

Uttarakhand Decentralized Watershed Development Project (GRAMYA) Phase-II



FNGO - GARHWAL



Annual Report

Apr 2016 - Mar 2017

Submitted to



WATERSHED MANAGEMENT DIRECTORATE
Indira Nagar Forest Colony, Dehradun, Uttarakhand

Submitted by



SOCIETY OF PEOPLE FOR DEVELOPMENT (SPD)
B - 4, Sector - 2, Defence Colony, Dehradun - 248 001, Uttarakhand



Contents

	PAGES
ABBREVIATIONS	
EXECUTIVE SUMMARY	1-7
MAJOR ACTIVITIES CONDUCTED	8-10
1. Participatory Rural Appraisal	08-09
2. Women Aam Sabha.....	10-13
3. Gram Panchayat Watershed Development Plan	14-15
4. User Groups	16-17
5. Vulnerable Individual Beneficiaries and Groups	18-20
6. Participatory Monitoring & Evaluation (PME)	21-32
◆ Major Findings of Round-I of PMEs	24-32
PROJECT HIGHLIGHTS	33-43
ANNEXURES	44-71
1. Village-wise List of WAS Organized (FY 2016-17).....	44-55
2. Involvement of Household Level Population in the Formation of GPWDP	56-56
3. List of User Groups.....	57-60
4. List of Vulnerable Individual Beneficiaries and Vulnerable Groups.....	61-71





Abbreviations

ESMF	Environmental Social Management Framework
FIG	Farmer Interest Group
FNGO	Field Non-Governmental Organization
GP	Gram Panchayat
GPWDP	Gram Panchayat Watershed Development Plan
GoUK	Government of Uttarakhand
HH	House Hold
HIG	High Income Group
LIG	Low Income Group
WAS	Women Aam Sabha
MIG	Medium Income Group
PME	Participatory Monitoring & Evaluation
PMU	Project Management Unit
PRA	Participatory Rural Appraisal
RV	Revenue Village
RVC	Revenue Village Committee
SPD	Society of People for Development
VG	Vulnerable Group
WMD	Watershed Management Directorate
WWMC	Water & Watershed Management Committee
UG	User Group





Annual Progress Report

(Apr. 2016 - Mar. 2017)





EXECUTIVE SUMMARY



EXECUTIVE SUMMARY



The second year (2016-17) was the Implementation year of the Gramya-II. The Implementation phase of the Gramya-II initiated from this year and its main focus was the formation of village level institutions in all the GPs of the Project and build their capacity for Monitoring and Evaluation of the works carried out as per the AWP (Annual Work Plan) of GPWDP.

To achieve Year-2 (2016-17) target, the project was divided into two halves, wherein the First Half (Apr 20156– Sept 2016) was focused on mobilizing the community on works pertaining to planning; preparation of GPWDP; organizing WAS for assessing the problems of women and incorporate the issues raised by them in the GPWDP; formation of PME Teams; Identification of Vulnerable Individuals and Groups and formation of User Groups, etc. Whereas, the Second half (Oct 2016– March 2017) of the implementation year focused on mobilizing WWMCs, RVCs and local communities to complete the works against the target of AWP in their respective GPs.

Apart from mobilization of community and village level institutions in completion of works as per their Annual Work Plan, FNGO field teams in all four Divisions facilitated the process for conduction of Participatory Monitoring and Evaluation exercises (PME) at Gram Panchayat level. It was an essential activity providing mechanism for Social Audit (SA) and ensuring transparency among project stakeholders. PME can be considered as the foundation stone activity of Year-2 (2016-17) implementation phase. In addition, regular support and coordination was provided by the field staff of FNGO to the project staff in implementation of the project activities in their respective areas. Brief summary of activities conducted during year-2 (April 2016 to March 2017) across the all four Divisions is as follows:

1. Participatory Rural Appraisal (PRA)

The PRA exercise conducted for planning of GPWDP in Pauri, Tehri and PMU Raipur, including 48 GPs of Dehradun Divisions was completed during the last year, i.e., 2015-16. During this year (2017), the FNGO field team provided support in resolving dispute among the village community and building rapport among them. After mobilizing the villagers, the balance PRA exercises were carried out in 8 revenue villages in Dehradun, Division, Vikasnagar, namely Jhutaya, Sairi, Nichiya, Thureu, Supau, Keshau, Alsi and Jogio of Sahiya and Chakrata units. Gram Panchayats Mothi and Chhutad-Bhatad of Kwansi unit were dropped on account of reciprocal dispute among the village community. Thus, the PRA exercises have been completed in all the 73 RVs including 8 RVs of 5 GPs. Hence the target of 54 GPs of Dehradun Division, Vikasnagar for this year has been achieved.

2. Women Aam Sabha (WAS)

Women Aam Sabha is a front of local adult women where they discuss their problems on fodder, fuel, water and government scheme related issues regarding village development. The first three quarters of year-2 (2016)), the remaining WAS were organized in all the 20 GPs and covering 39 RVs. Out of 20 GPs, 14 were from Tehri Division Thatyur and 6 from Dehradun Division, Vikasnagar. In all the 39 RVs of the Divisions, there are total 3724 adult women, of which 2155 women attended WAS. In all 20 WAS conducted in 39 RVs, total 398 issues were raised by the women in the meeting and after scrutiny of these issues, 336 were incorporated in the GPWDPs of respective GPs. The overall participation of women in 20 GPs was 58% during preparation of GPWDP during Year-2 (2016-17). During the previous year (2016), total 13279 adult women out of 29542 attended WAS in 182 GPs of 361 RVs across all the four Divisions. During WAS meetings, total 2375 issues were raised of which 1735 issues were incorporated in the GPWDPs. The overall participation of women in WAS was 45

% during last year, in which 74% issues of those raised in the meeting were incorporated in the GPWDPs of their respective GPs.

In addition to that, the FNGO field teams conducted Women Aam Sabhas in PMU, Raipur, Pauri, Tehri and Dehradun Divisions where GPWDPs were finalised and funds were released to GPs against their AWP. FNGO team mobilized women and conducted meetings at the Revenue Village level for implementation of AWP in their respective RVs. Overall; the 23 WAS were conducted in PMU, Raipur; 163 in Pauri Division; 198 in Tehri Division and 48 in Dehradun Division in different Revenue Villages. The WAS for implementation of AWP are conducted twice, therefore the number of WAS conducted in the RVs across the four Divisions has increased. Thus, total WAS conducted for implementation of AWP was 432. This year, it was decided to ensure representation of House Holds by at least one adult woman. Thus, 61% Households were represented in WAS in PMU, Raipur; 75% in Pauri Division; 83% in Tehri Division and 69% in Dehradun Division. During implementation of AWP, the representation Households in WAS by at least one adult woman across all the four divisions was 78%.

3. Gram Panchayat Watershed Development Plan (GPWDP)

In the beginning of this year, the FNGO field team mobilized the community for preparation of GPWDP. During the first three quarters of this year (2016-17), remaining 21 GPWDPs were also prepared in Tehri and Dehradun Divisions. In Tehri Division, 15 GPWDPs were completed during the first quarter of this year (2016-17). During second half of year 2 (Oct. 2016-Mar.2017), remaining 3 GPWDPs of Gram Panchayats Supau, Nithla and Jogio were completed of in Sahiya and Chakrata Units of Dehradun Division, Vikasnagar. The Gram Panchayats of Mothi and Bhatad-Chhutad of Kwansi Unit of Dehradun Division have been dropped from the project due to reciprocal dispute among communities. The target for preparation of 201 GPWDPs across all the four Divisions has thus been achieved.

4. Vulnerable Individuals and Groups

For this year (2016-17), the target for grant of fund to Vulnerable Individuals from the vulnerable fund was fixed at 341 vulnerable Individuals across all the four Divisions. FNGO field team facilitated the process for Identification of Vulnerable Individual beneficiaries in all the four Divisions and prepared need based Income Generation Plans for them. After Identification of beneficiaries and preparation of proposals for their livelihood activities, fund was released to all the 341 beneficiaries. In this process, PMU, Raipur released fund to 45 Individuals; Pauri Division to 91 Vulnerable Individuals, Tehri Division to 145 Vulnerable

Individuals and Dehradun Division, Vikasnagar released fund to 60 Vulnerable Individual beneficiaries. Thus, total 341 Vulnerable Individuals beneficiaries received grant from the vulnerable fund during Year-2 (2016-17).

In addition to vulnerable individuals, FNGO field team motivated vulnerable households and mobilized them to work in the groups. After formation of Vulnerable Groups of these households, the field team of FNGO identified realistic and viable IGAs for them and prepared plans as per their needs suitable in local context. This year, FNGO has formed 52 Vulnerable Groups (VG) and funds have been released to 49 of them. Of these Vulnerable Groups 10 were from PMU, Raipur; 6 from Pauri Division; 24 from Tehri Division and 12 from Dehradun Division Vikasnagar. Due lack of funds in PMU, Raipur, 3 out of 10 VGs could not be granted fund. Thus, total 49 VGs across all four Divisions were funded benefitting 300 households.

5. User Groups (UGs)

With a view to promoting the concept for maintenance and upkeep of assets created under the project in various villages during Year-2 (Apr- March2017), the field staff of the FNGO conducted meetings of User Groups in Pauri, Tehri and Dehradun Divisions. Field team facilitated the process for formation of User Groups (UGs) and formed 143 User Groups for irrigation tanks, irrigation channels and several other activities across all the four Divisions during Year-2 of the project period. Apart from formation of User Groups (UGs), FNGO field staff conducted meetings of previously formed UGs in the villages and opened their Bank Accounts and deposited their contribution in the same. Total 81 User Groups have been opened their joint Bank Accounts in nearby Bank branches during the year ending 31st March 2017.

6. Participatory Monitoring and Evaluation (PME)

PME Teams Formed

To involve the local community in the process of social audit and ensure transparency in the project activities, a team of WWMC, RVC, VG, UG, FIG, other CBOs and active members of the community has been formed at Gram Panchayat (GP) level in each GP of the Divisions called PME Team. The role of PME Team is to conduct PME exercises at GP level and involve local community in monitoring and evaluation of the works done under Annual Work Plan (AWP) of GPWDP at GP level. During this year (Apr 2016- Mar 2017), remaining 41 PME teams were also formed across all four Divisions. Of these, 2 were in PMU, Raipur; 10 in Pauri Division; 23 in Tehri Division and 6 PME teams were formed in Dehradun Division

during this year. Hence, the target of 201 PME teams has been achieved across all the four Divisions.

PME conducted in the GPs

The field staff of FNGO provided support to PME team and GP alongwith MDT members of the project in conducting PME meetings. Thus, total 201 PME meetings were organized during the year in the process social audit in Gramya-II GPs. Of these, 6 PMEs were conducted in PMU, Raipur; 54 in Dehradun Division; 78 in Tehri Division and 62 PMEs in Pauri Division. Thus, 201 PMEs conducted covering all the 201 GPs across all the four Divisions in Garhwal Region.

7. Other activities

World Bank Supervision Mission in PMU, Raipur

On 3rd September 2016, the World Bank Supervision Mission (WBSM) visited Tangoli Garh village of Thano Unit of Model Micro Watershed. During the visit of WBSM in village Tangoli Garh, the team inspected/observed afforestation activities, minor irrigation and soil conservation works done under Gramya-II. The WBSM team held discussions with local women of the village and sought information about sustainability



and utility of afforestation activities. Local women assured the WBSM team regarding conservation of the forestry work done by them and also suggested to promote community horticulture in the area that can give good and sustainable benefits to the villagers.

The WBSM Team inspected Mushroom unit at Dharkot set up by the local women with project support. During the visit, it was explained that due to climate change, the climate of the area has become suitable for mushroom farming and hence it is appropriate to promote the same in this area. The World Bank Team provided information on the benefits and utility of climate change to Mushroom growers. Mushroom growers conveyed their gratitude to the team.

World Bank Supervision Mission's Visit to Pauri Division

In the first week of September 2016, the World Bank Supervision Mission visited four Gram Panchayats of Pauri Division as follows:

- **Day-I (3rd Sept. 2016)**

Gram Panchayat Kagtun

On the first day, the World Bank Supervisor Mission (WBSM) visited Gram Panchayat Kagtun, which is a single Revenue Village Gram Panchayat of Patisain Unit. The WBSM Team arrived at 10 AM in village Kagtun where villagers and the Gram Pradhan welcomed the



team members at the village. First of all, the WBSM Team reached village temple ground and witnessed the Rangoli. After Rangoli presentation, a community meeting was organized and WBSM Team interacted with the community members, especially women and, thereafter visited the works undertaken by the project and inspected the progress of works done under the project, such as solar water pumping, village pond, plantation, poly house, cattle shed, etc.

Gram Panchayat Patal Gunth

After Kagtun, the WBSM Team visited Gram Panchayat Patal Gunth and observed fruit plantation and compost pits before conducting a meeting with women. WBSM Team interacted with women and assessed the change brought about by the project in their village. Women



expressed their pleasure on the opportunity provided by Gramya-II to plan for the development of their village. They told that since planning has now been completed; they are engaged in preparation of GPWDP. They were happy to participate in various village level activities.

Gram Panchayat Simar

Post lunch, the WBSM team inspected the tree plantation, turmeric crop, poly house, etc. at village Simar of the project and conducted a community level meeting at the village. The vulnerable individual beneficiaries



showed their IGA records to the team. During community meetings the WBSM team asked a lot of questions from the women regarding the project, such as changes observed as a result of project activities; benefits to the community from the project; their participation in project planning and implementation, etc.

- **Day Two (4th September 2016)**

Gram Panchayat Salan

On second day, the WBSM team visited Gram Panchayat Salan, where villagers and Gram Pradhan welcomed the team. After a warm welcome, the team inspected the progress of project works.



The team visited the village pond, river bank protection work site, small bridge constructed at the village and Rangoli presentation made by the village Motivator and Gram Pradhan. After presentation of Rangoli, the women and girls welcomed the WBSM team with folk songs which were much appreciated by the team. A community level meeting was organized at the village where WBSM team interacted with the community, especially women and sought various information regarding project and the changes brought about as a result of Gramya-II activities. Women actively participated in the discussion with the team members.

Basic Course on Gender Sensitization

A three day training programme was organized for the Project staff of Uttarakhand Decentralized Watershed Development Project (Phase-II) Gramya on Basic Course on Gender Sensitization from 28th to 30th November 2016 at Watershed Management Directorate, Dehradun. Ms. Madhu Bala from 'Jagori', New Delhi and Mr. Haritha from Bangalore were the Resource Persons for the Training.



Vasant Utsav

Field staff of the FNGO, along with the Project staff of PMU Division, Raipur and Dehradun Division, Vikasnagar participated and demonstrated project related activities through stall exhibition at Raj Bhawan, Dehradun on 'Vasant Utsav' from 4th – 5th March 2017.



MAJOR ACTIVITIES
(Apr. 2016- Mar. 2017)



1.

Participatory Rural Appraisal (PRA)

Planning of GPWDP of all the Gram Panchayats of Pauri, Tehri, PMU Raipur and 48 GPs of Dehradun Divisions was completed during the year 2016. During the current year (2017), the field team of the FNGO provided support in resolving dispute among community members and established rapport among them. After mobilizing villagers, the remaining PRA exercises were carried out in 8 revenue villages of Sahiya and Chakrata units of Dehradun Division, namely, Jhutaya, Sairi, Nichiya, Thureu, Supau, Keshau, Alsi and Jogio. The GPs Mothi and Chhutad-Bhatad of Kwansi unit were dropped due to community dispute. Thus, the PRA exercises have been completed in all the 73 RVs including 8 RVs of 5 GPs carried out during this year. Thus, the total target of 54 GPs was achieved in Dehradun Division during this year. Thus, the PRA activity has been completed in the entire project villages of four Divisions, i.e. Pauri, Tehri, PMU Raipur and Dehradun.

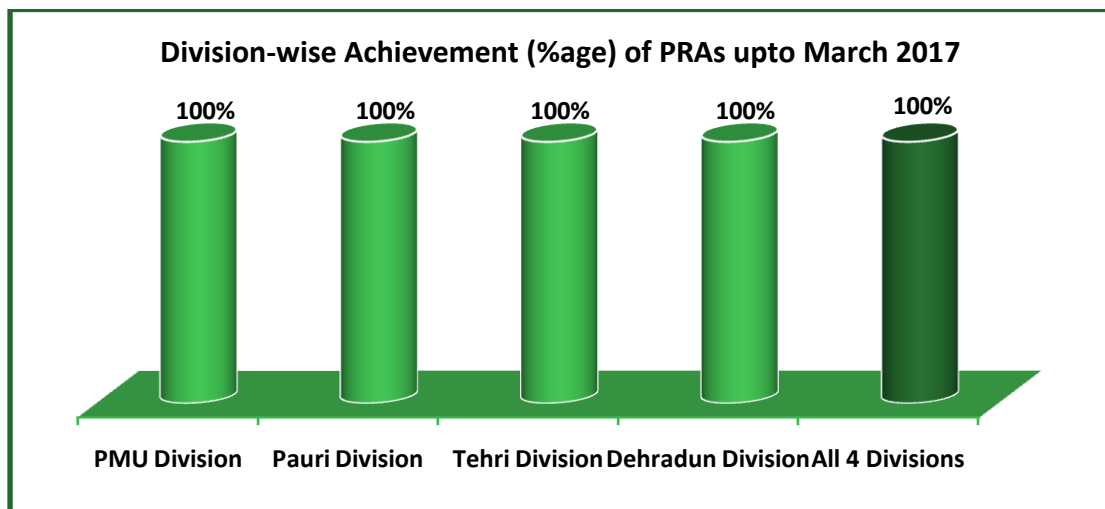


Till 31st March 2017, the progress of PRA exercises conducted in the revenue villages across all the four Divisions are as follows:

SN	Division	Unit	Total RVs	No. of RVs in which PRA was Conducted							
				Year 1 (2015-16)		Year 2 (Apr-Sep 2016)		Year 2 (Oct-Mar 2017)		Overall (Apr. 2015-Mar 2017)	
				No.	%	No.	%	No.	%	No.	%
1	PMU, Raipur	Thano	23	23	100%	-	-	-	-	23	100%
Total		1 Unit	23	23	100%	-	-	-	-	23	100%
2	Pauri	Kandalinadi	38	38	100%	-	-	-	-	38	100%
		Patisain	63	63	100%	-	-	-	-	63	100%
		Santoligad	63	63	100%	-	-	-	-	63	100%
Total		3 Units	164	164	100%	-	-	-	-	164	100%
3	Tehri, Thatyur	Kempty	40	40	100%	-	-	-	-	40	100%
		Nainbag	51	51	100%	-	-	-	-	51	100%
		Thatyur	50	50	100%	-	-	-	-	50	100%
Total		3 Units	141	141	100%	0	-	-	-	141	100%
4	Dehradun, Vikasnagar	Chakrata	21	20	95%	0	-	01	5%	21	100%
		Kwansi	20	20	100%	0	-	-	-	20	100%
		Sahiya	32	25	78%	7	22%	-	-	32	100%
Total		3 Units	73	66	90%	7	9%	01	1%	73	100%
Grand Total		10 Units	400	394	98%	7	1.75%	01	0.25%	400	100%

Overall Achievement of PRA in all Four Divisions

Till end of Second year (April 2016 – March 2017), the overall achievement of PRA exercises in all the four Divisions has been as follows:



2.

Women Aam Sabha (WAS)

WAS Conducted for Preparation of GPWDP

In the planning phase of first year (2015-16), total 304 WAS were organized in 361 Revenue Villages (RVs) of 182 GPS across all the four Divisions which were attended by 14531 adult women out of 30204 total women population. During WAS meeting during the previous year, total 2340 issues were raised of which 1745 were incorporated in the GPWDPs. The overall participation of women was 48% during last year and 75% issues were incorporated in the GPWDPs of their respective GPs (March 2016).



During Implementation Phase of second year (2016-17), the field teams of FNGO organized 39 WAS in the remaining 19 GPs of 39 RVs of Tehri and Dehradun Divisions. Out of 19 GPS, 14 were from Tehri Division Thatyur and 5 from Dehradun Division, Vikasnagar. In all the 39 RVs of both the Divisions, there were total 3724 adult women of which 2155 women

participated in WAS. In all the 39 WAS, total 398 issues were raised by women of which 336 were incorporated in the GPWDPs of their respective GPs after scrutiny. Overall participation of women was 58% during last year WAS wherein 84% issues raised were incorporated in the GPWDPs of their respective GPs.

The details of WAS conducted across all the four Divisions of Gramya-II till 31st December 2016 (**Detailed list of WAS conducted in FY 2016-17 is given in Annexure-1A**) is given in the table below:

SN	Division	Unit	Total GPs	Year 1 (2015-16)		Year 2 (2016-17)		Overall (Year 1 + Year2)	
				No.	%	No.	%	No.	%
1	PMU, Raipur	Thano	7	7	100%	-	-	7	100%
Total		1 Unit	7	7	100%	-	-	7	100%
2	Pauri	Kandalinadi	16	16	100%	-	-	16	100%
		Patisain	21	21	100%	-	-	21	100%
		Santoligad	25	25	100%	-	-	25	100%
Total		3 Units	62	62	100%	-	-	62	100%
3	Tehri, Thatyur	Kempty	19	19	100%	-	-	19	100%
		Nainbag	29	24	83%	5	17%	29	100%
		Thatyur	30	21	70%	9	30%	30	100%
Total		3 Units	78	64	82%	14	18%	78	100%
4	Dehradun, Vikasnagar	Chakrata	18	17	94%	1	6%	18	100%
		Kwansi	16	16	100%	-	-	16	100%
		Sahiya	20	16	80%	4	20%	20	100%
Total		3 Units	54	49	91%	5	9%	54	100%
Grand Total		10 Units	201	182	91%	19	9%	201	100%

Cumulative Progress of WAS During Planning Phase

By the end of this year (March 2017), the target of WAS has been achieved in all the four Divisions, namely PMU, Raipur; Pauri; Tehri and Dehradun. The cumulative progress of WAS organized for planning phase was completed in 400 RVs of 201 GPs. In all the 400 RVs, 16686 women out of total 33928 adult women participated in WAS. The overall participation of women in planning phase was 49 % and 76% of the issues raised were incorporated in the GPWDPs in their respective GPs upto 31st December 2016.

The cumulative progress of WAS conducted during the planning phase in all the four Divisions of Gramya-II till 31st December 2016 is given in the table below:

Division	Unit	Total RVs	Uninhabited RVs	Total RVs	WAS Organized	No. of RVs Covered	Total Adult Women	Women Attended WAS		Proposals raised/ incorporated during MAS		
								No.	%age	Raised	Incorporated	
											No.	%age
PMU Raipur	Thano	23	0	23	23	23	1106	500	45%	187	134	72%
Total		23	0	23	23	23	1106	500	45%	187	134	72%
Pauri	Kandali Nadi	39	1	38	33	38	1693	1041	61%	266	185	70%
	Patisain	71	9	62	33	62	2250	993	44%	163	135	83%
	Santoligad	65	2	63	45	63	4228	1370	32%	256	158	62%
Total		175	12	163	111	163	8171	3404	42%	685	478	70%
Tehri	Kempty	41	1	40	36	40	2552	986	39%	299	223	75%
	Nainbag	56	5	51	50	51	5313	3090	58%	356	265	74%
	Thatyur	50	0	50	50	50	5315	3931	74%	680	669	98%
Total		147	6	141	136	141	13180	8007	61%	1335	1157	87%
Dehradun	Chakrata	22	0	22	22	22	3425	2026	59%	130	75	58%
	Kwansi	19	0	19	19	19	2609	759	29%	150	116	77%
	Sahiya	32	0	32	32	32	5437	1990	37%	251	121	48%
Total		73	0	73	73	73	11471	4775	42%	531	312	59%
Grand Total		418	18	400	343	400	33928	16686	49%	2738	2081	76%

WAS Conducted for Implementation of AWP

In addition to the above, the FNGO field teams conducted Women Aam Sabhas in PMU, Raipur; Pauri, Tehri and Dehradun Divisions where GPWDPs were completed and funds released to GPs against their AWP. FNGO mobilized women and conducted meetings at revenue village level for the implementation of AWP in respective RVs. As such, 23 WAS were conducted in PMU, Raipur; 163 in Pauri Division; 198 Tehri Division and 48 Dehradun Division at Revenue Village level. The WAS conducted for implementation of AWP in all four Divisions are repeated, hence the number of WAS conducted in the RVs of four Divisions have increased.

Thus, total WAS conducted for implementation of AWP was 432. This year, the representation of one woman has been ensured from every household. Hence looking at representation of HHs, participation of women in WAS meetings was 61% in PMU, Raipur; 75% in Pauri Division, 83% in Tehri Division and 69% in Dehradun Division. During WAS for implementation of AWP, the representation of House Holds by women was 78% across all the four Divisions.

The cumulative progress of WAS conducted for Implementation of AWP during second year across all the four Divisions of Gramya II till 31st March 2017 (**Detailed list of WAS conducted in FY 2016-17 is given in Annexure-1B**) is given in the table below:

SN	Unit	No. of WAS Organized	No. of RVs Covered	Total HHs	Representa-tion of HHs		No of total Adult Women	Women Attended the WAS		No. of Issues Discussed in the Meeting
					No.	%age		No.	%age	
PMU (MWS) Raipur										
1	Thano	23	23	746	453	61%	957	495	52%	19
	Total	23	23	746	453	61%	957	495	52%	
Pauri Division										
2	Kandalinadi	46	47	2068	1484	72%	3205	1638	51%	55
	Patisain	59	83	2181	1566	72%	3023	1644	54%	
	Santoligad	58	65	3217	2573	80%	5705	3089	54%	
	Total	163	195	7466	5623	75%	11933	6371	53%	
Tehri Division										
3	Kempty	45	45	1518	1355	89%	2724	1523	56%	46
	Nainbag	89	89	6002	4951	82%	11342	5584	49%	
	Thatyur	64	64	3708	3044	82%	6953	3689	53%	
	Total	198	198	11228	9350	83%	21019	10796	51%	
Dehradun Division										
4	Kwansi	16	17	1256	963	77%	2602	1073	41%	58
	Sahiya	16	16	2004	1095	55%	3759	1175	31%	
	Chakrata	16	18	984	875	89%	2747	1384	50%	
	Total	48	51	4244	2933	69%	9108	3632	40%	
G. Total		432	467	23684	18359	78%	43017	21294	50%	178

3.

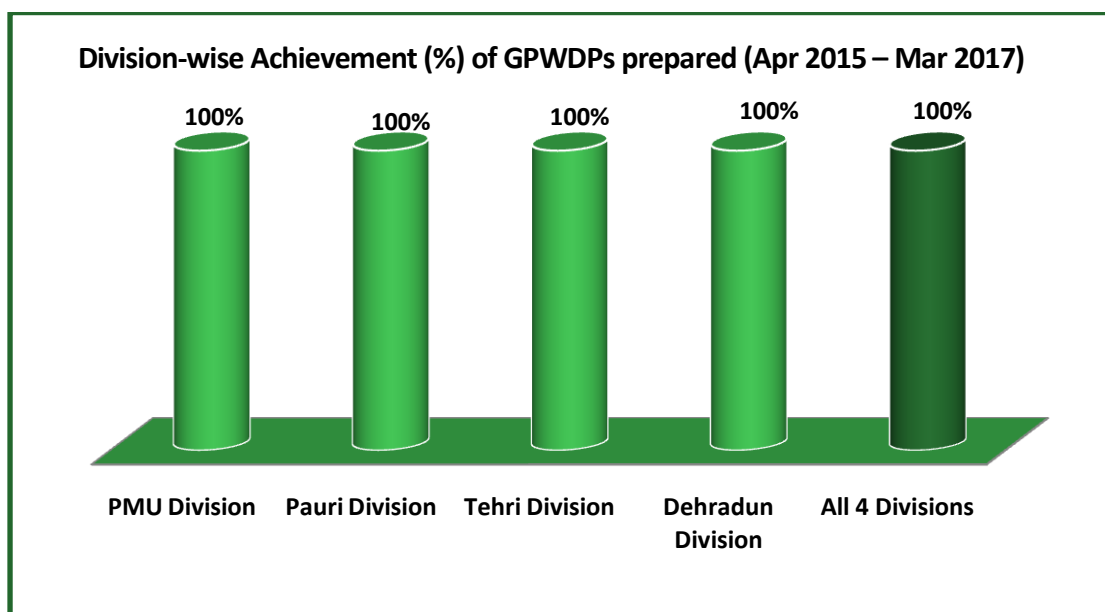
Gram Panchayat Watershed Development Plan (GPWDP)

During year-1, 180 GPWDPs were prepared in all the four Divisions of Gramya-II. This year remaining 21 GPWDPs were also prepared in Tehri and Dehradun Divisions. Out of 21 GPWDPs, 15 were in Tehri Division and 3 in PMU, Raipur. During second half of this year (Oct. 2016-Mar.2017), the remaining 3 GPWDPs of Gram Panchayat Supau, Nithla and Jogio in Sahiya and Chakrata Units of Dehradun Division Vikasnagar were also completed. The GPs Mothi and Bhatad-Chhutad of Kwansi Unit of Dehradun Division have been dropped due to reciprocal dispute among communities in both these GPs. Thus, the target of 201 GPWDPs in all four Division has been completed.



The overall progress for completion of GPWDP preparation across all the four divisions, upto 31st March 2017 is as follows:

Division	Unit	No. of GPs	Year 1 (2015-16)		Year 2 (2016-17)		Grand Total (Year 1 + Year2)	
			No.	%age	No.	%age	No.	%age
PMU, Raipur	Thano	7	7	100%	-	-	7	100%
Total	1 Unit	7	7	100%	0	-	7	100%
Pauri	Kandalinadi	16	16	100%	-	-	16	100%
	Patisain	21	21	100%	-	-	21	100%
	Santoligad	25	25	100%	-	-	25	100%
Total	3 Units	62	62	100%	0	-	62	100%
Tehri	Kempty	19	18	95%	1	5%	19	100%
	Nainbag	29	24	83%	5	17%	29	100%
	Thatyur	30	21	70%	9	30%	30	100%
Total	3 Units	78	63	81%	15	19%	78	100%
Dehradun	Chakrata	18	16	89%	2	11%	18	100%
	Kwansi	16	16	100%	-	-	16	100%
	Sahiya	20	16	80%	4	20%	20	100%
Total	3 Units	54	48	89%	6	11%	54	100%
Gr. Total	10 Units	201	180	90%	21	10%	201	100%



4.

User Groups

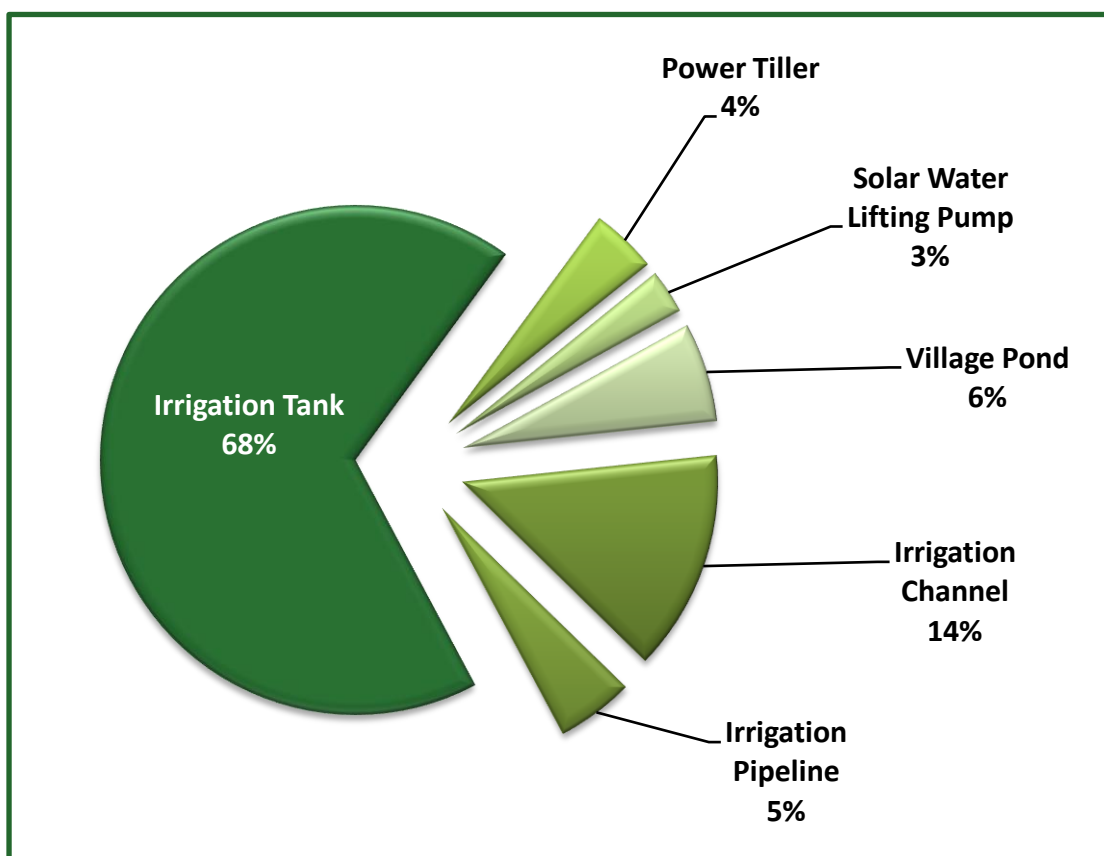
With a view to promoting the concept for maintenance and upkeep of assets created by the project in the villages, by the end of this year (Mar. 2017), the field staff of the FNGO has formed total 143 User Groups in PMU, Raipur; Pauri; Tehri and Dehradun Divisions. Apart from that, the Field team facilitated the process for opening of their Bank Accounts and depositing of their contribution in the same. By the end of second half (31st March 2017), total 101 User Groups had opened their joint Bank Accounts in nearby Bank branches.

Till 31st March 2017, the cumulative progress of User Groups (**Annexure-3**) formed in all the four Divisions is given in the table below:

Division	Unit	User Groups Formed (Apr-Sep 2016)	User Groups Formed (Oct-Mar 2017)	Cumulative Progress as on March 2017
PMU, Raipur	Thano	06	0	06
Total	1 Unit	06	0	06
Pauri	Kandalinadi	07	04	11
	Patisain	07	0	07
	Santoligad	06	0	06
Total	3 Units	20	4	24
Tehri, Thatyur	Kempty	02	02	04
	Nainbag	10	02	12
	Thatyur	14	03	17
Total	3 Units	26	07	33
Dehradun, Vikasnagar	Chakrata	12	09	21
	Kwansi	17	14	31
	Sahiya	12	16	28
Total	3 Units	41	39	80
Grand Total	10 Units	93	50	143

Activity-wise Break-up of User Groups

SN	Division	Irrigation Tank	Irrigation Channel	Irrigation Pipeline	Village Pond	Power Tiller	Solar Water Lifting Pump	Total Members of UGs
1	Dehradun	65	04	03	05	03	0	533
2	Tehri	22	09	0	02	0	0	247
3	Pauri	06	07	03	02	03	03	254
4	PMU, Raipur	04	0	01	0	0	01	055
Total		97	20	07	09	06	04	1089



5.

Vulnerable Individuals Beneficiaries and Groups

This year (2016-17) the target was set for identification of 341 Vulnerable Individuals (VIs) and 52 Vulnerable Groups (VGs) to benefit from vulnerable fund of the project for all the four Divisions.



Release of Fund to Vulnerable Individuals (VIs)

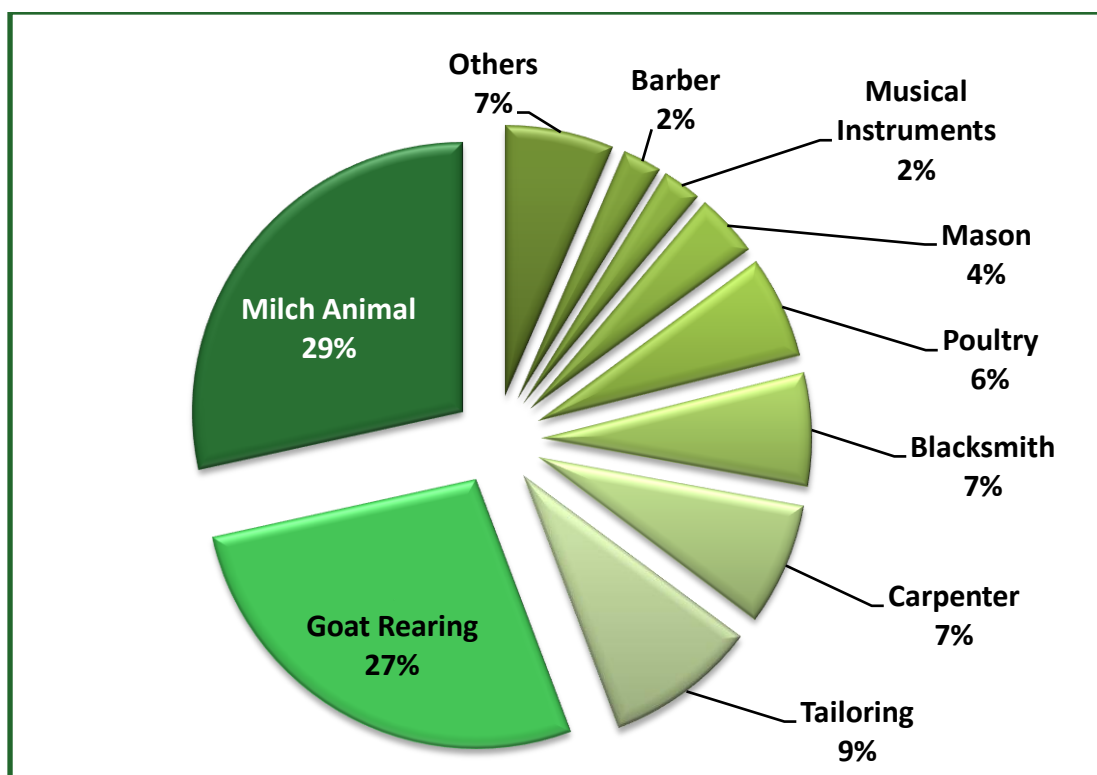
FNGO field team facilitated the process for Identification of Vulnerable Individual beneficiaries in all the four Divisions and prepared need based income generation plan for them. After Identification of beneficiaries and preparation of proposals for their livelihood activities, Divisions released fund to all the 341 beneficiaries. In the process, PMU, Raipur released fund to 45 Vulnerable Individuals; Pauri Division to 91 Vulnerable Individuals, Tehri Division to 145 Vulnerable Individual and Dehradun Division, Vikas Nagar to 60 Vulnerable

Individuals beneficiaries. Thus, total 341 Vulnerable Individual beneficiaries received fund for their livelihood under vulnerable fund of the Project this year (2016-17).

Till 31st March 2017, the cumulative progress of Vulnerable beneficiaries in all the four Divisions is given in the table below:

SN	Division	Vulnerable Individuals Identified (Apr-Sep 2016)	Vulnerable Individuals funded (Apr-Sep 2016)	Vulnerable Individuals funded (Oct- March 2017)	Cumulative Progress as on March 2017
1	PMU Model MWS, Raipur	26	03	42	45
2	Pauri Division	46	07	84	91
3	Tehri, Thatyur	21	47	98	145
4	Dehradun, Vikasnagar	07	0	60	60
Total		100	57	284	341

Activity-wise Breakup of Vulnerable Individuals

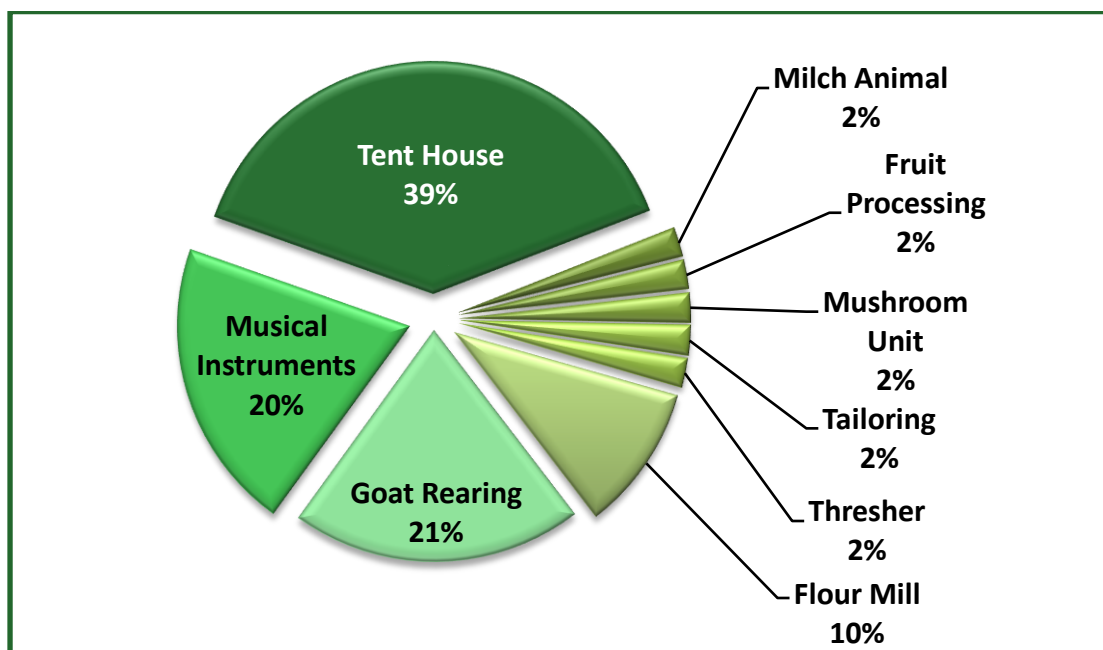


Release of Fund to Vulnerable Groups (VGs)

In addition to the livelihood support provided to Vulnerable Individuals, FNGO field team also motivated vulnerable households and mobilized them to come together and work in group. After formation of Groups of these vulnerable households, the field team of FNGO identified viable IGA for them and prepared plans as per their needs suitable in local context. This year, FNGO has formed 52 Vulnerable Groups (VG) and released fund to 49 Groups. In the process, 10 VGs were formed in PMU, Raipur; 6 in Pauri Division; 24 in Tehri Division and 12 in Dehradun Division Vikasnagar. In PMU Division, only seven VGs out of those 10 selected could be funded due to lack of funds. Thus, total 49 VGs comprising 300 households across all the four Divisions were funded. The cumulative progress of Vulnerable Group (VG) beneficiaries in all the four Divisions till 31st March 2017 is given in the table below:

SN	Division	Vulnerable Groups formed (April- Sept 2016)	Vulnerable Groups funded (April- Sept 2016)	Vulnerable Groups funded (Oct- March 2017)	Cumulative Progress as on March 2017	Total Vulnerable HHs benefited
1	PMU Raipur	1	0	07	07	35
2	Pauri	0	0	06	06	36
3	Tehri, Thatyur	10	10	14	24	160
4	Dehradun, Vikasnagar	1	0	12	12	69
Total		12	10	39	49	300

Activity-wise Breakup of Vulnerable Groups



Detailed List of Vulnerable Individuals and Groups given at Annexure 4A & 4B

6.

Participatory Monitoring and Evaluation (PME)

PME Teams Formed

To involve local community in the process of social audit and ensure transparency in the project activities, a team of WWMC, RVC, VG, UG, FIG, other CBOs and active members of the community called PME Team has been formed at Gram Panchayat (GP) level in each GP of the Divisions. The role of PME Team is to conduct PME exercises at GP level and involve local community in monitoring and evaluation of the works done under Annual Work Plan (AWP) of GPWDP at GP level. During planning phase, total 160 PME Teams were formed across all the four Divisions.



In the second year (2016-2017), remaining 41 PME Teams were formed and capacity of their members was developed. At the end of third quarter of year-2, formation of remaining PME Teams was completed as per the target. Thus, 2 PME teams were formed in PMU, Raipur; 10

in Pauri; 23 in Tehri and 6 in Dehradun Division, Vikasnagar. Hence, the target for formation of 201 PME teams has been achieved across all the four Divisions. After successful formation of these 201 PME Teams, they were actively involved in conducting the first round of PME in their respective GPs and by the end of 31st March 2017, the process of social audit has been completed in all the GPs across 4 divisions.

Till 31st December 2016, the cumulative progress of PME Teams formed in all the four Divisions is given in the table below:

SN	Division	Unit	Net No. of GPs	PME Teams Formed					
				Year 1 2015-16		Year2 2016-17		Overall (Year1 + Year2)	
				No.	%age	No.	%age	No.	%age
1	PMU Raipur	Thano	7	5	71%	2	29%	7	100%
Total			7	5	71%	2	29%	7	100%
2	Pauri	Patisain	21	19	90%	2	10%	21	100%
		Santoligad	25	24	96%	1	4%	25	100%
		Kandalinadi	16	9	56%	7	44%	16	100%
Total			62	52	84%	10	16%	62	100%
3	Tehri (Thatyur)	Thatyur	30	23	77%	7	23%	30	100%
		Kempty	19	14	74%	5	26%	19	100%
		Nainbag	29	18	62%	11	38%	29	100%
Total			78	55	71%	23	29%	78	100%
4	Dehradun (Vikasnagar)	Sahiya	20	15	75%	5	25%	20	100%
		Chakrata	18	17	94%	1	6%	18	100%
		Kwansi	16	16	100%	0	0%	16	100%
Total			54	48	89%	6	11%	54	100%
Grand Total			201	160	80%	41	20%	201	100%

PME Conducted

After successful formation and capacity building training of PME Teams, the field staff of FNGO provided all necessary support to the PME teams and GPs alongwith members of MDT of the project and started the process of Monitoring and Evaluation of works carried out under AWP of GPs. During second half of the year (Oct 2016-March 2017), FNGO, MDT members and PME teams in all 201 GPs organized the process for social audit in Gramya II GPs and conducted 7 PMEs in PMU, Raipur; 54 in Dehradun Division; 78 in Tehri Division and 62 in Pauri Division. Thus, total 201 PMEs were conducted in 201 GPs across all the four Divisions.



Till 31st March 2017, the cumulative progress of 201 PME conducted across all the four Divisions is given in the table below:

Division	Unit	Total GPs	Progress of First Round PME in all Divisions					
			First Half of Year 2 (Apr-Sep 2016)		Second Half of Year 2 (Oct 2016-Mar 2017)		Grand Total (Y2016-17)	
			No.	%age	No.	%age	No.	%age
PMU, Raipur	Thano	7	0	-	7	100%	7	100%
Total	1 Unit	7	0	-	0	100%	7	100%
Pauri	Kandalinadi	16	0	-	16	100%	16	100%
	Patisain	21	0	-	21	100%	21	100%
	Santoligad	25	0	-	25	100%	25	100%
Total	3 Units	62	0	-	62	100%	62	100%
Tehri	Kemty	19	0	-	19	100%	19	100%
	Nainbag	29	0	-	29	100%	29	100%
	Thatyur	30	0	-	30	100%	30	100%
Total	3 Units	78	0	-	78	100%	78	100%
Dehradun	Chakrata	18	0	-	18	100%	18	100%
	Kwansi	16	0	-	16	100%	16	100%
	Sahiya	20	0	-	20	100%	20	100%
Total	3 Units	56	0	-	56	100%	54	100%
Grand Total	10 Units	201	0	-	201	100%	201	100%

Major Findings of Round-I of PMEs

Representation of Households:

- In all four Divisions, there are total 18295 households. In PMU, Raipur out of 695 households, 345 households attended PME, which is 65% of total households.
- The representation of households in Pauri Division was 2904 out of 5165 which is 57% of the total households.
- Similarly in Tehri Division, there are total out of 7062 households 4430 attended PME meetings, which is 63% of total households.
- In Dehradun Division 3588 households out of total 5373 were represented by at least one member in the PME process, which 63% of the total households. Thus, the overall participation of households in Round-1 of the PME was 61% across all four Divisions.

Wealth Ranking wise Participation of Households in the PME

PMU, Raipur

Going by wealth Ranking wise participation of households, out of total 371 participants attending PME in PMU Raipur 91 were from Group A, 132 were from Group B and 148 were from Group C of wealth ranking, which respectively 25%, 36% and 40% of the total participants attending PME in PMU, Raipur.

Pauri Division

The PME meetings in Pauri Division were attended by 3103 participants which comprised 697 participants from Group A, 1271 from Group B and 1135 from Group C, which is 22%, 41% and 37% representation of households respectively from Group A, B and C of wealth ranking.

Tehri Division

Similarly, PME in Tehri Division was attended by total 5659 participants, that is 1140 participants from Group A, 2064 from Group B and 2455 from Group C, which is respectively 20%, 36% and 43% representation of total participants attending PME meeting in the division.

Dehradun Division

In Dehradun Division, total 4236 villagers participated in the PME exercise in which 910

participants were from Group A, 1407 participants from Group B and 1919 participants from Group C of wealth ranking, which is 21%, 33% and 45% representation respectively from Group A, B and C going by total participants attending the PME.

Thus going by wealth ranking, the overall participation of villagers in all the four Divisions of Garhwal Region was 21% of participants from Group A; 36% from Group B and 42% participation by Group C of wealth ranking.

Gender-wise Analysis of PME Participants

Genderwise analysis of PME participants indicates increasing interest being shown by women folk in the project activities. In **PMU, Raipur** out of 371 participants attending PME meetings 162 were male 209 female, which is 44% and 56% attendance of male and female participants going by the overall participation in PME meetings in the division.

In **Pauri Division total** 3103 villagers participated in the first round of PME meetings. Out of which 841 were male and 2262 were female participants, which is an encouraging 73% participation by women in PME meetings, whereas male formed only 27% of the total participants attending PME meetings in the Division.

In **Tehri Division**, total 5659 villagers participated in the first round PME exercise, in which, male comprised 2548 and male 3111 participants. Thus, the participation of male and female participants in the PME meetings in the division was 45% and 55%, respectively.

Similarly, in **Dehradun Division**, the PME meetings were attended by 4236 participants out of which 1922 were male and 2314 were female participants. Thus, genderwise representation of male and female participants in the PME meetings was 45% male and 55% female participants

The overall gender wise participation of villagers in PME meetings was 41% male and 59% of female participants across all the four Divisions. Women participation is higher than their male counterparts, which is a good indicator of women empowerment.

Analysis of other key indicators of the PME is as follows:

1. Awareness on Community Mobilization and Watershed Planning

Under this indicator of PME assessment was made as to the awareness of villagers on different aspects of the project, i.e., PRA exercises conducted for GPWDP preparation, villagers' participation in the PRA exercises, selection beneficiaries' for various project activities and incorporation of activities in the GPWDP after screening through

Environmental and Social Management Framework (ESMF). The responses given by villagers during PME in their respective GP; have been analyzed in the tables 1.1, 1.2, 1.3 & 1.4 below

Table 1.1 : Awareness on Organization of PRA GPWDP Preparation

Division	Response in Affirmative					
	Male		Female		Total	
	No.	%age	No.	%age	No.	%age
PMU, Raipur	160	99%	200	96%	360	97%
Pauri	681	81%	1894	84%	2575	83%
Tehri	2397	94%	2872	92%	5269	93%
Dehradun	1728	90%	2033	88%	3761	89%
Total	4966	91%	6999	89%	11965	89%

On going through the table 1.1 above, it is observed that the awareness level of male and female participants on Organization of PRA for preparation of GPWDP is almost at par across all the four divisions. Overall awareness among male and female participants on this component of the project at 89% is quite satisfactory.

Table 1.2 : Awareness on Participation in PRA Exercise for GPWDP Preparation

Division	Response in Affirmative					
	Male		Female		Total	
	No.	%age	No.	%age	No.	%age
PMU, Raipur	149	92%	184	88%	333	90%
Pauri	715	85%	1931	85%	2646	85%
Tehri	2400	94%	2824	91%	5224	92%
Dehradun	1749	91%	2064	89%	3813	90%
Total	5013	92%	7003	89%	12016	90%

An analysis of the above data indicates almost the same level of awareness in male and female participants above 85% overall awareness on participation in PRA is also quite satisfactory.

Table 1.3 : Awareness on Beneficiary Selection and Various GPWDP Activities

Division	Response in Affirmative					
	Male		Female		Total	
	No.	%age	No.	%age	No.	%age
PMU, Raipur	161	99%	196	94%	357	96%
Pauri	718	85%	1908	84%	2626	85%
Tehri	2384	94%	2832	91%	5216	92%
Dehradun	1704	89%	2022	87%	3726	88%
Total	4967	91%	6958	88%	11925	89%

An analysis of the above data indicates marginally higher level of male participants on the procedure adopted for selection of beneficiaries of project activities. However, overall 88%

women being aware above this component of the project is quite satisfactory and indicates towards increased interest of women in project activities.

Table 1.4 : Awareness about GPWDP activities screened through ESMF

Division	Response in Affirmative					
	Male		Female		Total	
	No.	%age	No.	%age	No.	%age
PMU, Raipur	153	94%	201	96%	354	95%
Pauri	700	83%	1842	81%	2542	82%
Tehri	2417	95%	2774	89%	5191	92%
Dehradun	1698	88%	1974	85%	3672	87%
Total	4968	91%	6791	86%	11759	88%

Analyzed the data presented in the table 1.4 regarding the awareness of ESMF among the villagers. PMU, Raipur is in higher side and Pauri Division in lower side. Tehri and Dehradun Divines are in above 85% and below 95%. The overall awareness about the ESMF among villagers in all four Divisions is 88%. It should be increased and villagers must aware 100% about this activity.

2. Inclusiveness and Equity:

Table 2.1 : Justification of Beneficiary Selection during GPWDP Preparation

Division	Response in Affirmative					
	Male		Female		Total	
	No.	%age	No.	%age	No.	%age
PMU, Raipur	160	99%	199	95%	359	97%
Pauri	749	89%	1960	87%	2709	87%
Tehri	2459	97%	2925	94%	5384	95%
Dehradun	1755	91%	2080	90%	3835	91%
Total	5123	94%	7164	91%	12287	92%

The data analysis of table 2.1 on justification of Beneficiary Selection during GPWDP preparation indicates that the villagers of PMU, Raipur were quite satisfied with selection of beneficiaries with an overwhelming 97% participants responding in affirmative. However, the overall 92% affirmative response by participants across all divisions indicates that the procedure adopted for beneficiary selection to be justified.

Table 2.2 : Organization of WAS Prior to GPWDP Preparation

Division	Response in Affirmative					
	Male		Female		Total	
	No.	%age	No.	%age	No.	%age
PMU, Raipur	137	85%	198	95%	335	90%
Pauri	641	76%	2178	97%	2820	91%
Tehri	2218	87%	3072	99%	5290	92%
Dehradun	1802	94%	2161	93%	3963	94%
Total	4798	88%	7610	96%	12408	93%

Analyzed the data presented in the table 2.2 regarding conduction of WAS prior to GPWDP preparation. Interestingly, since the issue related to women a higher percentage of female participants than male replied in affirmative. The overall views of women in all four Divisions on WAS was 93%. This is a positive indicator and sign of active participation of women in project planning.

Table 2.3 : Ensuring Selection of SC/ST/Widow/Divyang as Project Beneficiaries

Division	Response in Affirmative					
	Male		Female		Total	
	No.	%age	No.	%age	No.	%age
PMU, Raipur	159	98%	206	99%	365	98%
Pauri	776	92%	2070	92%	2846	91%
Tehri	2506	98%	2985	96%	5491	97%
Dehradun	1816	94%	2143	93%	3959	93%
Total	5257	96%	7404	94%	12661	95%

An analysis of the data shows almost equal percentage of male and female participants replying in affirmative. Overall 95% of participants agreed to transparency being maintained in the selection of beneficiaries from vulnerable and under-privileged sections of the society.

Table 2.4 : Employment Generation through Project Activities

Division	Response in Affirmative						Total No of mandays generated up to 31 st March 2017
	Male		Female		Total		
	No.	%age	No.	%age	No.	%age	
PMU, Raipur	160	99%	203	97%	363	98%	24740
Pauri	792	94%	2096	93%	2888	93%	105422
Tehri	2441	96%	2892	93%	5333	94%	139660
Dehradun	1652	86%	2001	86%	3653	86%	122588
Total	5045	92%	7192	91%	12237	92%	392410

Analysis of the above table shows an overall 92% respondents replying in affirmative as to the generation of mandays from project activities. The table also shows generation of total 392410 mandays from project activities in various GPs across all the four divisions of the project.

3. Transparency and Accountability:

Table 3.1 : Information Sharing of Project Funds

Division	Response in Affirmative	
	No.	%age
PMU, Raipur	320	86%
Pauri	2525	81%
Tehri	5299	94%
Dehradun	3553	84%
Total	11697	87%

A look at the above table shows 81 percent of respondents replying in affirmative as to the issue of Information Sharing about Project funds. The overall affirmative response was 87% which needs improvement so far as the issue of maintaining transparency is concerned.

Table 3.2 : Awareness on Display of Information

Division	Response in Affirmative	
	No.	%age
PMU, Raipur	325	88%
Pauri	2831	91%
Tehri	5310	94%
Dehradun	3494	82%
Total	11951	89%

Analyzed the data presented in the table 3.2 above regarding display of information at RV and GP level. The response of participants on this issue is quite satisfactory with overall 89% of villagers across all the four Divisions agreeing to display of information in their respective RVCs and GPs.

Table 3.3 : Awareness on Place of Displayed Information

Division	Response in Affirmative	
	No.	%age
PMU, Raipur	317	85%
Pauri	2737	88%
Tehri	5231	92%
Dehradun	3373	80%
Total	11658	87%

Response on this component is quite satisfactory with overall 87% of villagers having information as to the place of display of information regarding project activities.

Table 3.4 : Maintenance of Transparency by WWMC/RVC/MDT

Division	Response in Affirmative	
	No.	%age
PMU, Raipur	354	95%
Pauri	3018	97%
Tehri	5434	96%
Dehradun	3597	85%
Total	12403	93%

As regards the issue of maintaining transparency in project related activities as high as 97% participants responded in affirmative and agreed that transparency is maintained in project activities. However, the respondents replying in affirmative as to the maintenance around 85% replied in affirmative in Dehradun Division.

Table 3.5 : Timely payment of Works under GPWDP

Division	Response in Affirmative					
	RVC		User Groups		Vulnerable Groups	
	No.	%age	No.	%age	No.	%age
PMU, Raipur	354	95%	354	95%	354	95%
Pauri	3018	97%	3018	97%	3018	97%
Tehri	5434	96%	5434	96%	5434	96%
Dehradun	3597	85%	3597	85%	3597	85%
Total	12403	93%	12403	93%	12403	93%

Regarding timely release of payment, similar situation emerged with 97% respondents agreeing timely release of payment in Pauri Division, whereas only 85% responded in positive on this issue in Dehradun Division.

4. Financial Management:

Table 4.1 : Scrutiny of Documents

Division	Response in Affirmative							
	R1	R2	Section Register	Stock Register	Integrated Activity Register	Cash Book	VGF/VIG expenditure Register	Beneficiary Register
PMU, Raipur	89%	89%	89%	89%	89%	89%	89%	89%
Pauri	74%	73%	70%	68%	71%	75%	59%	72%
Tehri	94%	94%	80%	65%	82%	92%	80%	88%
Dehradun	92%	91%	87%	84%	86%	91%	92%	93%
Total	87%	87%	81%	77%	82%	87%	80%	85%

The responses regarding the issue of Scrutiny of Documents presented an average picture with overall 85% participants replying in positive on this issue. Although 93% respondents in Dehradun were positive on this issue, only 72% in Pauri Division replied in affirmative on this component.

5. Knowledge Management and Dissemination:

Table 5.1 : Technological Improvement in Traditional Occupations of Vulnerable Individuals and Groups

Division	Response in Affirmative	
	No.	%age
PMU, Raipur	365	95%
Pauri	1347	43%
Tehri	4510	80%
Dehradun	3800	90%
Total	10022	75%

Responses of participants on the issue of Technological Improvement in Traditional Occupations of VIs & VGs presented a bleak picture in Pauri with only 43% agreeing that technological improvement has been made in traditional occupations of VIs and VGs,

whereas 95% participants in PMU responded in affirmative on this issue. This may be due to the fact that only 30 VIs and 6 VGs were funded during the last financial year (FY 2015-16) in Pauri Division. Hence, lesser no. of beneficiaries has adversely affected the positive response on this issue.

Table 5.2 : Income enhancement due to technological advancement of Vulnerable Individuals and Groups

Division	Response in Affirmative	
	No.	%age
PMU, Raipur	361	97%
Pauri	1235	40%
Tehri	4424	78%
Dehradun	3720	88%
Total	9740	73%

Overall 73% respondents agreed that technological advancement as a result of project interventions has enhanced their incomes. Again Pauri Division was a laggard on the issue with a miniscule 40% replying in affirmative on this issue. This may be due to the fact that only 30 VIs and 6 VGs were funded during the last financial year (FY 2015-16) in Pauri Division.

Table 5.3 : Increase in productivity due to Technical Training on Agri/Horti/Animal Husbandry & Exposure Tours

Division	Response in Affirmative	
	No.	%age
PMU, Raipur	359	97%
Pauri	2747	89%
Tehri	4791	85%
Dehradun	3515	83%
Total	11412	85%

A healthy 85% respondents overall agreed trainings on Agriculture, Horticulture, Animal Husbandry and related exposure tours have been useful in increasing their productivity in the related field, which is a good sign and calls for greater attention.

6. Performance of Committee and Groups:

As to the performance of committees and groups like VGs, UGs, RVCs and FIGs formed in all four Divisions, villagers agreed to their performing properly as per the expectations. This is due to the fact that almost all the VGs and VIs across all the four Divisions are engaged in the income generating activities of their choice. The UGs formed in all the Divisions are taking benefit of assets created under the project and have opened their Bank accounts to ensure sustainability of assets. Similarly, some of the FIGs of the project are engaged in useful Income Generating Activities and producing and selling their products with little project

support. The FIGs in Dehradun Division of Vikas Nagar are also engaged in promoting savings and maintenance of accounts to enhance their enterprise.

7. Inputs/Support by MDT:

Table 7.1 : Technical Assistance by Village-Incharge

Division	Response in Affirmative					
	Always		Sometime		Never	
	No.	%age	No.	%age	No.	%age
PMU, Raipur	356	96%	14	4%	1	1%
Pauri	2871	93%	225	7%	7	7%
Tehri	5642	100%	17	0%	0	0%
Dehradun	3809	90%	342	37%	37	37%
Total	12678	95%	598	4%	45	0.3%

On analysis of the data as to the support provided by MDT members and technical assistance of village incharge, villagers seemed quite positive and overall 95% responded to be receiving full cooperation from these sources across all the four Divisions.

Table 7.2 : Assistance by Motivators/Facilitators/Coordinators

Division	Response in Affirmative					
	Always		Sometime		Never	
	No.	%age	No.	%age	No.	%age
PMU, Raipur	356	96%	15	4%	0	0.0%
Pauri	2909	94%	190	6%	4	0.1%
Tehri	5622	99%	37	1%	0	0.0%
Dehradun	3849	91%	319	8%	20	0.5%
Total	12736	95%	651	4%	24	0.2%

As to the issue of receiving assistance from Motivators, Facilitators and Coordinators, the table shows that overall 95% respondents replied in affirmative and agreed that they are receiving complete technical assistance from Motivators, Facilitators and Coordinators.

Table 7.3 : Technical Assistance by Unit-Incharge

Division	Response in Affirmative					
	Always		Sometime		Never	
	No.	%age	No.	%age	No.	%age
PMU, Raipur	362	98%	9	2%	0	0.0%
Pauri	2772	89%	313	10%	18	0.6%
Tehri	5434	96%	225	4%	0	0.0%
Dehradun	3828	90%	326	8%	34	0.8%
Total	12396	93%	873	7%	52	0.4%

Responses on the issue of receiving technical assistance by the Unit Incharge was also well taken with overall 93% respondents agreeing that they receive technical assistance of the Unit Incharge, from time to time.



PROJECT HIGHLIGHTS



Livelihood With Improved Tools

Name of Beneficiary : Shri Sardar Singh

Occupation : Blacksmith

Location : RV Amraya, GP Bansar



Shri Sardar Singh, S/o. Shri Amar Singh of village Amaraya , GP Bansar in Sahiya Unit of Dehradun Division, Viksnagar is a traditional Blacksmith by profession who had been running his family trade since several years. Shri Sardar Singh who is a vulnerable individual had been working hard in his trade and despite his being a good workman, he was not able to earn to meet his requirement for the family. The main reason responsible for his plight was his old and outdated tools.

Keeping in view in poor state, his name was proposed as beneficiary in the village meeting and based on the wealth ranking system his name was selected as the

beneficiary of the project for grant of financial aid of Rs. 20,000/- under the project for purchase of tools. A contribution of Rs. 1500 was also made by the beneficiary as his share.

Now Shri Sardar Singh has his own well established work-shed with modern and improved tools for his trade. **As a result of this, he is now a happy man who has been able to improve his daily income and thereby his financial condition with the help of the aid provided to him under the project.**

— Name of Facilitator : Mrs. Asha Chauhan
Unit Sahiya, Dehradun Division

Vegetable Production in Poly House

Beneficiary	:	Sh. Niranjan Kandari
Revenue Village	:	Pokhda
Gram Panchayat	:	Pokhda
Unit	:	Kandali Nadi
Division	:	Pauri



Background

Mr. Niranjan Kandari is a resident of village Pokhda which is a single Revenue Village of Gram Panchayat Pokhda in Kandali Nadi Unit of Pauri Division under Gramya-II. Mr. Niranjan Kandari belongs to General caste category. Before initiation of Gramya-II interventions in the area, Mr. Niranjan Kandari was engaged in traditional agriculture and although he had heard about poly house

farming, he had never tried it. Awareness was generated by the field staff of the FNGO on the benefits of cultivating off-season vegetables in poly house and how it can be helpful in increasing cash income of farmers.

Process

FNGO field staff explored possibilities of cultivating off-season vegetables in the area and mobilized farmers by motivating them to come forward for adopting cultivation of off-season vegetables. After assessing the potential, the FNGO facilitated the process by meeting villagers in Pokhda of Kandali Nadi Unit and provided information about vegetable cultivation. Meetings were conducted for promoting off-season vegetable cultivation through Poly house farming. Through motivation, Shri Niranjn Kandari, a local farmer, came forward to adopt cultivation of off season vegetables through Poly house farming. The FNGO field staff provided all necessary support for developing proposal for Sh. Kandari. The proposal prepared by the Gram Panchayat was forwarded to the Unit In-charge, who accepted the proposal and provided fund for installation of poly house.

Outcome

All the necessary technical know-how for installation of poly house and improved variety of high yielding seeds, compost pits and insecticides were provided to Shri Kandari. The efforts of Shri Kandari have begun to bear fruit and as a result of this he has been able to earn Rs. 40,000.00 by growing off-season vegetables, the details of which are given below:

Vegetables	Total Production in (kg)	Production for sale in (Rs)	Sale Price of production in (Rs)	Total sale price of production in (Rs)
Potato	200	150	25	3750.00
Garlic	200	170	80	13600.00
Tomato	50	38	40	1520.00
Capsicum	100	65	35	2275.00
Cabbage	350	260	40	10400.00
Onion	600	500	15	7500.00
Coriander	40	20	50	1000.00
Total				40,045.00

Encouraged by the success of Shri Kandari, several other farmers of the area have also come forward to form an FIG and work together on cultivation of seasonal vegetables.

—**Ms. Vijay Laxmi, Facilitator**
Kandali Nadi Unit, Pauri Division

Mushroom Cultivation

Revenue Village	:	Dharkot and Chak Sindhwal Gaon
Gram Panchayat	:	Dharkot and Sindhwal Gaon
Unit	:	Thano
Division	:	PMU Raipur



Background

Women of Dharkot and Chak Sindhwal were mobilized in a meeting for cultivation of mushroom in PMU Model, MWS Raipur by the field staff of the FNGO. Motivated by this, several women came forward exhibiting their interest in the venture. After several meetings and assessment, four units were finalized for the purpose, i.e., three units in Dharkot and one in Chak Sindhwal village.

Process

For this purpose, a three days' training programme was organized in the area from 30th August to 1st September 2016 where extensive training was provided to the aspirants of Dharkot and Chak Sindhwal Gaon. The training was given by Ms. Divya Rawat, who is a veteran mushroom grower of Garhwal region.

The training involved complete process for mushroom cultivation right from selection of room; hay wetting and drying; preparation of compost, spawn mixing; bag filling; maintenance of room temperature and humidity; caring; sprouting; plucking and marketing.

Outcome

The mushroom crop was ready for harvesting after 15 days and the mushroom flower had sprouted from the bags ready to be harvested as the first pluck of the crop. The mushroom yield from the first plucking was 20 kgs which was sold as a hot cake in the local market of Thano at a stall set up for the purpose by the field staff and beneficiaries @ Rs. 150.00 per kg. The yield during the second plucking was 90 kgs which was sold in Thano as well as Dehradun market. Village-wise details of mushroom production are given in the table below:

Gram Panchayat	Revenue Village	Mushroom Unit	No of Mushroom bag	Production (in kg)	Sale (in Rs)
Dharkot	Dharkot	03	240	80	12000.00
Sindhwal Gaon	Chak Sindhwal Gaon	01	60	30	4500.00
Total		04	300	110	16500.00

The production from the bags is still coming out. The people seem to be quite encouraged by the results of this demonstration and several aspirants from other villages of the PMU have also come forward to take up the venture. The local print and electronic media has also come forward to give coverage to this initiative.

Smt. Geeta Devi of Sindhwal Gaon says – "We are happy to see the production of Mushroom at our unit. The demand for Mushroom has started coming in advance and there seems to be ample scope for this."

—Ms. Geeta Rawat, Coordinator
PMU, Model MWS, Raipur, Dehradun

Turning Barren Land Fertile

Revenue Village	:	Pali, Kunna and Kandriyana
Gram Panchayat	:	Pali
Unit	:	Kempty
Division	:	Tehri Division, Thatyur



Background

Pali is a Gram Panchayat of Kempty Unit of Thatyur Division situated 32 kms from Unit headquarter. The village falls under Katapathar Gaad Micro Watershed. The Gram Panchayat has 61 households with a total population of 380 persons. Due to lack of irrigation facilities, the agriculture in the Gram Panchayat is mainly rain fed. To improve upon this situation and overcome the scarcity of irrigation water, the villagers were mobilized on rainwater harvesting and optimum use of water. The villagers were mobilized for construction of rainwater harvesting tank/village pond for conserving rain water so that the same could be used for agricultural

purposes.

Process

After several rounds of meetings, it was finally decided to construct the tank in Upla Danda hamlet of the GP. The hamlet has around 500 Nalis of agricultural land of the villagers which was mainly used for cultivation of rainfed crops. But due to change in rain pattern during recent years, people had become less inclined towards agriculture and this land had gradually started turning into barren land. The village pond constructed through the project during the year 2014-15 has been connected to a regular water source and the same is now constantly full of water and the land around and down below the pond remains moist as a result of the water available in the tank. The water is regularly available for irrigation purposes as well.

Outcome

After the pond has been constructed, the villagers were further mobilized to offer their land for planting temperate fruit plants suitable to the local climate. As a result of the mobilization exercise, three villagers namely, Mr. Bharat Singh, Mr. Anil and Mr. Sunil came forward and offered their land for the purpose. The three hectares of land pooled for horticulture plantation has been planted with 750 plants of fruit bearing trees, such as Walnut, Apple, Pears, Peach, Plum, etc. during the financial year 2015-16.



As result of the village pond the natural moisture in the land around and down below has increased considerably thus turning barren land into irrigable and cultivable land. The fruit trees planted in the village are likely to provide regular income to the farmers in the future and bear a testimony to the good work down under Gramya-II. The initiative is likely to encourage other farmers in the village to come forward and follow the suit.

— Mr. Mahavir Singh Thapliyal
Unit Incharge, Kempty Unit, Tehri Division, Thatyur



ANNEXURES



ANNEXURE - 1
Village-wise List of Women Aam Sabha Organized (FY 2016-17)
(A) GPWDP Preparation

SN	Unit	Name of GP	Name of RV	No. of RVs Covered	Total Adult Women	No. of Women Attended Meeting		Proposal Raised	Proposal Incorporated		
						No.	%age		No.	%age	
Tehri Division											
1	Nainbag	Birod	Birod	1	284	115	40%	8	4	50%	
2		Mair	Mair	1	116	87	75%	6	3	50%	
3			Kasangaon	1	25	23	92%	6	2	33%	
4			Tangri	1	55	42	76%	5	3	60%	
5			Masaun	Masaun	1	101	66	65%	12	7	58%
6			Sadav Malla	1	116	70	60%	10	8	80%	
7			Masraas	Masraas	1	92	46	50%	11	8	73%
8			Thureti	1	56	39	70%	10	7	70%	
9			Mougi	Mougi	1	274	130	47%	6	6	100%
10			Chandwad Gaon	1	37	37	100%	6	6	100%	
Total				10	1156	655	57%	80	54	68%	
11	Thatyur	Agiyarna	Agiyarna	1	94	68	72%	15	15	100%	
12			Kafulta	1	101	72	71%	13	13	100%	
13			Agladsera	Agladsera	1	29	29	100%	13	13	100%
14			Banasari	1	35	35	100%	14	14	100%	
15			Bangaar	Bangaar	1	103	83	81%	16	15	94%
16			Sunau	1	54	47	87%	11	11	100%	
17			Sodi	1	56	45	80%	13	13	100%	
18			Bhuyansari	Bhuyansari	1	151	120	79%	9	9	100%
19			Kakdu	1	28	27	96%	11	11	100%	
20			Chamasari	Chamasari	1	58	45	78%	14	13	93%
21			Thapla (Pujaldi)	1	43	23	53%	12	12	100%	
22			Chouti	1	36	36	100%	14	14	100%	
23			Lagdasa	Lagdsasu	1	135	98	73%	22	22	100%
24			Parodi	Parodi	1	181	121	67%	20	19	95%
25			Thatyur	Thatyur	1	122	73	60%	6	6	100%
26			Maituli Sera	1	41	36	88%	11	11	100%	
27			Thhik	Thhik	1	95	87	92%	12	12	100%
28			Odarsu	1	36	23	64%	8	8	100%	
29			Kinsu	1	82	80	98%	12	12	100%	
Total				19	1480	1148	78%	246	243	99%	
Dehradun Division											
30	Chakrata	Jogio	Jogio	1	300	71	24%	7	5	71%	
Total				1	300	71	24%	7	5	71%	
31	Sahiya	Jhutaya	Jhutaya	1	56	21	38%	7	3	43%	
32			Sairi	1	24	13	54%	7	3	43%	
33			Nichiya	1	87	27	31%	8	4	50%	
34			Thurau	1	57	19	33%	7	3	43%	

SN	Unit	Name of GP	Name of RV	No. of RVs Covered	Total Adult Women	No. of Women Attended Meeting		Proposal Raised	Proposal Incorporated	
						No.	%age		No.	%age
35		Jisau Gharana	Jisau Gharana	1	98	15	15%	6	5	83%
36		Sakni	Sakni	1	170	37	22%	6	4	67%
37			Alsi	1	172	25	15%	7	4	57%
38		Supau	Supau	1	66	66	100%	10	5	50%
39			Kishau	1	58	58	100%	7	3	43%
Total				9	788	281	36%	65	34	52%
G. TOTAL				39	3724	2155	58%	398	336	84%

ANNEXURE - 1

Village-wise List of Women Aam Sabha Organized (FY 2016-17)

(B) Implementation of AWP

SN	Name of GP	Name of RV	RV Covered	Total HHs	Representa-tion of HHs		No of total Adult Women	Women Attended the WAS		Month in which Meeting Conducted
					No.	%age		No.	%age	
PMU (MWS), RAIPUR										
Unit Thano										
1	Nahikala	NahiKala	1	24	15	63%	24	15	63%	Apr. 2016
2	Thano	Kaknawa	1	53	24	45%	60	24	40%	
3	Dharkot	Kuthar	1	31	22	71%	40	25	63%	
4	Sangaon	Sangaon (E&W)	1	86	45	52%	97	50	52%	
5	Nahin Kala	Nahin Kala	1	24	18	75%	24	18	75%	May. 2016
6	Nahin Kala	Nahin Khurd	1	6	6	100%	10	6	60%	
7	Haldwadi	Baderana Kala	1	34	24	71%	44	25	57%	
8	Haldwadi	Baderana Khurd	1	38	12	32%	42	15	36%	
9	Dharkot	Kuthar	1	31	20	65%	28	24	86%	Jun. 2016
10	Thano	Thano	1	23	18	78%	31	20	65%	
11	Sindhwal gaon	Jakar	1	9	5	56%	9	5	56%	
12	Upper Talai	Tangoligarh	1	35	22	63%	54	24	44%	
13	Haldwadi	Baderana Khurd	1	38	16	42%	42	16	38%	Sep. 2016
14	Hadwadi	Baderna Kala	1	34	25	74%	44	27	61%	
15	Nahi Kala	Nahi Khurd	1	6	6	100%	10	7	70%	
16	Nahi Kala	Nahi Kala	1	24	16	67%	24	17	71%	
17	Sindhwal gaon	Sindhwalgaon	1	71	50	70%	118	55	47%	Nov. 2016
18	Thano	Kaknawa	1	53	32	60%	60	35	58%	
19	Dharkot	Dharkot	1	24	22	92%	31	25	81%	
20	Nahin Kala	Nahin Kala	1	24	16	67%	39	18	46%	Mar. 2017
21	Sindhwalgaon	Jakar	1	9	6	67%	13	6	46%	
22	Sindhwalgaon	Farti	1	16	8	50%	28	10	36%	
23	Thano	Kaknawa	1	53	25	47%	85	28	33%	
TOTAL (PMU RAIPUR)			23	746	453	61%	957	495	52%	
PAURI DIVISION										
Unit Kandalinadi										
1	Masmoli	Masmoli	1	36	35	97%	47	35	74%	Jun. 2016
2	Ghandiyal	Kanotha	1	20	15	75%	17	15	88%	
3	Pokhda	Pokhda	1	83	70	84%	156	75	48%	
4	Bhaidgaon	Bhaidgaon	1	82	60	73%	118	64	54%	
5	Borgaon	Borgaon	1	36	30	83%	51	33	65%	Jul. 2016
6	Bagdigaad	Matgal	1	33	30	91%	66	48	73%	
7	Bagdigaad	Bagdigad	1	29	25	86%	55	30	55%	
8	Beenagad	Beenagad	1	42	36	86%	107	58	54%	
9	Sanglakoti	Sanglakoti	1	61	36	59%	62	36	58%	Aug. 2016
10	Bhaduli	Bhaduli	1	47	36	77%	63	36	57%	
11	Aslot	Aslot Malla	1	22	16	73%	28	18	64%	
12	Aslot	Aslot Talla	1	17	14	82%	20	16	80%	
13	Devradi Malli	Devradi Malli	1	46	35	76%	58	35	60%	
14	Saknoli	Saknoli	1	64	60	94%	118	62	53%	
15	Bagdigaad	Silet	1	17	16	94%	26	23	88%	

SN	Name of GP	Name of RV	RV Covered	Total HHs	Representa-tion of HHs		No of total Adult Women	Women Attended the WAS		Month in which Meeting Conducted
					No.	%age		No.	%age	
16	Ghandiyal	Kanotha	1	20	15	75%	17	15	88%	
17	Beena Malli	Beena Malli	1	82	60	73%	116	64	55%	
18	Bagdigaad	Alkhetu & Matgal	2	36	30	83%	10	47	470%	
19	Ghandiyal	Ghandiyal Talla	1	55	37	67%	68	37	54%	Sep. 2016
20	Bagdigaad	Bagdigaad	1	29	28	97%	55	28	51%	
21	Sanglakoti	Sanglakoti	1	61	39	64%	66	39	59%	
22	Ghandiyal	Ghandiyal Talla	1	55	25	45%	78	28	36%	Oct. 2016
23	Ghandiyal	Kanotha	1	20	10	50%	27	10	37%	
24	Saknoli	Saknoli	1	64	45	70%	128	50	39%	
25	Bagdigaad	Bagdidhar	1	18	18	100%	24	22	92%	
26	Bagdigaad	Sileth	1	17	17	100%	40	23	58%	
27	Bagdigaad	Bagdigad	1	29	29	100%	55	29	53%	
28	Beenamalli	Beenamalli	1	82	55	67%	116	57	49%	
29	Beenagad	Beenagad	1	42	40	95%	107	55	51%	Nov. 2016
30	Aslot	Aslot Malla	1	22	15	68%	28	15	54%	
31	Melgaon	Melgaon	1	64	50	78%	109	52	48%	
32	Devradi Malli	Chalkudiya	1	6	6	100%	12	9	75%	
33	Pokhda	Pokhda	1	83	55	66%	156	58	37%	Jan. 2017
34	Sanglakoti	Sanglakoti	1	61	35	57%	66	35	53%	
35	Beenagad	Beenagad	1	42	40	95%	107	56	52%	
36	Bagdigaad	Matgal	1	33	32	97%	50	32	64%	Feb. 2017
37	Melgaon	Melgaon	1	64	33	52%	109	33	30%	
38	Devradi Malli	Devradi Malli	1	46	25	54%	58	25	43%	
39	Melgaon	Melgaon	1	64	32	50%	109	32	29%	
40	Aslot	Aslot Talla	1	17	12	71%	20	12	60%	Mar. 2017
41	Pokhda	Pokhda	1	83	45	54%	112	45	40%	
42	Borgaon	Borgaon	1	36	28	78%	62	28	45%	
43	Ghandiyal	Ghandiyal Talla	1	55	28	51%	68	28	41%	
44	Saknoli	Saknoli	1	64	36	56%	128	38	30%	
45	Beenadhar	Beenadhar	1	70	40	57%	96	42	44%	
46	Ghandiyal	Ghandiyal Malla	1	13	10	77%	16	10	63%	
TOTAL (KANDALINADI)			47	2068	1484	72%	3205	1638	51%	
Unit Patisain										
1	Kulasu	Kulasu	1	108	82	76%	162	85	52%	Jun. 2016
2	Simaar	Simaar	1	64	55	86%	121	57	47%	
3	Jaintoli Talli	Jatoli Bichli	1	17	15	88%	30	18	60%	
4	Jaintoli Talli	Jaintoli Talli	1	33	30	91%	52	30	58%	
5	Bharpur	Bharpur, Duni & Pipkhola	3	38	31	82%	55	31	56%	
6	Uchhakot	Uchhakot	1	36	35	97%	54	36	67%	
7	Tachwad	Panwargaon	1	25	24	96%	51	24	47%	
8	Kathuli	Kathuli & Manjuli	2	45	40	89%	62	40	65%	Jul. 2016
9	Bharpur	Semi	1	17	17	100%	31	18	58%	
10	Gwad Malla	Gwad Malla, Majyadi Malli, Majyadi Talli	3	41	25	61%	40	30	75%	
11	Bamoli	Bamoli & Sakinda	2	43	34	79%	59	34	58%	
12	Kagtun	Kagthun	1	47	40	85%	71	40	56%	

SN	Name of GP	Name of RV	RV Covered	Total HHs	Representa-tion of HHs		No of total Adult Women	Women Attended the WAS		Month in which Meeting Conducted
					No.	%age		No.	%age	
13	Chhama Bada	Cham Bada, Cham Chhota	2	53	38	72%	70	38	54%	
14	Patal Gunth	Patal Gunth & Khalsa	2	95	36	38%	91	36	40%	
15	Kathuli	Kathuli & Amotha Gunth	2	91	43	47%	63	43	68%	
16	Molthi Talli	Kabra Akra, Kabra Sakra	2	28	22	79%	34	22	65%	
17	Molthi Talli	Molthi Talli, Malli and Bichli	3	20	16	80%	24	17	71%	
18	Molthi Talli	Chouthi & Nandoli	1	34	25	74%	39	25	64%	
19	Maalai	Maalai, Kundoli, Bhainsoda & Markhola	4	59	50	85%	96	55	57%	
20	Redu	Redu, Dedhar, Jakhola, Jairal and Kimola	5	42	35	83%	56	36	64%	
21	Ida Malla	Ida Malla, Ida Talla	2	55	25	45%	58	28	48%	
22	Chaumasu dhar	Chaumasugad & Ukhlet	2	81	53	65%	104	55	53%	
23	Gorli	Chamndal	1	20	14	70%	23	15	65%	
24	Jaintoli Talli	Deval Malla	1	21	21	100%	26	25	96%	
25	Jaintoli Talli	Deval Talla	1	6	6	100%	11	7	64%	
26	Gorli	Gorli	1	80	45	56%	105	48	46%	
27	Naaw	Nagrauli	1	16	15	94%	35	19	54%	
28	Naaw	Ghatgad	1	8	8	100%	12	8	67%	
29	Naaw	Naaw	1	20	14	70%	26	14	54%	
30	Chaumasu dhar	Chaumasudhar	1	48	36	75%	78	38	49%	
31	Gwad Talla	Thapli Tali	1	41	26	63%	54	27	50%	
32	Tachhwad	Tachhwad	1	70	45	64%	97	45	46%	
33	Tachhwad	Bausali	1	14	10	71%	18	10	56%	
34	Bharpur	Seemi & Molkhal	2	22	18	82%	31	20	65%	
35	Simar	Simar	1	64	52	81%	114	57	50%	
36	Bharpur	Semi	1	17	15	88%	22	15	68%	
37	Bharpur	Molkhola	1	5	4	80%	7	4	57%	
38	Gwad Malla	Gwad Malla	1	20	18	90%	37	18	49%	
39	Gwad Malla	Dobhal	1	2	2	100%	5	4	80%	
40	Gwad Malla	Majyadi Malli	1	15	15	100%	25	16	64%	
41	Gwad Malla	Majyadi Talli	1	6	4	67%	7	4	57%	
42	Ida Malla	Sheela	1	17	10	59%	21	11	52%	
43	Kulasu	Kulasu	1	108	62	57%	169	64	38%	
44	Molthi Talli	Markhola	1	4	3	75%	7	4	57%	
45	Chaumasu dhar	Chaumasudhar	1	48	35	73%	78	36	46%	
46	Aslot	Aslot Talla	1	17	11	65%	20	11	55%	
47	Molthi Talli	Kabra Akra	1	15	12	80%	20	12	60%	
48	Molthi Talli	Kabra Sakra	1	13	10	77%	18	10	56%	
49	Molthi Talli	Nandoli	1	28	16	57%	39	19	49%	

SN	Name of GP	Name of RV	RV Covered	Total HHs	Representa- tion of HHs		No of total Adult Women	Women Attended the WAS		Month in which Meeting Conducted
					No.	%age		No.	%age	
50	Molthi Talli	Molthi Bichlai	1	5	4	80%	7	4	57%	Jan. 2017
51	Uchhakot	Uchhakot	1	36	28	78%	56	29	52%	
52	Simar	Simar	1	64	53	83%	114	56	49%	
53	Kathuli	Kathuli & Manjuli	2	45	40	89%	68	45	66%	
54	Molthi Talli	Molthi Talli	1	9	6	67%	10	6	60%	
55	Ida Malla	Ida Malla	1	39	30	77%	59	33	56%	
56	Ida Malla	Ida Talla	1	16	15	94%	22	18	82%	
57	Kathuli	Amotha	1	48	38	79%	68	40	59%	
58	Patalgunth	Patalgunth	1	80	35	44%	60	35	58%	
59	Bharpur	Seemi & Molkhola	2	22	19	86%	31	19	61%	Mar. 2017
TOTAL (PATISAIN)			83	2181	1566	72%	3023	1644	54%	
Unit Santoligad										
1	Kurkhyal	Daheli	1	25	20	80%	38	23	61%	Jun. 2016
2	Kurkhyal	Talgai	1	9	9	100%	46	28	61%	
3	Kurkhyal	Kurkhyal	1	57	40	70%	75	40	53%	
4	Chaidhar	Chaidhar	1	39	28	72%	48	28	58%	
5	Chaidhaar	Bijoli	1	40	34	85%	78	38	49%	
6	Gurad Malla	Gurad Malla	1	81	64	79%	120	67	56%	
7	Gurad Talla	Halai Malli	1	37	34	92%	72	37	51%	
8	Salan	Salan	1	44	22	50%	40	25	63%	
9	Kaandai	Kaandai	1	51	47	92%	104	68	65%	
10	Syoli	Marda mahadev	1	30	27	90%	75	38	51%	
11	Syoli	Kaptiyalgaon	1	14	11	79%	29	18	62%	
12	Badoli	Dhoor	1	12	10	83%	32	19	59%	
13	Rainsoli Talli	Raisoli Malli	1	17	13	76%	60	35	58%	
14	Rainsoli Talli	Gokheda	1	21	17	81%	55	28	51%	
15	Halai Malli	Halai Malli	1	37	33	89%	68	39	57%	
16	Maletha	Maletha	1	56	32	57%	65	32	49%	
17	Jhalpadi	Jhalpadi	1	56	44	79%	94	44	47%	
18	Gadari	Gadari	1	489	350	72%	980	400	41%	Jul. 2016
19	Binjoli	Binjoli	1	57	50	88%	82	50	61%	
20	Binjoli	Bailodi	1	19	12	63%	20	14	70%	
21	Halaai	Sunna	1	36	25	69%	46	25	54%	
22	Naai	Naai	1	114	90	79%	181	101	56%	
23	Jhalpadi	Palidhar	1	28	16	57%	26	18	69%	
24	Gurad Malla	Gurad Malla	1	81	57	70%	136	57	42%	Aug. 2016
25	Kurkhyal	Kurkhyal	1	57	48	84%	75	49	65%	
26	Kurkhyal	Daheli	1	25	21	84%	38	21	55%	
27	Kurkhyal	Talgai & Kulasu	2	27	20	74%	46	23	50%	
28	Hallai Malli	Halai Malli & Talli	2	49	35	71%	65	37	57%	
29	Odgaon	Odgaon, Khakra, Fadiya	3	59	24	41%	45	25	56%	Sep. 2016
30	Binjoli	Binjoli	1	57	57	100%	126	60	48%	
31	Binjoli	Bailodi	1	19	19	100%	47	27	57%	
32	Malkot	Malkot	1	43	42	98%	130	65	50%	
33	Kandain	Kandain & Ghandoli	2	54	53	98%	104	55	53%	
34	Dalmana	Dalmana	2	31	23	74%	40	23	58%	

SN	Name of GP	Name of RV	RV Covered	Total HHs	Representation of HHs		No of total Adult Women	Women Attended the WAS		Month in which Meeting Conducted
					No.	%age		No.	%age	
		Khalsa & Gunth								
35	Jhalpadi	Palidhar	1	28	22	79%	46	26	57%	Oct. 2016
36	Kurkhyal	Kurkhyal	1	57	46	81%	75	47	63%	
37	Kurkhyal	Daheli	1	25	25	100%	30	28	93%	
38	Dweela Talla	Dwela Talla	1	59	58	98%	102	60	59%	
39	Jhalpadi	Jhalpadi	1	56	30	54%	46	30	65%	
40	Jhalpadi	Palidhar	1	28	28	100%	51	35	69%	
41	Naai	Naai	1	114	90	79%	181	90	50%	
42	Bhenti	Bhenti	1	47	47	100%	70	55	79%	
43	Rainsoli	Gokheda	1	21	20	95%	55	27	49%	
44	Rainsoli	Gokheda	1	21	18	86%	55	27	49%	Nov. 2016
45	Rainsoli Talli	Rainsoli Talli & Malli	2	35	34	97%	60	36	60%	
46	Naai	Naai	1	114	92	81%	181	95	52%	
47	Syoli	Siyoli	1	88	85	97%	164	90	55%	
48	Bhenti	Bhenti	1	47	47	100%	151	95	63%	
49	Malkot	Malkot	1	43	43	100%	130	85	65%	
50	Bhenti	Ginwali	1	60	32	53%	81	33	41%	
51	Odgaon	Odgaon	1	45	40	89%	102	50	49%	Feb. 2017
52	Bhenti	Bhenti	1	47	31	66%	70	31	44%	
53	Syoli	Syoli	1	88	65	74%	164	68	41%	
54	Naai	Naai	1	114	95	83%	181	102	56%	Mar. 2017
55	Kandain	Kandain	1	51	45	88%	104	85	82%	
56	Malkot	Malkot	1	43	43	100%	130	90	69%	
57	Bhenti	Bhenti	1	47	45	96%	70	57	81%	
58	Mald Bada	Mald Bada	1	68	65	96%	120	90	75%	
TOTAL (SANTOLIGAD)			65	3217	2573	80%	5705	3089	54%	
GRAND TOTAL (PAURI)			195	7466	5623	75%	11933	6371	53%	
TEHRI DIVISION										
Unit Kempty										
1	Banglo ki kandi	Banglo ki kandi	1	102	75	74%	190	75	39%	Jul.2016
2	Bediyana	Gaonkhet	1	32	29	91%	42	32	76%	
3	Ghandiyala	Ghandiyala	1	58	47	81%	94	47	50%	
4	Nawadidhar	Beeragaon	1	12	12	100%	25	20	80%	
5	Pali	Pali	1	42	42	100%	46	32	70%	
6	Timliyalgaon	Ranogi	1	19	19	100%	35	24	69%	
7	Timliyalgaon	Timliyalgaon	1	29	29	100%	66	33	50%	Aug.2016
8	Bhatoli	Banogi	1	10	10	100%	21	10	48%	
9	Bhatoli	Bhatoli	1	25	25	100%	51	37	73%	
10	Bhatoli	Chamiyan	1	8	8	100%	11	8	73%	
11	Bhatoli	Jethu ki kandi	1	12	12	100%	30	16	53%	
12	Nawadidhar	Nawadidhar	1	19	12	63%	25	12	48%	
13	Nawadidhar	Thalwal Gaon	1	16	14	88%	28	16	57%	Sep.2016
14	Sainji	Sainji	1	58	55	95%	104	55	53%	
15	Bel	Bel	1	37	37	100%	114	69	61%	
16	Bediyana	Bediyana	1	32	28	88%	51	28	55%	
17	Bediyana	Gaonkhet	1	29	24	83%	42	24	57%	
18	Buradi	Buradi	1	35	35	100%	52	30	58%	
19	Buradi	Thal	1	32	32	100%	68	39	57%	
20	jinsi	Jinsi	1	20	20	100%	32	23	72%	
21	jinsi	Nautha	1	36	36	100%	66	37	56%	

SN	Name of GP	Name of RV	RV Covered	Total HHs	Representa-tion of HHs		No of total Adult Women	Women Attended the WAS		Month in which Meeting Conducted
					No.	%age		No.	%age	
22	Rayatgaon	Talogi	1	20	20	100%	30	20	67%	Oct.2016
23	Sartali	Kason	1	39	35	90%	61	35	57%	
24	Sartali	Sartali	1	59	46	78%	89	46	52%	
25	Tuneta	Kafulti	1	22	22	100%	30	24	80%	
26	Tuneta	Tuneta	1	40	32	80%	74	32	43%	
27	Bel	Bel	1	37	37	100%	114	65	57%	
28	Bel	Parogi	1	33	32	97%	66	37	56%	
29	Bhatoli	Banogi	1	10	10	100%	21	12	57%	
30	Bhatoli	Bhatoli	1	25	25	100%	51	36	71%	
31	Bhediyana	Bhediyana	1	32	32	100%	51	35	69%	
32	Nawadidhar	Thalwal Gaon	1	16	16	100%	28	16	57%	
33	Sadab	Sadab	1	61	56	92%	128	71	55%	
34	Sartali	Sartali	1	59	47	80%	89	47	53%	
35	Siya	Siya	1	29	20	69%	33	20	61%	
36	Banglo ki kandi	Banglo ki kandi	1	102	65	64%	190	65	34%	
37	Bediyana	Gaonkhet	1	29	29	100%	51	32	63%	
38	Ghandiyala	Ghandiyala	1	58	58	100%	94	62	66%	
39	jinsi	Nautha	1	36	34	94%	66	34	52%	
40	Lagwalgaon	Lagwalgaon	1	16	16	100%	50	30	60%	
41	Nawadidhar	Beeragaon	1	12	12	100%	27	16	59%	
42	Rayatgaon	Dhargaon	1	13	13	100%	21	17	81%	
43	Rayatgaon	Talogi	1	20	20	100%	30	24	80%	
44	Sainji	Sainji	1	58	56	97%	104	59	57%	
45	Siya	Siya	1	29	21	72%	33	21	64%	
Total (Kempty)			45	1518	1355	89%	2724	1523	56%	
Unit Nainbag										
1	Bandasari	Bandasari	1	141	141	100%	403	150	37%	Jul.2016
2	Basangaon	Basangaon	1	78	78	100%	169	100	59%	
3	Dhakrol	Saltwad	1	40	25	63%	50	25	50%	
4	Ghorakhuri	Ghera	1	7	5	71%	11	5	45%	
5	Khadaksari	Khadaksari	1	18	12	67%	20	12	60%	
6	Khadaksari	Miriyagaion	1	21	21	100%	32	21	66%	
7	Khairad	Khairad	1	94	72	77%	160	95	59%	
8	Maugi	Maugi	1	129	100	78%	276	105	38%	
9	Pantwadi	Kodi	1	45	45	100%	119	60	50%	
10	Pantwadi	Pantwadi	1	98	98	100%	207	102	49%	
11	Sendul	Sendul	1	138	105	76%	215	105	49%	
12	Srikot	Srikot	1	94	75	80%	165	75	45%	
13	Tikari	Tikari	1	54	52	96%	110	52	47%	
14	Bandasari	Bandasari	1	141	141	100%	403	160	40%	
15	Bandasari	Pavet	1	42	42	100%	100	43	43%	
16	Basangaon	Basangaon	1	78	78	100%	169	80	47%	
17	Bhatwadi	Bhatwadi	1	77	43	56%	100	43	43%	
18	Bistaunsi	Aindi	1	56	30	54%	75	38	51%	
19	Bistaunsi	Bistaunsi	1	36	28	78%	56	28	50%	
20	Dhakrol	Dhakrol	1	62	42	68%	67	42	63%	
21	Dhakrol	Saltwad	1	40	29	73%	50	29	58%	
22	Khadaksari	Chhanigaon	1	17	16	94%	22	16	73%	
23	Khadaksari	Hadiyagaon	1	29	28	97%	37	28	76%	
24	Khadaksari	Khadaksari	1	18	15	83%	20	15	75%	
25	Khasaunsi	Khasaunsi	1	61	48	79%	130	48	37%	
										Aug.2016

SN	Name of GP	Name of RV	RV Covered	Total HHs	Representa-tion of HHs		No of total Adult Women	Women Attended the WAS		Month in which Meeting Conducted
					No.	%age		No.	%age	
26	Bandasari	Bandasari	1	141	141	100%	403	150	37%	Sep.2016
27	Bandasari	Pavet	1	42	42	100%	100	54	54%	
28	Basangaon	Basangaon	1	78	55	71%	169	55	33%	
29	Bhatwadi	Bhatwadi	1	77	45	58%	100	45	45%	
30	Ghansi	Ghansi	1	84	65	77%	105	65	62%	
31	Ghodakhuri	Ghodakhuri	1	30	28	93%	53	28	53%	
32	Ghodakhuri	Sauntyalgaon	1	26	11	42%	28	16	57%	
33	Khairad	Khairad	1	94	70	74%	160	70	44%	
34	Masaun	Sandab	1	64	62	97%	116	72	62%	
35	Masras	Masras	1	85	46	54%	92	46	50%	
36	Masras	Thureti	1	29	28	97%	56	28	50%	
37	Matlali	Matlali	1	62	62	100%	189	101	53%	
38	Maugi	aindi	1	17	17	100%	37	17	46%	
39	Maugi	Maugi	1	129	100	78%	274	104	38%	
40	Myni	Myni	1	149	139	93%	224	150	67%	
41	Basangaon	Basangaon	1	78	78	100%	169	95	56%	
42	Devan	Devan	1	82	68	83%	128	68	53%	
43	Dhakrol	Dhakrol	1	62	36	58%	67	36	54%	
44	Dhakrol	Saltwad	1	40	30	75%	50	30	60%	
45	Gharara	Gharara	1	41	41	100%	89	48	54%	
46	Khadaksari	Khadaksari	1	18	16	89%	20	16	80%	
47	Khasaunsi	Khasaunsi	1	61	61	100%	130	90	69%	
48	Mair	Mair	1	70	70	100%	116	80	69%	
49	Masaun	Masaun	1	41	41	100%	101	68	67%	
50	Matlali	Matlali	1	62	62	100%	189	67	35%	
51	Tikari	Tikari	1	54	54	100%	110	76	69%	
52	Bandasari	Bandasari	1	141	78	55%	403	78	19%	
53	Bandasari	Pavet	1	42	42	100%	100	42	42%	
54	Birod	Birod	1	174	50	29%	284	50	18%	
55	Bistaunsi	Aindi	1	56	42	75%	80	42	53%	
56	Bistaunsi	Bistaunsi	1	36	36	100%	56	37	66%	
57	Ghorakhuri	Ghorakhuri	1	30	28	93%	53	28	53%	
58	Khaskoti	Khaskoti	1	56	56	100%	121	95	79%	
59	Mair	Mair	1	70	70	100%	116	90	78%	
60	Pantwadi	Pantwadi	1	98	98	100%	207	105	51%	
61	Srikot	Srikot	1	94	80	85%	165	80	48%	
62	Bandasari	Pavet	1	42	42	100%	100	60	60%	
63	Dhakrol	Dhakrol	1	62	36	58%	67	36	54%	
64	Khadaksari	Khadaksari	1	18	14	78%	20	14	70%	
65	Khairad	Khairad	1	94	72	77%	160	80	50%	
66	Mair	Mair	1	70	70	100%	116	85	73%	
67	Pantwadi	Kodi	1	21	21	100%	119	82	69%	
68	Pantwadi	Pantwadi	1	94	94	100%	259	130	50%	
69	Devan	Devan	1	82	82	100%	128	90	70%	
70	Khasaunsi	Khasaunsi	1	61	61	100%	130	75	58%	
71	Mair	Kasangaon	1	12	14	117%	25	14	56%	
72	Mair	Mair	1	70	64	91%	116	68	59%	
73	Basangaon	Basangaon	1	78	78	100%	169	80	47%	
74	Khadaksari	Chhanigaon	1	17	16	94%	22	16	73%	
75	Mair	Kasangaon	1	12	12	100%	25	18	72%	
76	maugi	Maugi	1	129	106	82%	274	115	42%	
77	Srikot	Srikot	1	94	80	85%	165	90	55%	

SN	Name of GP	Name of RV	RV Covered	Total HHs	Representa-tion of HHs		No of total Adult Women	Women Attended the WAS		Month in which Meeting Conducted
					No.	%age		No.	%age	
78	Bandasari	Pavet	1	42	42	100%	100	55	55%	Mar.2017
79	Binau	Binau	1	129	75	58%	156	79	51%	
80	Birod	Birod	1	174	105	60%	284	120	42%	
81	Bistaunsi	Aindi	1	56	48	86%	80	48	60%	
82	Bistaunsi	Bistaunsi	1	36	31	86%	56	31	55%	
83	Dhakrol	Dhakrol	1	62	34	55%	67	34	51%	
84	Dhakrol	Saltwad	1	40	28	70%	50	28	56%	
85	Gharara	Gharara	1	41	38	93%	89	48	54%	
86	Mair	Tangri	1	62	27	44%	55	27	49%	
87	Masras	Masras	1	85	62	73%	112	67	60%	
88	Pantwadi	Pantwadi	1	98	100	102%	207	105	51%	Mar.2017
89	Srikot	Srikot	1	94	82	87%	165	90	55%	
Total (Nainbagh)			89	6002	4951	82%	11342	5584	49%	
Unit Thatyur										
1	Agladsera	Agladsera	1	15	14	93%	29	15	52%	Jul.2016
2	Agrana	Kafulta	1	63	45	71%	101	45	45%	
3	Bangar	Bangar	1	37	31	84%	103	40	39%	
4	Bangar	Saudi	1	36	27	75%	56	27	48%	
5	Bangar	Sunau	1	38	28	74%	54	28	52%	
6	Bangshil	Bangshil	1	78	78	100%	181	105	58%	
7	Bichhu	Bichhu	1	111	80	72%	229	140	61%	
8	Kheda	Kheda malla	1	57	43	75%	107	70	65%	
9	Kheda	Kheda Talla	1	31	26	84%	58	26	45%	
10	Khyarsi	Khyarsi	1	133	133	100%	230	145	63%	
11	Kyari	Kyari	1	155	110	71%	290	150	52%	
12	Moldhar	Moldhar	1	104	72	69%	217	110	51%	
13	Sheersh	Airi	1	60	37	62%	78	37	47%	
14	Takrana	Chadogi	1	44	31	70%	65	33	51%	
15	Thikk	Odarshu	1	11	11	100%	36	20	56%	
16	Chamasari	Chamasari	1	38	35	92%	58	35	60%	Aug.2016
17	Chamasari	Chhoti	1	20	20	100%	36	22	61%	
18	Chamasari	Thapla	1	14	14	100%	43	24	56%	
19	Gaid	Gaid	1	78	61	78%	148	78	53%	
20	Kheda	Chakpot	1	15	15	100%	26	18	69%	
21	Lalotna	Lalotna	1	78	59	76%	174	72	41%	
22	Lalotna	Tikri	1	44	40	91%	90	53	59%	
23	Kandajakh	Matholi	1	20	20	100%	189	72	38%	
24	Takrana	Takarna	1	53	48	91%	100	48	48%	
25	Tewa	Tewa	1	65	45	69%	112	45	40%	
26	Kheda	Khedamala	1	57	50	88%	107	55	51%	Sep.2016
27	Moldhar	Moldhar	1	104	81	78%	217	110	51%	
28	Thatyur	Thayur	1	66	55	83%	122	60	49%	Oct.2016
29	Bangar	Bangar	1	37	31	84%	103	52	50%	
30	Bangar	Sunau	1	38	28	74%	54	37	69%	
31	Chamasari	Chamasari	1	38	27	71%	58	27	47%	
32	Chamasari	Thapla	1	21	21	100%	43	24	56%	
33	Digon	Digonepurana	1	42	32	76%	68	32	47%	
34	Kheda	Kheda malla	1	57	54	95%	107	70	65%	
35	Kyari	Kyari	1	155	110	71%	219	120	55%	
36	Munglodi	Munglodi	1	76	71	93%	181	75	41%	
37	Takrana	chadogi	1	20	18	90%	36	21	58%	
38	Takrana	Takarna	1	53	48	91%	100	53	53%	

SN	Name of GP	Name of RV	RV Covered	Total HHs	Representation of HHs		No of total Adult Women	Women Attended the WAS		Month in which Meeting Conducted
					No.	%age		No.	%age	
39	Tewa	Tewa	1	65	58	89%	112	65	58%	Nov.2016
40	Thikk	Kinshu	1	50	46	92%	82	46	56%	
41	Thikk	Odarsu	1	11	11	100%	36	21	58%	
42	Agyarna	Kafulta	1	63	57	90%	101	57	56%	
43	Bangar	Bangar	1	37	31	84%	103	55	53%	
44	Bangar	Sourdi	1	36	27	75%	56	29	52%	
45	Bangar	Sunau	1	38	26	68%	54	28	52%	
46	Bhuyansari	Bhuyansari	1	65	60	92%	151	85	56%	
47	Bhuyansari	Kakdu	1	18	18	100%	28	18	64%	
48	Kandajakh	kandajakh	1	66	58	88%	127	80	63%	
49	Papra	Papra	1	87	80	92%	118	85	72%	
50	Parodi	Parodi	1	104	95	91%	181	95	52%	
51	Seersh	Airi	1	60	39	65%	78	39	50%	
52	Seersh	Seersh	1	75	68	91%	104	68	65%	
53	Tewa	Tewa	1	65	58	89%	112	65	58%	
54	Budkot	Budkot	1	42	38	90%	75	38	51%	
55	Chamasari	Chamasari	1	38	20	53%	58	28	48%	
56	Kheda	Kheda Talla	1	31	27	87%	58	27	47%	
57	Kimoi	Kimoi	1	56	45	80%	93	45	48%	
58	Kyari	Kyari	1	155	110	71%	290	150	52%	
59	Lalotna	Lalotna	1	78	68	87%	174	68	39%	
60	Papra	Papra	1	87	60	69%	118	68	58%	
61	Tewa	Tewa	1	65	58	89%	112	64	57%	
62	Takrana	Takarna	1	53	45	85%	100	51	51%	
63	Bangar	Sourdi	1	36	27	75%	56	30	54%	
64	Bhuyansari	Bhuyansari	1	65	65	100%	151	90	60%	
Total Thatyur			64	3708	3044	82%	6953	3689	53%	
GRAND TOTAL (TEHRI)			198	11228	9350	83%	21019	10796	51%	
DEHRADUN DIVISION										
Unit Kwansi										
1	Kunna	Kunna	1	73	70	96%	117	85	73%	Aug. 2016
2	Bijanu	Bijanu & Chunauti	2	90	83	92%	156	95	61%	
3	Sidibadkoti	Sidibadkoti	1	95	85	89%	193	93	48%	
4	Chhutad	Chhutad	1	37	35	95%	82	51	62%	
5	Kandoibondur	Kandoibondur	1	64	52	81%	164	81	49%	
6	Gothad	Gothad	1	28	28	100%	76	30	39%	
7	Lakhamandal	Lakhamandal	1	110	75	68%	164	80	49%	
8	Dhaurapudiya	Dhaurapudiya	1	90	70	78%	156	80	51%	
9	Myunda	Myunda	1	132	71	54%	193	75	39%	
10	Kandichama gatha	Kandichama gatha	1	69	51	74%	259	51	20%	Jan. 2017
11	Kharsi	Kharsi	1	72	62	86%	209	65	31%	Feb. 2017
12	Birpa	Birpa	1	46	39	85%	138	40	29%	
13	Manwa	Manwa	1	69	40	58%	99	40	40%	
14	Khatwa	Khatwa	1	70	57	81%	193	60	31%	Mar. 2017
15	Rangeu	Rangeu	1	80	55	69%	173	55	32%	
16	Punahpokhri	Punahpokhri	1	131	90	69%	230	92	40%	
Total (Kwansi Unit)			17	1256	963	77%	2602	1073	41%	
Unit Sahiya										
1	Dilau	Sainj	1	14	11	79%	27	17	63%	Apr. 2016
2	Dilau	Dilau	1	43	32	74%	129	52	40%	

SN	Name of GP	Name of RV	RV Covered	Total HHs	Representa-tion of HHs		No of total Adult Women	Women Attended the WAS		Month in which Meeting Conducted
					No.	%age		No.	%age	
3	Chandeu	Chendeu	1	22	19	86%	76	28	37%	May. 2016
4	Chandeu	Khoi	1	30	22	73%	92	32	35%	
5	Panjiya	Panjiya	1	54	40	74%	105	44	42%	Aug. 2016
6	Panjiya	Chapnu	1	26	25	96%	89	27	30%	
7	Bansar	Bansar	1	29	19	66%	37	19	51%	Sep. 2016
8	Kalsi	Kalsi	1	290	250	86%	572	258	45%	
9	Tilwadi	Tilwadi	1	140	105	75%	203	115	57%	Nov. 2016
10	Amraya	Amraya	1	42	27	64%	55	29	53%	
11	Vyasnahri	Vyasnahri	1	505	206	41%	370	206	56%	Dec. 2016
12	Sureu	Sureu	1	64	49	77%	167	49	29%	
13	Haripur	Haripur	1	343	94	27%	895	94	11%	Dec. 2016
14	Vyasbhood	Vyasbhood	1	194	93	48%	567	93	16%	
15	Ubhreu	Ubhreu	1	165	60	36%	197	60	30%	Dec. 2016
16	Kharaya	Kharaya	1	43	43	100%	178	52	29%	
Total (Sahiya Unit)			16	2004	1095	55%	3759	1175	31%	
Unit Chakrata										
1	Rawna	Rawana & Pati	2	74	69	93%	196	70	36%	Nov. 2016
2	Mehrawna	Mehrawna	1	37	35	95%	73	49	67%	
3	Mohna	Mohna	1	119	110	92%	320	189	59%	
4	Tungra	Tungra	1	40	38	95%	136	80	59%	
5	Shirva	Shirva	1	53	50	94%	198	97	49%	
6	Rikhad	Rikhad	1	53	44	83%	155	90	58%	
7	KuradKhanadSichad	KuradKhanadSichad	1	109	98	90%	275	102	37%	
8	Baniyana	Baniyana	1	88	61	69%	206	98	48%	Dec. 2016
9	Mindal	Mindal	1	50	49	98%	145	62	43%	
10	Sujau	Sujau	1	38	35	92%	95	39	41%	
11	Thana	Thana & Tikrikheda	2	81	69	85%	289	135	47%	Jan. 2017
12	Sawra	Sawra	1	70	62	89%	244	109	45%	
13	Nithla	Bisoi	1	29	27	93%	75	65	87%	Feb. 2017
14	Birmau	Birmau	1	29	26	90%	134	91	68%	
15	Kandad	Kandad	1	57	53	93%	104	53	51%	Mar. 2017
16	Kandad	Indroli	1	57	49	86%	102	55	54%	
Total (Chakrata Unit)			18	984	875	89%	2747	1384	50%	
GRAND TOTAL (DEHRADUN DIVISION)			51	4244	2933	69%	9108	3632	40%	
GRAND TOTAL (All 4 DIVISIONS)			467	23684	18359	78%	43017	21294	50%	

ANNEXURE - 2

Involvement of Household Level Population in the Formation of GPWDP

SN	Unit	Name of GP	Total No. of HHs in GP	Total No. of Vulnerable HHs		Population (adult/voter)			HHs participated in GPWDP preparation		Adult female participated in GPWDP preparation		VHHs participated during GPWDP preparation	
				No.	%	M	F	Total	No.	%	No.	%	No.	%
Tehri Division														
1	Kempty	Rayaat Gaon	54	25	46%	225	165	390	44	81%	73	44%	23	92%
Total (Kempty)			54	25	46%	225	165	390	44	81%	73	44%	23	92%
2	Nainbag	Birod	174	84	48%	289	284	573	135	78%	115	40%	12	14%
3		Mair	113	75	66%	193	196	389	108	96%	116	59%	49	65%
4		Masaun	105	30	29%	228	217	445	104	99%	144	66%	30	100%
5		Masraas	114	44	39%	155	148	303	89	78%	85	57%	21	48%
6		Mougi	146	34	23%	332	311	643	107	73%	167	54%	15	44%
Total (Nainbag)			652	267	41%	1197	1156	2353	543	83%	627	54%	127	48%
7	Thatyur	Agladsera	37	18	49%	61	64	125	37	100%	64	100%	18	100%
8		Agyarna	128	17	13%	219	195	414	108	84%	140	72%	17	100%
9		Bangaar	111	47	42%	240	213	453	87	78%	175	82%	39	83%
10		Bhuyansari	83	35	42%	190	179	369	75	90%	147	82%	35	100%
11		Chamasari	79	53	67%	127	137	264	74	94%	104	76%	51	96%
12		Lagdasu	82	27	33%	163	135	298	65	79%	98	73%	24	89%
13		Parodi	104	31	30%	195	181	376	78	75%	129	71%	29	94%
14		Thatyur	97	45	46%	157	163	320	83	86%	109	67%	43	96%
15		Thhik	124	71	57%	268	213	481	119	96%	190	89%	54	76%
Total (Thatyur)			845	344	41%	1620	1480	3100	726	86%	1156	78%	310	90%
TOTAL (TEHRI DIVISION)			1551	636	41%	3042	2801	5843	1313	85%	1856	66%	460	72%
Dehradun Division														
1	Chakrata	Jogio	222	126	57%	323	300	623	180	81%	180	60%	81	64%
2		Nithla (Bisoi)	29	13	45%	106	75	181	21	72%	45	60%	11	85%
Total (Chakrata)			251	139	55%	429	375	804	201	80%	225	60%	92	66%
3	Sahiya	Jhutaya	66	30	45%	266	224	490	56	85%	81	36%	24	80%
4		Jisau Gharana	56	29	52%	183	176	359	43	77%	61	35%	18	62%
5		Sakni	56	27	48%	478	342	820	51	91%	62	18%	23	85%
6		Supau	80	33	41%	151	118	269	71	89%	80	68%	33	100%
Total (Sahiya)			258	119	46%	1078	860	1938	221	86%	284	33%	98	82%
TOTAL (DEHRADUN DIVISION)			509	258	51%	1507	1235	2742	422	83%	509	41%	190	74%
GRAND TOTAL			2060	894	43%	4549	4036	8585	1735	84%	2365	59%	650	73%

ANNEXURE - 3
List of User Groups

S.No	Unit	Activity	Name of GP	Name of Tok	No. of Farmers	Account Opened
PMU (MWS) Raipur						
1	Thano	Solar Lifting	Dharkot	Kuthar	15	Under Process
2	Thano	Irrigation Tank	Sindhwal Gaon	Sindhwal Gaon (Dhaksari)	7	Yes
3	Thano	Irrigation Tank	Sindhwal Gaon	Sindhwal Gaon	5	Yes
4	Thano	Irrigation Tank	Uppertalai	Tangoligarh	5	Under Process
5	Thano	Irrigation Tank	Uppertalai	Uppertalai	17	Under Process
6	Thano	HDPE Pipeline	Sindhwal Gaon	Farti	6	Under Process
Total					55	
Pauri Divison						
1	Santoligad	Village Pond	Salan	Salan	15	Yes
2	Santoligad	Irrigation Tank	Dwela Talla	Dwela Talla	10	Yes
3	Santoligad	Irrigation Tank	Gadri	Gadri Malli	5	Under Process
4	Santoligad	Irrigation Tank	Gadri	Gadri Talli	14	Under Process
5	Santoligad	Irrigation Tank	Rainsoli Talli	Rainsoli Talli	6	Yes
6	Santoligad	Irrigation Tank	Rainsoli Talli	Gokheda	7	Yes
7	Kandalinadi	Irrigation Gool	Saknoli	Saknoli	10	Yes
8	Kandalinadi	Irrigation Gool	Bhaduli	Bhaduli	8	Yes
9	Kandalinadi	Irrigation Gool	Ghandiyal	Kanoth	5	Yes
10	Kandalinadi	Irrigation Gool	Ghandiyal	Chhimlidang	10	Yes
11	Kandalinadi	Power Tiller	Ghandiyal	Chhimlidang	6	Yes
12	Kandalinadi	Water Lifting Pump	Ghandiyal	Chhimlidang	6	Yes
13	Kandalinadi	Irrigation Gool	Bhedgaon	Koyal Gaon	14	Yes
14	Kandalinadi	Pipeline	Sanglakoti	Sanglakoti	7	Yes
15	Kandalinadi	Pipeline	Bagdigad	Matgal	6	Under Process
16	Kandalinadi	Pipeline	Bagdigad	Matgal	6	Under Process
17	Kandalinadi	Irrigation Channel	Borgaon	Borgaon	6	Under Process
18	Patisain	Village Pond	Ida Malla	Ida Malla	5	Under Process
19	Patisain	Irrigation Tank	Maalai	Markhola	6	Under Process
20	Patisain	Solar Pump	Kagthun	Kagthun	16	Under Process
21	Patisain	Solar Pump	Uchhakot	Uchhakot	30	Under Process
22	Patisain	Irrigation Gool	Kulasu	Kulasu	7	Yes
23	Patisain	Power Tiller	Kulasu	Kulasu	29	Yes
24	Patisain	Power Tiller	Jaintoli Malli	Jaintoli Malli	20	Yes
Total					254	
Tehri Division, Thatyur						
1	Kempty	Irrigation Gool	Banglo ki Kandi	Banglo ki Kandi	5	Under Process
2	Kempty	Village Pond	Sartali	Sartali	6	Under Process
3	Kempty	Irrigation Gool	Rayat Gaon	Rayat Gaon	10	Under Process
4	Kempty	Irrigation Tank	Rayat Gaon	Rayat Gaon	10	Under Process
5	Nainbag	Irrigation Tank	Bamangaon	Bamangaon	5	Under Process
6	Nainbag	Irrigation Tank	Bamangaon	Bamangaon	5	Under Process

S.No	Unit	Activity	Name of GP	Name of Tok	No. of Farmers	Account Opened
7	Nainbag	Irrigation Tank	Khasaunsi	Khasaunsi	5	Under Process
8	Nainbag	Irrigation Tank	Khasaunsi	Khasaunsi	5	Under Process
9	Nainbag	Irrigation Tank	Myani	Myani	6	Yes
10	Nainbag	Irrigation Tank	Myani	Myani	5	Under Process
11	Nainbag	Irrigation Tank	Sendul	Sendul	5	Yes
12	Nainbag	Irrigation Tank	Sendul	Sendul	6	Under Process
13	Nainbag	Irrigation Tank	Sendul	Sendul	6	Under Process
14	Nainbag	Irrigation Tank	Srikot	Srikot	5	Under Process
15	Nainbag	Irrigation Gool	Gharada	Gharada	8	Under Process
16	Nainbag	Irrigation Gool	Jhangeri	Jhangeri	6	Under Process
17	Thatyur	Irrigation Gool	Auntad	Auntad	14	Under Process
18	Thatyur	Irrigation Tank	Auntad	Auntad	14	Under Process
19	Thatyur	Irrigation Tank	Bhuyansari	Bhuyansari	5	Under Process
20	Thatyur	Village Pond	Bichhu	Bichhu	8	Under Process
21	Thatyur	Irrigation Tank	Bichhu	Bichhu	5	Under Process
22	Thatyur	Irrigation Tank	Bichhu	Bichhu	5	Under Process
23	Thatyur	Irrigation Tank	Khyarsi	Khyarsi	6	Under Process
24	Thatyur	Irrigation Gool	Khyarsi	Khyarsi	16	Under Process
25	Thatyur	Irrigation Tank	Kimoi	Kimoi	5	Under Process
26	Thatyur	Irrigation Tank	Kimoi	Kimoi	6	Under Process
27	Thatyur	Irrigation Gool	Kyari	Kyari	11	Under Process
28	Thatyur	Irrigation Tank	Takarna	Takarna	6	Under Process
29	Thatyur	Irrigation Gool	Tewa	Tewa	6	Under Process
30	Thatyur	Irrigation Gool	Tewa	Tewa	16	Under Process
31	Thatyur	Irrigation Tank	Lalotana	Lalotana	11	Under Process
32	Thatyur	Irrigation Tank	Chamasari	Chamasari	9	Yes
33	Thatyur	Irrigation Tank	Chamasari	Chamasari	6	Under Process
Total					247	
Dehradun Division, Vikasnagar						
1	Chakrata	Irrigation Tank	Birmou	Darda	6	Yes
2	Chakrata	Irrigation Tank	Birmou	Adhani tok	5	Yes
3	Chakrata	Irrigation Tank	Tungra	Daulani	8	Yes
4	Chakrata	Irrigation Tank	Tungra	Satka Tok	6	Yes
5	Chakrata	Irrigation Tank	Mohna	Kapana Chhani	15	Yes
6	Chakrata	Irrigation Tank	Kurad khanad Sichad	Kyarkuli	8	Yes
7	Chakrata	Irrigation Tank	Baniyana	Upli Kuniya	5	Yes
8	Chakrata	Irrigation Tank	Baniyana	Kuweke	6	Yes
9	Chakrata	Irrigation Tank	Baniyana	Baniyana	7	Yes
10	Chakrata	Irrigation Tank	Baniyana	Baniyana	6	Yes
11	Chakrata	Irrigation Tank	Baniyana	Dhara Chhani	6	Yes
12	Chakrata	Irrigation Tank	Baniyana	Dhara Chhani	7	Yes
13	Chakrata	Irrigation Tank	Baniyana	Jewawa khadd	6	Yes
14	Chakrata	Irrigation Tank	Majhgaon	Pilyana tok	7	Yes
15	Chakrata	Irrigation Tank	Majhgaon	Gijhla tok	6	Yes
16	Chakrata	Irrigation Tank	Mohana	Kapana channi hrijan basti	5	Yes
17	Chakrata	Irrigation Tank	Mohana	Korua tok	5	Yes

S.No	Unit	Activity	Name of GP	Name of Tok	No. of Farmers	Account Opened
18	Chakrata	Irrigation Tank	Mohana	Gwasha pul tok	5	Yes
19	Chakrata	Power Tiller	Thana	-	5	Under Process
20	Chakrata	Village Pond	Baniyana	Bandara tok	6	Yes
21	Chakrata	Village Pond	Majhgaon	Bagna tok	5	Yes
22	Kwansi	Irrigation Channel	Chultad	Navri Tok	5	Yes
23	Kwansi	Irrigation Tank	Lakhamandal	Sera tok	5	Yes
24	Kwansi	Irrigation Tank	Punah pokhri	Gharat tok	5	Yes
25	Kwansi	Irrigation Tank	Punah pokhri	Tikri Chani	5	Yes
26	Kwansi	Irrigation Tank	Punah pokhri	Chamiyava tok	5	Yes
27	Kwansi	Irrigation Tank	Punah pokhri	Chilogi	5	Yes
28	Kwansi	Irrigation Tank	Punah pokhri	Riyadi	5	Yes
29	Kwansi	Irrigation Tank	Kadichama gatha	Sakrani	5	Yes
30	Kwansi	Irrigation Tank	Kadichama gatha	Lamdokari	5	Yes
31	Kwansi	Irrigation Tank	Kadichama gatha	Para	5	Yes
32	Kwansi	Irrigation Tank	Kadichama gatha	Kanota	5	Yes
33	Kwansi	Irrigation Tank	Kadichama gatha	Dalka	5	Yes
34	Kwansi	Irrigation Tank	Kadichama gatha	Upla pora	5	Yes
35	Kwansi	Irrigation Tank	Kadichama gatha	Kariya	5	Yes
36	Kwansi	Irrigation Tank	Kadichama gatha	Gada tok	5	Yes
37	Kwansi	Irrigation Tank	Kadichama gatha	Kalmoi naya ganv	5	Yes
38	Kwansi	Irrigation Tank	Kadichama gatha	Fednu	5	Yes
39	Kwansi	Irrigation Tank	Chultad	Navri Tok	5	Yes
40	Kwansi	Irrigation Tank	Kunna	KaFalti- I	5	Yes
41	Kwansi	Irrigation Tank	Kunna	KaFalti- II	5	Yes
42	Kwansi	Irrigation Tank	Rangeu	Dhar kot	6	Yes
43	Kwansi	Irrigation Tank	Chultad	Narvri toak-II	6	Yes
44	Kwansi	Irrigation Tank	Kandoi bondur	Navri tok-I	5	Yes
45	Kwansi	Irrigation Tank	Kandoi bondur	Navri tok-II	5	Yes
46	Kwansi	Irrigation Tank	Sidibarkioti	Navri	6	Yes
47	Kwansi	Irrigation Tank	Sidibarkioti	padoli	5	Yes
48	Kwansi	Irrigation Tank	Gothad	Pitrada	5	Yes
49	Kwansi	Irrigation Tank	Gothad	Jaikundi	5	Yes
50	Kwansi	Irrigation Tank	Gothad	Gothad	5	Yes
51	Kwansi	Power Tiller	Chultad	-	6	Under Process
52	Kwansi	Village Pond	Kunna	Nichali Dundki	6	Yes
53	Sahiya	Irrigation Channel	Maletha	Luhawana	10	Yes
54	Sahiya	Irrigation Channel	Maletha	Turad	12	Yes
55	Sahiya	Irrigation Channel	Byasbhood	In Village	15	Yes
56	Sahiya	Irrigation Pipe Line	Sureu	Chargad Tok	25	Yes
57	Sahiya	Irrigation Pipe Line	Chandeu	Kyarkuli Tok	22	Yes
58	Sahiya	Irrigation Pipe Line	Chandeu	Ayarachhani	30	Yes
59	Sahiya	Irrigation Tank	Maletha	Dhariya tok	4	Yes
60	Sahiya	Irrigation Tank	Maletha	Moni tok	6	Yes
61	Sahiya	Irrigation Tank	Maletha	Khnode tok	5	Yes
62	Sahiya	Irrigation Tank	Maletha	Kunna tok	5	Yes

S.No	Unit	Activity	Name of GP	Name of Tok	No. of Farmers	Account Opened
63	Sahiya	Irrigation Tank	Maletha	Kharya Tok	5	Yes
64	Sahiya	Irrigation Tank	Ara	tripta tok	5	Yes
65	Sahiya	Irrigation Tank	Ara	Mayika Kheda	5	Yes
66	Sahiya	Irrigation Tank	Ara	Tikri Kheda	6	Yes
67	Sahiya	Irrigation Tank	Khraya	Tilyari tok	5	Yes
68	Sahiya	Irrigation Tank	Khraya	Kharya Dhar	8	Yes
69	Sahiya	Irrigation Tank	Khraya	Bauti chhani	9	Yes
70	Sahiya	Irrigation Tank	Ubhreu	Bagi tok	7	Yes
71	Sahiya	Irrigation Tank	Ubhreu	Ghighari tok	6	Yes
72	Sahiya	Irrigation Tank	chandeu	Kyarkuli Tok	6	Yes
73	Sahiya	Irrigation Tank	Dilau	Chhedi	4	Yes
74	Sahiya	Irrigation Tank	Dilau	Khadka	5	Yes
75	Sahiya	Irrigation Tank	Dilau	Kaniyara	5	Yes
76	Sahiya	Irrigation Tank	Dilau	Sunog	5	Yes
77	Sahiya	Irrigation Tank	Timra	Nova chani	6	Yes
78	Sahiya	Power Tiller	Sureu	-	6	Yes
79	Sahiya	Village Pond	Maletha	Khanoda Tok	5	Yes
80	Sahiya	Village Pond	chandeu	Kuna Khopda	6	Yes
Total					533	
GRAND TOTAL					1089	

ANNEXURE - 4
List of Vulnerable Individual Beneficiaries and Vulnerable Groups
(A) Vulnerable Individual Beneficiaries

SN	Name of GP	Name of RV	Name of Beneficiary	Sex	Caste	Activity	Grant Allotted (in Rs.)
PMU (MWS) RAIPUR							
1	Dharkot	Katkod Kalan	Mr. Prem Kishore Kukreti	M	GEN	Poultry	30,000
2	Dharkot	Katkod Khurd	Mr. Khem Singh	M	GEN	Poultry	30,000
3	Dharkot	Kuthar	Mr. Satyapal Singh	M	Gen	Goat Rearing	30,000
4	Dharkot	Kuthar	Mrs. Shashibala	F	Gen	Goat Rearing	30,000
5	Haldwadi	Baderna Kala	Mr. Mehar Singh	M	GEN	Generator	30,000
6	Haldwadi	Baderna Manjhla	Mr. Ratan Singh	M	GEN	Goat Rearing	30,000
7	Haldwadi	Baderna Manjhla	Mr. Magan Singh	M	GEN	Goat Rearing	30,000
8	Haldwadi	Haldwadi	Mrs. Chandra Devi	F	GEN	Goat Rearing	30,000
9	Haldwadi	Haldwadi	Mrs. Shiv Dei	F	GEN	Goat Rearing	30,000
10	Haldwadi	Haldwadi	Mr. Manjit Singh	M	GEN	Goat Rearing	30,000
11	Haldwadi	Haldwadi	Mr. Vikram Singh	M	GEN	Goat Rearing	30,000
12	Haldwadi	Haldwadi	Mr. Dinesh Singh	M	GEN	Goat Rearing	30,000
13	Haldwadi	Haldwadi	Mrs. Barfi Devi	F	GEN	Goat Rearing	30,000
14	Nahikala	Kotala	Mr. Jairaj Singh	M	GEN	Poultry	30,000
15	Nahikala	Nahi Kala	Mrs. Vineeta Devi	F	GEN	Poultry	30,000
16	Nahikala	Nahi Kala	Mrs. Roshni Devi	F	GEN	Goat Rearing	30,000
17	Nahikala	Nahi Kala	Mrs. Besakhi Devi	F	GEN	Poultry	30,000
18	Nahikala	Nahi Khurd	Mr. Manohar Singh	M	GEN	Goat Rearing	30,000
19	Nahikala	Sateli	Mr. Vimal Tiwari	M	Gen	Goat Rearing	30,000
20	Sangaon	Sangaon (E)	Mr. Jagmohan Singh	M	GEN	Poultry	30,000
21	Sangaon	Sangaon (E)	Mr. Sudheer Sharma	M	GEN	Goat Rearing	30,000
22	Sangaon	Sangaon (E)	Mr. Deepak Rawat	M	GEN	Goat Rearing	30,000
23	Sangaon	Sangaon (W)	Mrs. Devi Krishali	F	GEN	Goat Rearing	30,000
24	Sangaon	Sangaon (W)	Mr. Kushal Pal	M	GEN	Goat Rearing	30,000
25	Sindhwal Gaon	Farti	Mr. Hari kishore	M	GEN	Goat Rearing	30,000
26	Sindhwal Gaon	Farti	Mr. Prem Kishore	M	GEN	Goat Rearing	30,000
27	Sindhwal Gaon	Jakar	Mr. Daleep Singh	M	GEN	Masala Chakki	30,000
28	Sindhwal Gaon	Kerwan Malkot	Mr. Jogender Singh	M	GEN	Goat Rearing	30,000
29	Sindhwal Gaon	Sindhwal Gaon	Mr. Mohan lal	M	SC	Goat Rearing	30,000
30	Sindhwal Gaon	Sindhwal Gaon	Mr. Raman Singh	M	GEN	Poultry	30,000
31	Sindhwal Gaon	Sindhwal Gaon	Mr. Vinod Kothari	M	Gen	Poultry	30,000
32	Sindhwal Gaon	Sindhwal Gaon	Mr. Dharam Singh	M	SC	Goat Rearing	30,000
33	Thano	Thano	Mr. Vikram Singh	M	SC	Goat Rearing	30,000
34	Thano	Thano	Mr. Sanjay Gupta	M	SC	Goat Rearing	30,000
35	Thano	Thano	Mr. Akhtar Ali	M	OBC	Goat Rearing	30,000
36	Thano	Thano	Mrs. Neelam	F	GEN	Goat Rearing	30,000
37	Thano	Kakanava Mayachak Talai	Mrs. Ganga devi	F	GEN	Poultry	30,000
38	Thano	Kakanava Mayachak Talai	Mr. Dinesh Tiwari	M	GEN	Poultry	30,000
39	Upper Talai	Tangoligarh	Mrs. Seeta Devi	F	SC	Goat Rearing	30,000

SN	Name of GP	Name of RV	Name of Beneficiary	Sex	Caste	Activity	Grant
40	Upper Talai	Tangoligarh	Mrs. Santoshi Devi	F	SC	Goat Rearing	30,000
41	Upper Talai	Tangoligarh	Mrs. Bassi Devi	F	SC	Goat Rearing	30,000
42	Upper Talai	Tangoligarh	Mr. Chhotelal	M	SC	Poultry	30,000
43	Upper Talai	Upper Talai	Mr. Anil kumar	M	GEN	Goat Rearing	30,000
44	Upper Talai	Upper Talai	Mr. Lalit kishor	M	GEN	Goat Rearing	30,000
45	Upper Talai	Upper Talai	Mr. Lakhirama	M	GEN	Poultry	30,000
TOTAL - PMU (MWS) RAIPUR (45 VIs)							13,50,000
KANDALINADI UNIT - PAURI DIVISION							
1	Aslot	Aslot Malla	Mrs. Usha Devi	F	GEN	Dairy	30,000
2	Aslot	Aslot Malla	Mrs. Kalpeshwari Devi	F	GEN	Dairy	30,000
3	Bagdigad	Bagdidhar	Deepak	M	GEN	Poultry	30,000
4	Bagdigad	Bagdigad	Sunita Devi	F	GEN	Dairy	30,000
5	Bagdigad	Bagdigad	Rakesh	M	GEN	Tailoring	25,000
6	Beena mali	Beena mali	Mrs. Sateshwari devi	F	GEN	Dairy	30,000
7	Beena Malli	Beena Malli	Vipta Devi	F	GEN	Dairy	30,000
8	Beenadhar	Beenadhar	Madan Lal	M	GEN	Musical Instr.	20,000
9	Beenadhar	Beenadhar	Harshvardhan	M	OBC	Dairy	30,000
10	Beenadhar	Beenadhar	Duri Devi	F	SC	Poultry	30,000
11	Beenagad	Beenagad	Anita Devi	F	GEN	Dairy	30,000
12	Beenagad	Beenagad	Sarojini Devi	F	GEN	Poultry	30,000
13	Beenagad	Beenagad	Mrs. Kalawati Devi	F	GEN	Dairy	30,000
14	Bhaid Gaon	Bhaid Gaon	Sumitra Devi	F	GEN	Poultry	30,000
15	Bhaid Gaon	Koyal Gaon	Sarita Devi	F	GEN	Dairy	30,000
16	Bor Gaon	Bor Gaon	Santram	M	SC	Blacksmith	25,000
17	Borgon	Borgon	Mr. Vinod Singh	M	SC	Barber	30,000
18	Devradi Malli	Devradi Malli	Mrs. Bhuri Devi	F	GEN	Dairy	30,000
19	Devradimalli	Devradimalli	Mrs. Anita devi	F	GEN	Dairy	30,000
20	Dewradi	Dewradi	Yashpal	M	SC	Musical Instr.	20,000
21	Dewradi	Dewradi	Chepdi Devi	F	GEN	Dairy	30,000
22	Dewradi	Dewradi Malli	Harish	M	SC	Blacksmith	27,400
23	Ghandiyal	Chhimli Daang	Anita Devi	F	GEN	Dairy	30,000
24	Ghandiyal	Ghandiyal Malla	Kalawati	F	GEN	Dairy	30,000
25	Ghandiyal	Chimlidhang	Mr. Shyam Lal	M	SC	Blacksmith	30,000
26	Masmoli	Masmoli	Rekha Devi	F	GEN	Dairy	30,000
27	Masmoli	Mewa	Kailashgiri	M	GEN	Musical Instr.	20,000
28	Masmoli	Mewa	Satyawati	F	GEN	Dairy	30,000
29	Masmoli	Mewa	Parvati Devi	F	GEN	Dairy	30,000
30	Melgaon	Melgaon	Roshan Lal	M	SC	Tailoring	22,000
31	Melgaon	Melgaon	Sarojini Devi	F	GEN	Poultry	30,000
32	Melgaon	Melgaon	Anandmani	M	SC	Dairy	30,000
33	Melgaon	Melgaon	Shashi Prasad	M	SC	Blacksmith	27,400
34	Melgaon	Melgaon	Chunni Lal	M	SC	Musical Instr.	20,000
35	Paand	Naukhuli	Prithvi Singh	M	GEN	Tailoring	25,000
36	Pand	Talayi Bhisod	Mrs. Sarita Devi	F	GEN	Dairy	30,000
37	Pokhada	Khilasu	Bachhi Devi	F	GEN	Dairy	30,000
38	Pokhada	Pokhda	Hemanti Devi	F	GEN	Dairy	30,000
39	Pokhada	Pokhda	Sati Devi	F	SC	Dairy	30,000
40	Pokhda	Khilasu	Mrs. Guddi devi	F	GEN	Dairy	30,000
41	Pokhda	Pokhda	Mrs. Ramawati Devi	F	GEN	Dairy	30,000
42	Saglakoti	Sanglakoti	Yashoda Devi	F	GEN	Dairy	30,000

SN	Name of GP	Name of RV	Name of Beneficiary	Sex	Caste	Activity	Grant
43	Saknoli	Saknoli	Mrs. Sangita Devi	F	GEN	Dairy	30,000
TOTAL - UNIT KANDALINADI (43 Vis)							12,21,800
PATISAIN UNIT - PAURI DIVISION							
1	Bamoli	Sakinda	Hari Singh	M	GEN	Dairy	40,000
2	Chhama Bada	Chhama Chota	Mrs. Gudi Devi	F	GEN	Dairy	30,000
3	Gorli	Gaada	Kanti Devi	F	GEN	Dairy	30,000
4	Gorli	Gorli	Jhabri Devi	F	GEN	Dairy	30,000
5	Gorli	Kyard	Bhaag Chand	M	GEN	Blacksmith	30,000
6	Jaintoli Malli	Jaintoli Malli	Mrs. Anju Devi	F	GEN	Dairy	30,000
7	Jaintoli Talli	Jaintoli Talli	Hemanti Devi	F	GEN	Dairy	30,000
8	Jaintoli Talli	Jaintoli Talli	Anju Devi	F	GEN	Dairy	30,000
9	Kagthun	Kagthun	Renu Devi	F	GEN	Flour Mill	30,000
10	Kagthun	Kagthun	Radhey Shyam Negi	M	GEN	Poultry	30,000
11	Kathuli	Kathuli	Anita Devi	F	SC	Beauty Parlour	30,000
12	Kathuli	Kathuli	Savitri Devi	F	GEN	Dairy	30,000
13	Kulasu	Kulasu	Mrs. Anita Devi	F	GEN	Dairy	30,000
14	Maalai	Markhola	Rani Devi	F	GEN	Dairy	30,000
15	Molthi Talli	Kabra Sakra	Gaura Devi	F	GEN	Dairy	30,000
16	Molthi Talli	Molthi Talli	Rakesh	M	SC	Computer Trg.	40,000
17	Molthi Talli	Nandoli	Santoshi	F	GEN	Dairy	30,000
18	Molthi Talli	Kabra Akra	Satish Chandra	M	SC	Dairy	30,000
19	Naaw	Nagroli	Babita Devi	F	GEN	Dairy	30,000
20	Naaw	Nagroli	Mrs. Prabha Devi	F	GEN	Dairy	30,000
21	Paataalgonth	Paataalgonth	Mrs. Anita Devi	F	GEN	Dairy	30,000
22	Simar	Simar	Munni Devi	F	GEN	Dairy	30,000
23	Simar	Simar	Mrs. Kishna Devi	F	GEN	Dairy	30,000
24	Tachhwad	Panwar Gaon	Jeet Singh	M	GEN	Provision Store	30,000
TOTAL - UNIT PATISAIN (24 Vis)							7,40,000
SANTOLIGAD UNIT - PAURI DIVISION							
1	Bhadmoli	Khatigaon	Narendra Singh	M	GEN	Dairy	25,000
2	Bhadmoli	Khatigaon	Goverdhan	M	GEN	Dairy	25,000
3	Binjoli	Binjoli	Mr. Nand Raam	M	SC	Blacksmith	25,000
4	Binjoli	Binjoli	Mr. Anil Kumar	M	SC	Tailoring	15,000
5	Binjoli	Binjoli	Mrs. Parwati Devi	F	SC	Tailoring	15,000
6	Boundar	Boundar	Luxmi Devi	F	GEN	Dairy	25,000
7	Chopda	Chopda	Rameshwari Devi	F	SC	Tailoring	20,000
8	Chopda	Chopda	Uma Devi	F	GEN	Tailoring	20,000
9	Chopda	Chopda	Mrs. Kalawati devi	F	GEN	Dairy	25,000
10	Chopda	Chopda	Mrs. Bhondi Devi	F	GEN	Dairy	25,000
11	Dalmana	Dalmana	Ranveer Lal	M	SC	Blacksmith	20,000
12	Halai	Halai	Chandra Shekhar	M	GEN	Poultry	30,000
13	Kandain	Ghandoli	Dheeraj	M	GEN	Dairy	25,000
14	Kurkhyal	Kurkhyal	Santoshi Devi	F	GEN	Tailoring	20,000
15	Latibau	Latibau	Sarita Devi	F	GEN	Dairy	25,000
16	Maletha	Maletha	Mahendu Singh	M	GEN	Tailoring	20,000
17	Maletha	Maletha	Vasupal	M	SC	Dairy	25,000
18	Malkot	Ghendkhola	Kaboutri Devi	F	GEN	Tailoring	20,000
19	Malkot	Malkot	Mrs. Kanta Devi	F	GEN	Tailoring	15,000
20	Naai	Naai	Anandi Devi	F	GEN	Dairy	25,000
21	Naai	Naai	Ved Prakash	M	SC	Tailoring	20,000

SN	Name of GP	Name of RV	Name of Beneficiary	Sex	Caste	Activity	Grant
22	Rainsoli	Rainsoli Talli	Thep singh	M	SC	Blacksmith	25,000
23	Salan	Salan	Hukam Singh	M	GEN	Dairy	25,000
24	Syoli	Kaptiyal Gaon	Girish Chander	M	GEN	Dairy	25,000
TOTAL - UNIT SANTOLIGAD (24 VIs)							5,40,000
TOTAL - PAURI DIVISION (91 VIs)							25,01,800
KEMPT UNIT - TEHRI DIVISION, THATYUR							
1	Bhatoli	Banogi	Mr. Gaje Singh	M	OBC	Goat Rearing	29,000
2	Bhatoli	Banogi	Mr. Diwan Singh	M	OBC	Goat Rearing	29,000
3	Bhatoli	Bhatoli	Mr. Bhawan Sngh	M	OBC	Goat Rearing	29,000
4	Bhatoli	Chamya	Mr. Ficharu	M	SC	Blacksmith	25,000
5	Bhatoli	Chamya	Mr. Madan Singh	M	OBC	Carpenter	25,000
6	Bhatoli	Jethu Ki Kandi	Mr. Gaju	M	SC	Carpenter	25,000
7	Bhatoli	Jethu Ki Kandi	Mr. Khemalal	M	SC	Dairy	25,000
8	Bhatoli	Jethu Ki Kandi	Mr. Sunil Lal	M	SC	Goat Rearing	29,000
9	Bhatoli	Jethu Ki Kandi	Mrs. Meena Devi	F	SC	Goat Rearing	29,000
10	Bhatoli	Jethu Ki Kandi	Mr. Raju Lal	M	SC	Photography	30,000
11	Bhedyana	Bhedyana	Smt. Tara Devi	F	OBC	Goat Rearing	29,000
12	Bhedyana	Bhedyana	Mr. Bhuru Lal	M	SC	Goat Rearing	29,000
13	Bhedyana	Bhedyana	Mr. Lakhnu Lal	M	SC	Photography	30,000
14	Buradi	Buradi	Mr. Pappu Dhiman	M	SC	Carpenter	25,000
15	Dwargarh	Dwargarh	Mrs. Pavitra Devi	F	SC	Tailoring	26,000
16	Dwargarh	Dwargarh	Mrs. Luxmi Devi	F	SC	Tailoring	26,000
17	Jinsi	Jinsi	Mrs. Foola Devi	F	OBC	Goat Rearing	29,000
18	Jinsi	Jinsi	Mrs. Meera Devi	F	SC	Goat Rearing	29,000
19	Jinsi	Nautha	Mrs. Luxmi Devi	F	SC	Goat Rearing	29,000
20	Jinsi	Nautha	Mr. Sawan Sing	M	OBC	Goat Rearing	29,000
21	Jinsi	Nautha	Mr. Naresh Lal	M	SC	Carpenter	25,000
22	Khaskudaun	Takkar Kudaun	Mr. Jaiveer Singh	M	OBC	Mason	15,000
23	Khaskudaun	Khaskudaun	Mr. Murari Singh	M	OBC	Dairy	25,000
24	Khaskudaun	Khaskudaun	Mr. Sardar Singh	M	OBC	Dairy	30,000
25	Lagwal Gaon	Dabla	Mr. Bablu Lal	M	SC	Blacksmith	25,000
26	Lagwal Gaon	Dabla	Mr. Barfiya Lal	M	SC	Carpenter	27,000
27	Lagwal Gaon	Lagwal Gaon	Mr. Manu	M	SC	Mason	15,000
28	Lagwal Gaon	Lagwal Gaon	Mr. Mahaveer	M	OBC	Plumber	27,000
29	Lagwal Gaon	Rangaon	Mr. Guman Singh	M	OBC	Goat Rearing	29,000
30	Lagwal Gaon	Rangaon	Mr. Chandar Singh	M	OBC	Mason	15,000
31	Nawadidhar	Nawadidhar	Mr. Balbeer Singh	M	OBC	Goat Rearing	29,000
32	Nawadidhar	Nawadidhar	Mr. Khem Singh	M	OBC	Goat Rearing	29,000
33	Nawadidhar	Nawadidhar	Mr. Ram Singh	M	OBC	Mason	15,000
34	Pali	Pali	Mr. Khadku	M	SC	Carpenter	25,000
35	Rayat Gaon	Dhargaon	Mrs. Sharmila Devi	F	SC	Tailoring	26,000
36	Rayat Gaon	Dhargaon	Mrs. Mimmo Devi	F	OBC	Goat Rearing	29,000
37	Rayat Gaon	Dhargaon	Mr. Mijan Singh	M	OBC	Mason	15,000
38	Rayat Gaon	Talogi	Mrs. Magan Dei	F	OBC	Goat Rearing	29,000
39	Rayat Gaon	Talogi	Mrs. Kamla Devi	F	OBC	Goat Rearing	29,000
40	Timiliyal Gaon	Kanda	Mr. Mohan Singh	M	OBC	Carpenter	25,000
41	Timiliyal Gaon	Kanda	Mr. Chhabi Lal	M	SC	Barber	27,000
42	Timiliyal Gaon	Kanda	Mr. Bhagat Ram	M	SC	Dairy	25,000
43	Timiliyal Gaon	Kanda	Mr. Rajender	M	OBC	Dairy	25,000
44	Timiliyal Gaon	Ranogi	Mr. Bharat Lal	M	SC	Carpenter	25,000

SN	Name of GP	Name of RV	Name of Beneficiary	Sex	Caste	Activity	Grant
45	Timiliyal Gaon	Timiliyal Gaon	Mr. Khajan Singh	M	OBC	Goat Rearing	29,000
46	Timiliyal Gaon	Timiliyal Gaon	Mr. Chain Singh	M	OBC	Electrician	29,950
47	Timiliyal Gaon	Timiliyal Gaon	Mr. Sardar Singh	M	OBC	Goat Rearing	29,000
48	Tunetha	Kafulti	Mr. Balam Ram	M	SC	Cobbler	21,000
49	Tunetha	Kafulti	Mr. Charan	M	SC	Cobbler	21,000
50	Tunetha	Kafulti	Mrs. Rajni	F	OBC	Goat Rearing	29,000
51	Tunetha	Tunetha	Mr. Rajendra Singh	M	OBC	Mason	15,000
52	Tunetha	Tunetha	Mr. Sunder Lal	M	SC	Mason	15,000
53	Tunetha	Tunetha	Mr. Bhambu	M	SC	Blacksmith	25,000
TOTAL - UNIT KEMPTV (53 Vis)							13,55,950
NAINBAG UNIT - TEHRI DIVISION, THATYUR							
1	Baman Gaon	Baman Gaon	Mukehs Das	M	SC	Musical Instr.	15,000
2	Baman Gaon	Baman Gaon	Mrs. Abla Devi	F	SC	Goat Rearing	29,000
3	Basan Gaon	Basan Gaon	Bhajan Lal	M	SC	Blacksmith	25,000
4	Basan gaon	Basangaon	Mr. Prakash Lal	M	SC	Dairy	30,000
5	Basan gaon	Basangaon	Mr. Ram Dayal	M	SC	Carpenter	25,000
6	Binau	Tandwan gaon	Smt. Jagtamba Devi	F	OBC	Dairy	25,000
7	Binau	Tandwan gaon	Smt. Shanti Devi	F	OBC	Dairy	25,000
8	Bishtonsi	Aindi	Mr. Chandra Mani	M	OBC	Dairy	30,000
9	Bishtonsi	Bishtonsi	Mr. Malchand	M	OBC	Dairy	25,000
10	Bishtonsi	Bishtonsi	Mr. Sardar Singh	M	OBC	Dairy	30,000
11	Bishtonsi	Bishtonsi	Mr. Vikram Singh	M	OBC	Dairy	25,000
12	Bishtonsi	Aindi	Mr. Girdhari Singh	M	OBC	Mason	15,000
13	Bishtonsi	Aindi	Mr. Gutta Das	M	OBC	Barber	27,000
14	Dhakrol	Dhakrol	Smt. Aaila Devi	F	SC	Goat Rearing	29,000
15	Dhakrol	Dhakrol	Smt. Jag Dei	F	OBC	Tailoring	26,000
16	Dhakrol	Dhakrol	Smt. Jagtamba Devi	F	SC	Goat Rearing	29,000
17	Dhakrol	Dhakrol	Smt. Pano Devi	F	SC	Dairy	30,000
18	Gharada	Akhali	Mr. Shyam Lal	M	OBC	Dairy	30,000
19	Gharada	Akhli	Rajender Prasad	M	OBC	Carpenter	25,000
20	Gharada	Gharada	Guljari Lal	M	SC	Carpenter	25,000
21	Gharada	Gharada	Mr. Prem Lal	M	OBC	Goat Rearing	29,000
22	Gharada	Gharada	Mr. Sardar Singh	M	OBC	Dairy	30,000
23	Gharada	Gharada	Smt. Roshni Devi	F	OBC	Dairy	30,000
24	Gharada	Jhangeri	Gudmohan	M	SC	Blacksmith	25,000
25	Ghoda khuri	Ghera	Smt. Gaya Devi	F	OBC	Dairy	25,000
26	Ghoda khuri	Ghodakhuri	Mr. Devendra Singh	M	OBC	Goat Rearing	29,000
27	Khairad	Khairad	Munna Lal	M	SC	Carpenter	25,000
28	Masaun	Sadav	Mrs. Sonam Devi	F	SC	Tailoring	26,000
29	Mason	Mason	Smt. Gendi Devi	F	SC	Dairy	25,000
30	Mason	Mason	Smt. Meena Devi	F	OBC	Dairy	30,000
31	Mason	Sandab	Mr. Hukam Singh	M	SC	Dairy	30,000
32	Mason	Sandab	Smt. Gajira Devi	F	SC	Goat Rearing	29,000
33	Myani	Myani	Mr. Dabbi Verma	M	SC	Mason	15,000
34	Myani	Myani	Mr. Suresh Ramola	M	OBC	Carpenter	25,000
35	Myani	Myani	Mr. Vikram Singh	M	OBC	Electrician	29,950
36	Nakot	Nakot	Dildas	M	SC	Barber	27,000
37	Nakot	Nakot	Sobat Singh	M	OBC	Plumber	27,000
38	Nakot	Nakot	Mr. Bhechku	M	SC	Blacksmith	25,000
39	Nakot	Nakot	Smt. Dhama Devi	F	OBC	Dairy	25,000

SN	Name of GP	Name of RV	Name of Beneficiary	Sex	Caste	Activity	Grant
40	Tator	Tator	Mr. Lakhi	M	OBC	Mason	15,000
41	Tator	Tator	Smt. Leela Devi	F	OBC	Goat Rearing	29,000
42	Tikri	Tikri	Mr. Hagadu	M	SC	Goat Rearing	29,000
43	Tikri	Tikri	Mr. Prem Singh	M	SC	Goat Rearing	29,000
44	Tikri	Tikri	Mr. Sobat Singh	M	SC	Dairy	30,000
45	Tikri	Tikri	Smt. Birma Devi	F	SC	Tailoring	26,000
TOTAL - UNIT NAINBAG (45 Vis)							11,84,950
THATYUR UNIT - TEHRI DIVISION, THATYUR							
1	Aglad Sera	Aglad Sera	Smt. Vijna Devi	F	OBC	Dairy	30,000
2	Agyarna	Agyarna	Mr. Jagbir	M	SC	Blacksmith	25,000
3	Agyarna	Agyarna	Mr. Roshan Lal	M	SC	Mason	15,000
4	Agyarna	Agyarna	Mr. Rakesh	M	SC	Mason	15,000
5	Bagshil	Bangshil	Mr. Jeet Singh	M	OBC	Dairy	30,000
6	Bagshil	Bangshil	Mr. Bhag Chand	M	SC	Carpenter	25,000
7	Bangar	Bangar	Mrs. Neelam	F	SC	Goat Rearing	29,000
8	Bangar	Bangar	Smt. Raja Bala	F	OBC	Tailoring	20,710
9	Bhuyan sari	Bhuyansari	Smt. Vijya Laxmi	F	OBC	Dairy	30,000
10	Bhuyasari	Bhuyasari	Mr. Sampati Devi	M	SC	Blacksmith	25,000
11	Bhuyasari	Kakdu	Mr. Mukesh	M	SC	Tailoring	26,000
12	Bhuyasari	Kakdu	Mrs. Nirmala Devi	F	SC	Goat Rearing	29,000
13	Budkot	Budkot	Mr. Shyam Lal	M	SC	Carpenter	25,000
14	Budkot	Pujaldi	Mr. Bijendra Dutta	M	OBC	Dairy	25,000
15	Budkot	Pujaldi	Mr. Suraj Mani	M	OBC	Dairy	25,000
16	Chama sari	Chamasari	Smt. Saba Devi	F	SC	Goat Rearing	29,000
17	Chamasari	Chamasari	Mr. Geeta Devi	M	SC	Dairy	30,000
18	Digaun	Digaun Purana	Mrs. Leela Devi	F	OBC	Goat Rearing	29,000
19	Digaun	Digaun Purana	Mr. Ramesh Das	M	SC	Tailoring	26,000
20	Digaun	Digaun Naya	Smt. Laxmi Devi	F	OBC	Dairy	30,000
21	Digaun	Digaun Naya	Mr. Gopal Das	M	SC	Carpenter	25,000
22	Digaun	Digaun Purana	Mr. Amar Chand	M	SC	Dairy	30,000
23	Kanda Jhakh	Maithuli	Smt. Mona Devi	F	OBC	Dairy	25,000
24	Kandajakh	Kandajakh	Shibba Lal	M	SC	Blacksmith	25,000
25	Kheda	Kheda Talla	Mr. Kalam Singh	M	OBC	Goat Rearing	29,000
26	Kheda	Chakpot	Mr. Virendra	M	SC	Blacksmith	25,000
27	Thatyur	Matuli Sera	Smt. Reshma Devi	F	SC	Tailoring	26,000
28	Thatyur	Thatyur	Mr. Jayprakash	M	SC	Carpenter	25,000
29	Kheda	Thatyur	Smt. Shakuntala Devi	F	OBC	Tailoring	20,710
30	Khyarsi	Khyarsi	Smt. Sheela Devi	F	OBC	Dairy	30,000
31	Lalotna	Lalotna	Mr. Siya Ram	M	SC	Carpenter	25,000
32	Lalotna	Lalotna	Mr. Bhajan	M	SC	Carpenter	25,000
33	Lalotna	Lalotna	Mr. Ram Das	M	SC	Musical Instr.	15,000
34	Mawana	Mawana	Mr. Chaman Das	M	SC	Blacksmith	25,000
35	Mawana	Mawana	Mr. Jagat Das	M	SC	Mason	15,000
36	Moldhar	Moldhar	Mrs. Pawna Devi	F	OBC	Tailoring	26,000
37	Mundni	Mundni	Mr. Sunil Kumar	M	SC	Blacksmith	25,000
38	Mundni	Mundni	Mr. Indu	M	SC	Carpenter	25,000
39	Mundni	Mundni	Mr. Hardayal	M	SC	Plumber	27,000
40	Papra	Papra	Smt. Chinta Devi	F	SC	Dairy	25,000
41	Papra	Papra	Smt. Babita Devi	F	OBC	Dairy	30,000
42	Shish	Shirsh	Mr. Ravindra Kothari	M	OBC	Electrician	29,950

SN	Name of GP	Name of RV	Name of Beneficiary	Sex	Caste	Activity	Grant
43	Takarna	Chadogi	Smt. Bindra Devi	F	SC	Tailoring	26,000
44	Tewa	Tewa	Raghuveer	M	OBC	Goat Rearing	29,000
45	Thatyur	Thatyur	Smt. Prema Devi	F	SC	Tailoring	26,000
46	Thikk	Thikk	Mr. Puran Das	M	SC	Cobbler	21,000
47	Thikk	Thikk	Mr. Lakhi Singh	M	OBC	Dairy	30,000
TOTAL - UNIT THATYUR (47 VIs)							12,04,370
TOTAL - TEHRI DIVISION (145 VIs)							37,45,270
CHAKRATA UNIT - DEHRADUN DIVISION							
1	Baniyana	Baniyana	Mr. Tegu	M	SC	Musical Instr.	30,000
2	Kandai	Indroli	Mr. Param Das	M	ST	Goat Rearing	30,000
3	Kurad Khanad Sichad	Kurad Khanad Sichad	Mr. Khajan Singh	M	ST	Goat Rearing	30,000
4	Kurad Khanad Sichad	Kurad Khanad Sichad	Mrs. Baro Dei	F	SC	Dairy	30,000
5	Kuradkhanadsichad	Kuradkhanadsichad	Mr Tuga	M	SC	Carpenter	30,000
6	Merawna	Merawna	Mr. Alam Das	M	SC	Carpenter	30,000
7	Merawna	Merawna	Mr. Gopal Das	M	SC	Goat Rearing	30,000
8	Merawna	Shirva	Mr. Guddu Das	M	SC	Goat Rearing	30,000
9	Merawna	Shirva	Mr. Munna Das	M	SC	Goat Rearing	30,000
10	Mindal	Mindal	Mrs. Amita Devi	F	ST	Tailoring	29,000
11	Mohana	Mohana	Akbar Ali	M	OBC	Carpenter	30,000
12	Mohna	Mohna	Mr Sumit	M	OBC	Blacksmith	30,000
13	Nithila	Bisoi	Fullo Devi	F	SC	Goat Rearing	30,000
14	Rawana	Pati	Mr. Arjun Singh	M	ST	Goat Rearing	30,000
15	Rawana	Pati	Mr. Kundan Singh	M	SC	Blacksmith	30,000
16	Sawra	Sawra	Mr. Guddu	M	SC	Goat Rearing	30,000
17	Thanta	Thanta	Mr. Gunado	M	SC	Goat Rearing	30,000
18	Thanta	Thanta	Mr. Budh Das	M	SC	Goat Rearing	30,000
19	Tungra	Tungra	Mr. Deewan	M	SC	Musical Instr.	30,000
TOTAL - UNIT CHAKRATA (19 VIs)							5,69,000
KWANSI UNIT - DEHRADUN DIVISION							
1	Bijnu	Bijnu	Mr. Dharam Singh	M	ST	Goat Rearing	30,000
2	Birpa	Birpa	Mr. Surveer	M	ST	Tailoring	30,000
3	Birpa	Birpa	Mrs. Prateema Devi	F	ST	Goat Rearing	30,000
4	Birpa	kandidhar	Mr Hari	M	SC	Goat Rearing	30,000
5	Chhultad	Chhultad	Mr. Dhyanu	M	SC	Carpenter	30,000
6	Chhultad	Chhultad	Mr. Bihari Lal	M	SC	Goat Rearing	30,000
7	Dhorapudiya	Dhorapudiya	Nanda Devi	F	SC	Goat Rearing	30,000
8	Dhorapudiya	Dhorapudiya	Mr. Rajesh	M	SC	Dairy	30,000
9	kandiobondooor	kandiobondooor	Dekudi Devi	F	SC	Goat Rearing	30,000
10	kandiobondooor	kandiobondooor	Thato Devi	F	SC	Goat Rearing	30,000
11	Kharsi	Kharsi	Mr. Sosu	M	SC	Barber	20,000
12	Kunna	Kunna	Mr. Surat Ram	M	ST	Goat Rearing	30,000
13	Lakhamandal	Lakhamandal	Mrs. Rekha Devi	F	ST	Goat Rearing	30,000
14	Lakhamandal	Lakhamandal	Mrs. Rita Devi	F	ST	Goat Rearing	30,000
15	Lakhamandal	Lakhamandal	Mr. Krishna Devi	M	ST	Dairy	30,000
16	Lakhamandal	Lakhamandal	Beena Devi	F	ST	Goat Rearing	30,000
17	Manuwa	Manuwa	Mr. Chain Singh	M	ST	Dairy	30,000
18	Myunda	Myunda	Mr. Prem Das	M	SC	Dairy	30,000
19	Punah Pokhari	Punah Pokhari	Mr. Diwan singh	M	ST	Dairy	30,000

SN	Name of GP	Name of RV	Name of Beneficiary	Sex	Caste	Activity	Grant
20	Sidibarkoti	Sidibarkoti	Mr. Ajab Singh	M	ST	Water Mill	30,000
21	Sidibarkoti	Sidibarkoti	Puro Devi	F	ST	Goat Rearing	30,000
TOTAL - UNIT KWANSI (21 Vis)							6,20,000
SAHIYA UNIT - DEHRADUN DIVISION							
1	Ara	Ara	Mr. Khemchand	M	ST	Barber	20,000
2	Bansar	Bansar	Ms. Pirma Devi	F	ST	Goat Rearing	30,000
3	Bansar	Bansar	Mr. Dayaram	M	ST	Flour Mill	30,000
4	Chandeu	Khoi	Mrs. Chammu Devi	F	SC	Goat Rearing	30,000
5	Haripur	Haripur	Mr. Dinesh Singh	M	ST	Welding Work	30,000
6	Haripur	Haripur	Kanta Devi	F	GEN	Tailoring	30,000
7	Haripur	Haripur	Manju Devi	F	SC	Goat Rearing	30,000
8	Maletha	Dunwa	Mr. Keshar Singh	M	ST	Carpenter	30,000
9	Maletha	Maletha	Mr. Jagat Ram	M	SC	Goat Rearing	30,000
10	Tilwari	Tilwari	Mr. Mohan Thapa	M	OBC	Poultry	30,000
11	Tilwari	Tilwari	Mr. Shameem	M	OBC	Barber	20,000
12	Tilwari	Tilwari	Mr. Ashok	M	Gen	Barber	20,000
13	Tilwari	Tilwari	Mr. Chanderpall	M	Gen	Tailoring	30,000
14	Tipau	Malau	Mr. Dhaniya Das	M	SC	Blacksmith	30,000
15	Ubhreu	Ubhreu	Mr. Daulat Ram	M	SC	Dairy	30,000
16	Vyasbhood	Vyasbhood	Ms. Sallo Devi	F	ST	Poultry	30,000
17	Vyasbhood	Vyasbhood	Mr. Sardar Singh	M	ST	Goat Rearing	30,000
18	Vyasbhood	Vyasbhood	Mr. Bholu Ram	M	SC	Goat Rearing	30,000
19	Vyasnahri	Vyasnahri	Mr. Gyan Singh	M	SC	Tailoring	30,000
20	Vyasnahri	Vyasnahri	Mrs. Reena khanna	F	SC	Beauty Parlour	30,000
TOTAL - UNIT SAHIYA (20 Vis)							5,70,000
TOTAL - DEHRADUN DIVISION (60 Vis)							17,59,000
GRAND TOTAL - ALL 4 DIVISION (341 Vis)							17,59,000

(B) Vulnerable Groups

SN	Name of GP	Name of RV	Name of Group	Activity	No. of Members								Grant Alloted (In Rs.)	
					Male				Female					Total
					SC	ST	OBC	GEN	SC	ST	OBC	GEN		
PMU (MWS), RAIPUR														
1	Haldwadi	Haldwadi	Jwarna	Goatary	0	0	0	5	0	0	0	0	5	1,00,000
2	Sangaon	Sangaon (E)	Durga Samuh	Goatary	0	0	0	1	0	0	0	4	5	1,00,000
3	Sangaon	Sangaon	Himalaya	Goatary	0	0	0	4	0	0	0	1	5	1,00,000
4	Shindhwal gaon	Kairwan Malkot	Ujjwala	Goatary	3	0	0	0	2	0	0	0	5	1,00,000
5	Sindhwal gaon	Sindhwal gaon	Shindh	Goatary	2	0	0	3	0	0	0	0	5	1,00,000
6	Upper Talai	Tangoligarh	Tangoli Samuh	Goatary	1	0	0	1	3	0	0	0	5	1,00,000
7	Upper Talai	Upper talai	Surkanda mata	Goatry	0	0	0	4	0	0	0	1	5	1,00,000
TOTAL (PMU (MWS) RAIPUR) - 7 GROUPS					6	0	0	18	5	0	0	6	35	7,00,000
UNIT PATISAIN, PAURI DIVISION														
1	Molthi Talli	Kabra Sakra	Udaan	Mushroom Production Unit	0	0	0	0	2	0	0	3	5	1,00,000
Total (Patisain)					0	0	0	0	2	0	0	3	5	1,00,000
1	Sangla Koti	Sangla Koti	Mahila Uthan Samuh	Diary	0	0	0	0	0	0	0	6	6	1,00,000
2	Veena Malli	Veena Malli	Jai Ambe Maa	Cooking Utensils	0	0	0	2	0	0	0	4	6	50,000
3	Devradi Malli	Devradi Talli	Bhole Nath	Tent House	0	0	0	3	0	0	0	3	6	80,000
4	Bagdigaad	Bagdidhaar	Vardan	Band Baja	3	0	0	5	0	0	0	0	8	62,000
Total (Kandali Nadi)					3	0	0	10	0	0	0	13	26	2,92,000
Unit Santoligad, Pauri Division														
1	Dweela Talla	Dweela Talla	Maa Deewa Bhagwati	Tent House	0	0	0	0	0	0	0	6	6	80,000
Total (Santoligaad)					0	0	0	0	0	0	0	6	6	5,14,000
TOTAL (PAURI DIVISION) - 6 GROUPS					9	0	0	28	5	0	0	25	67	15,06,000
Unit Kempty, Tehri Division														
1	Dwargarh	Dwargarh	Pandav	Bajgi	5	0	0	0	0	0	0	0	5	62,000
2	Khas kudaun	Thakkar Kudaun	Jai Kul Devta	Goatary	0	0	3	0	0	0	2	0	5	1,00,000
3	Nawadi dhar	Nawadidhar	Surya Uday	Ata Chakki	0	0	4	0	0	0	1	0	5	80,000
4	Pali	Pali	Nagraja	Bajgi	5	0	0	0	0	0	0	0	5	62,000
5	Rayaat Gaon	Rayaat Gaon	Santura Devi	Band Baja	5	0	0	0	0	0	0	0	5	62,000
Total (Kempty)					15	0	7	0	0	0	3	0	25	3,66,000
Unit Nainbag, Tehri Division														
1	Bamangaon	Bamangaon	Rishikesh Devta	Ata Chakki	0	0	0	0	2	0	10	0	12	80,000
2	Basaan Gaon	Basaan Gaon	Jai Maa Bhawani	Thresher	0	0	3	0	0	0	2	0	5	72,000

SN	Name of GP	Name of RV	Name of Group	Activity	No. of Members									Grant Alloted (In Rs.)
					Male				Female				Total	
					SC	ST	OBC	GEN	SC	ST	OBC	GEN		
3	Gharada	Gharada	Jai Mahasu Devta	Tent House	1	0	6	0	0	0	0	0	7	1,00,000
4	Khadaksari	Chhanigaon	Jai Mahasu Devta	Ata Chakki	0	0	4	0	0	0	2	0	6	80,000
5	Khadaksari	Hadiya Gaon	Jai Mahasu Devta	Ata Chakki	7	0	2	0	0	0	0	0	9	80,000
6	Khairad	Khairad	Jai Nag Devta	Goatary	0	0	0	0	0	0	5	0	5	1,00,000
7	Masaun	Masaun	Bhadraj Devta	Band Baja	8	0	0	0	0	0	0	0	8	62,000
8	Nakot	Nakot	Jai Maa Bhawani	Tent House	3	0	2	0	1	0	1	0	7	1,00,000
9	Rampur Negiyana	Rampur Negiyana	Jai Nag Devta	Ata Chakki	0	0	3	0	3	0	1	0	7	80,000
Total (Nainbag)					19	0	20	0	6	0	21	0	66	7,54,000
Unit Thatyur, Tehri Division														
1	Bangar	Saudi	Raghunath Devta	Band Baja	5	0	0	0	0	0	0	0	5	62,000
2	Chhanad Gaon	Chhanad Gaon	Beerbal Himachali Band	Band Baja	6	0	0	0	0	0	0	0	6	62,000
3	Kandajakh	Kandajakh	Jakh Devta	Tent House	0	0	0	0	0	0	6	0	6	1,00,000
4	Kheda	Kheda Malla	Rishikesh Devta	Tent House	0	0	2	0	2	0	5	0	9	1,00,000
5	Kimoi	Kimoi	Mahasu Devta	Tent House	0	0	3	0	0	0	3	0	6	1,00,000
6	Lagdasu	Lagdasu	Bhadraj Devta	Tent House	0	0	5	0	0	0	0	0	5	1,00,000
7	Lalotana	Tikri	Jagriti	Band Baja	6	0	0	0	0	0	0	0	6	62,000
8	Moldhar	Moldhar	Surkanda	Tent House	0	0	0	0	0	2	4	0	6	1,00,000
9	Sheersh	Airi	Pragati	Tent House	1	0	2	0	1	0	2	0	6	1,00,000
10	Thhik	Kinsu	Kul Devta	Tent House	0	0	6	0	0	0	2	0	8	1,00,000
Total (Thatyur)					18	0	18	0	3	2	22	0	63	8,86,000
TOTAL (TEHRI DIVISION) - 24 GROUPS					52	0	45	0	9	2	46	0	154	20,06,000
Unit Chakrata, Dehradun Division														
1	Mehrawna	Shirva	Prerna	Tent House	4	0	0	0	0	1	0	0	5	1,00,000
2	Nithla	Bisoi	Jai Mahasu Devta	Tent House	4	1	0	0	0	0	0	0	5	1,00,000
3	Sujau	Sujau	Peer Baba	Musical Instrument	5	0	0	0	0	0	0	0	5	1,00,000
Total (Chakrata)					13	1	0	0	0	1	0	0	15	3,00,000
Unit Kwansi, Dehradun Division														
1	Bijnu	Bijnu	Mahasu Devta	Tent House		5	0	0	0	0	0	0	5	1,00,000
2	Guthar	Guthar	Suraj	Tent House	4	1	0	0	0	0	0	0	5	1,00,000

SN	Name of GP	Name of RV	Name of Group	Activity	No. of Members								Grant Alloted (In Rs.)		
					Male				Female					Total	
					SC	ST	OBC	GEN	SC	ST	OBC	GEN			
3	Khatuwa	Khatuwa	Mahasu Devta	Tent House		5	0	0	0	0	0	0	0	5	1,00,000
Total (Kwansi)					4	11	0	0	0	0	0	0	0	15	3,00,000
Unit Sahiya, Dehradun Division															
1	Chandeu	Khoi	Chalda Devta	Goatary	1	6	0	0	0	0	0	0	0	7	1,00,000
2	Kalsi	Kalsi	Baagwan	Fruit Processing	4	1	0	0	0	0	0	0	0	5	1,00,000
3	Kalsi	Kalsi	Lok Sewa Manch	Vadya Yantra	7	0	0	0	0	0	0	0	0	7	1,00,000
4	Maletha	Maletha	Shubham	Tent House	5	0	0	0	0	0	0	0	0	5	1,00,000
5	Panjiya	Panjiya	Bijutt Devta	Tent House	5	5	0	0	0	0	0	0	0	10	1,00,000
6	Vyasbhood	Vyasbhood	Asha Tailoring Group	Tailoring	0	0	0	0	3	2	0	0	0	5	1,00,000
Total (Kwansi)					22	12	0	0	3	2	0	0	0	39	6,00,000
TOTAL (DEHRADUN DIVISION) - 12 GROUPS					39	24	0	0	3	3	0	0	0	69	12,00,000
GRAND TOTAL (ALL 4 DIVISIONS) - 49 GROUPS					106	24	45	46	22	5	46	31	325	54,12,000	

* * * * *

