

Uttarakhand Decentralized Watershed Development Project (GRAMYA) Phase-II



FNGO - GARHWAL

Annual Report

3RD YEAR

APR. 2017 - MAR. 2018



Submitted to



WATERSHED MANAGEMENT DIRECTORATE
Indira Nagar Forest Colony, Dehradun, Uttarakhand

Submitted by



SOCIETY OF PEOPLE FOR DEVELOPMENT (SPD)
90, Mayur Vihar, Sahastradhara Road, Dehradun (Uttarakhand)

पांच "ज"

पांच "ज" के मिलने से बनता है शब्द जलागम,
जल, जंगल, जमीन, जानवर और जन का है ये समागम।

जल स्रोत थे बहुत ही कम,
रहते सूखे वे हरदम।

जलागम ने किया जल स्रोतों का विकास,
कार्य किया कुछ बहुत ही खास।

खनित्या खोदी डैम बनाये,
ताकि जल में बढ़ोत्तरी आये।

जंगल सूखे वृक्षों की संख्या हो गयी अल्प,
जलागम ने इन्हें बचाने का लिया संकल्प।

बंजर भूमि में पेड़ लगाये,
ताकि बंजर भूमि बंजर न रह जाये।

जानवरों की संख्या में जब कमी आयी,
तो जलागम ने एक रीत चलाई।

निर्बल लोगों को दिया रोजगार का सहारा,
ताकि उनकी आमदनी बढ़े घर में हो उजियारा।

पांच "ज" के मिलने से बनता है शब्द जलागम
जल, जंगल, जमीन, जानवर और जन का है ये समागम।

— रेखा रावत, महिला प्रेरक
जैन्तोली मल्ली,
यूनिट पाटीसैण, पौड़ी प्रभाग

Contents

PAGES

ABBREVIATIONS

1. Qualitative Review :	
Social Aspects of the Project (2017-18)	01-08
I. Background	01
II. Project Development Objective	02
III. Result Framework	03
IV. Project Components	03
V. Safeguard Policies Applicable to the Project	03
VI. Role of FNGO.....	05
2. Scope of Services :	
Physical Progress Report for FY 2017-18.....	09-13
3. Qualitative Review of Institutions	
in Project Area.....	14-47
I. Social and Institutional Aspects of the Project.....	14
II. Water and Watershed Management Committees (WWMCs) & Revenue Village Committees (RVCs).....	14
III. Village Motivators	15
VI. Women Aam Sabhas.....	16
V. Vulnerable Individuals and Groups	21
VI. User Groups	29
VII. SOCIAL AUDIT - Participatory Monitoring & Evaluation	33
<i>Progress of PME V/s Achievement Of Indicators (Round-2)</i>	<i>37</i>
4. FNGO Assistance in Other Activities	48-60
I. Assisting Trainings & Workshop at Unit Level	48
II. World Bank Mission	51
III. Harela	54
IV. World Bank Supervision Mission	56
V. Swachhata Abhiyaan (Cleanup Campaign)	57
VI. "GRAMYA SHREE" OUTLETS	59
VII. Meeting on Climate Change	60
VIII. Process Documentation	60

PAGES

5. PROJECT HIGHLIGHTS61-80

ANNEXURES81-102

**1. List of Vulnerable Individual Beneficiaries
and Vulnerable Groups.....81-96**

2. List of User Groups.....97-102

Abbreviations

ESMF	Environmental Social Management Framework
FIG	Farmer Interest Group
FNGO	Field Non-Governmental Organization
GP	Gram Panchayat
GPWDP	Gram Panchayat Watershed Development Plan
GoUK	Government of Uttarakhand
HH	House Hold
HIG	High Income Group
LIG	Low Income Group
WAS	Women Aam Sabha
MIG	Medium Income Group
PME	Participatory Monitoring & Evaluation
PMU	Project Management Unit
PRA	Participatory Rural Appraisal
RV	Revenue Village
RVC	Revenue Village Committee
SPD	Society of People for Development
VG	Vulnerable Group
WMD	Watershed Management Directorate
WWMC	Water & Watershed Management Committee
UG	User Group



Annual Progress Report
(Apr. 2017 - Mar. 2018)

1.

Qualitative Review : Social Aspects of the Project (2017-18)



(I) Background:

In the State of Uttarakhand water, agriculture, forestry, energy, checking the incidence of migration and increasing employment are some of the issues which form the core strategy for the future growth. Over three-fourth of the total population in the state depends upon agriculture for its livelihood and most of the landholdings are small and scattered. Poverty is a serious problem with 36.5 percent of the State population living below the poverty line. Situation is even worse in mountain areas of the state where around 38.5 percent of the population is living below the poverty line (Source: Project Operation Manual, UDWDP Phase II). Uttarakhand Decentralized Watershed Management Project (UDWDP) Phase II is being implemented by the Gram Panchayats since July 2014. UDWDP Phase II has hired Society of People for Development (SPD) as FNGO in four divisions of Garhwal region, namely, Pauri, Tehri, Dehradun and PMU (MWS), Raipur w.e.f. March 2015.

Focus of the project is to develop and enhance productivity of rain fed areas by adopting a participatory watershed management approach in 202 Gram Panchayats (GP) and 401 Revenue Villages (RV) in these four Divisions of Garhwal region spread over 6 Development Blocks of 3 districts having the problem of soil erosion, poverty and lack of infrastructure facilities. The intervention area covers over 30 Micro Watersheds (MWS) in Tehri, Pauri, Dehradun and PMU MMWS in Raipur division. As per the baseline survey conducted in 2015, there are 18345 households across these four divisions of which 7062 households are in Tehri Division, 5165 in Pauri Division, 5423 in Dehradun Division and 695 in PMU MMWS, Raipur.

(II) Project Development Objective:

The Project Development Objective (PDO) is to improve the productivity potential of natural resources and rainfed agriculture with participation of communities in selected microwatersheds in the State of Uttarakhand.

The Project implementation envisages a decentralized and participatory approach with financial autonomy to the PRIs which are legal institutions under 76th amendment. Focus of the Project is to enhance community participation in watershed development and management with a view to improving and strengthening administrative capacities of GPs for efficient delivery system. Institution building at the community level is the prime focus of the Project with FNGO forming various small community groups for smooth functioning of the Project at village and GP level ensuring equitable participation by all groups, especially the landless and women who rely disproportionately on common-pool resources for fodder, fuel and other forest products. CBOs in the Project area have been consolidated and strengthened through various capacity development initiatives involving trainings, exposure visits and workshops.

Developing backward and forward linkages between the farmers and market, the FNGO has facilitated the capacity development plan for various community groups such as FIGs, UGs, VGs, and FFs of Gramya-I. While developing backward and forward linkages, FNGO facilitated awareness generation and information dissemination on improved varieties of seeds, demonstration of technology and conducting market survey products of FIG across all the four Divisions. To improve the sale of their products, the FNGO mobilized and motivated the farmers and ensured their participation in various exhibitions for display of their products at stall for sale. These exhibitions help them in providing them a platform display, sale branding of their products as also help inculcating in them businessmanship besides

developing their understanding on market demand and pricing of products. These platforms have been instrumental in opening up new avenues of livelihood for the village community.

(III) Result Framework:

The achievement of project development objective will be determined through the following key indicators using baseline survey data conducted during the first year, with that of mid-term assessment and final evaluation:

- Improved natural resources conservation (NRC) outcomes in target MWS
- Increased productivity of arable land
- Percentage increase in income through project intervention.
- Direct project beneficiaries

(IV) Project Components:

- Social Mobilization and Participatory Watershed Planning
- Watershed Treatment and Rainfed Area Development
- Enhancing Livelihood Opportunities
- Project Management

(V) Safeguard Policies Applicable to the Project:

(i) Environmental Assessment:

During the planning phase of the Project, FNGO has facilitated the process and experts discussed on the basis of its social and environmental impacts of activities which were proposed by the villagers. It helped to ensure the environmental and social soundness and sustainability of investment project. The result of that they supported integration of environmental and social aspects of project in the decision-making process during the preparation of GPWDPs. When implementing the AWP, the social and environmental aspect of activities were kept in mind.

(ii) Natural Habitats:

Promoting environmentally sustainable development by supporting the protection, conservation, maintenance, and rehabilitation of natural habitats and their functions have been the key intervention areas of the project. To achieve this, the FNGO and MDT teams discussed the benefits of environmentally sustainable activities at RV level during the PRA exercise to prioritize the problems and priorities of village

community. This facilitated the process for implementation of AWP across all the four Divisions.

(iii) Pest Management :

This focused on minimizing and managing the environmental and health risks associated with indiscriminate use of pesticides and promote and support safe, effective, and environmentally sound pest management methods. FNGO and MDT teams regularly motivated households on use of compost and vermi compost in the fields. To achieve this objective, trainings and exposure visits to the sites where farmers are using bio fertilizers and bio pests were facilitated. Various farmers have adopted the bio pest methods for control of insecticides.

(iv) Physical Cultural Resources (PCR) :

Assisting in preserving PCR and in averting their destruction or damage is an important activity of the project. PCR includes resources of archeological, paleontological, historical, architectural, religious (including graveyards and burial sites), aesthetic, or other cultural significance.

(v) Involuntary Resettlement:

The project also focuses on avoiding or minimizing involuntary resettlement and, where this is not feasible, assist displaced persons in improving or at least restoring their livelihoods and standards of living in real terms relative to pre-displacement levels or to levels prevailing prior to the beginning of project implementation, whichever is higher.

(vi) Indigenous People :

Designing and implementing projects in a way that fosters full respect for indigenous peoples' dignity, human rights, and cultural uniqueness so that they (1) receive culturally compatible social and economic benefits, and (2) do not suffer adverse effects during the development process. To sensitize indigenous people, the FNGO team facilitated the process for transhumant population and provided support in organizing camps for this purpose. The transhumant population or Gujjar stayed in Thatyur, Nainbag, Aglar bridge, Vikas Nagar and Sahiya during their movement.

(vii) Forest:

The project is dedicating to Realizing the potential of forests to reduce poverty in a sustainable manner. The application and mitigation of all the safeguard policies are covered in the Environmental & Social Management Framework (ESMF) applicable

to the Project.

(VI) Role of FNGO:

The Field NGO is playing a significant role in implementing participatory watershed development projects in planning, implementation, monitoring and evaluation activities of the project. Field NGO (FNGO) ensured and facilitated the participation of village communities in project activities. There is social structure, attitude and dynamics prevalent in the community for participation in implementation of participatory project. The FNGO successfully filled this gap by provided support of qualified and professional staff in the project villages in Garhwal region in Gramya-II. The main roles of FNGO in Uttarkhand Decentralized Watershed Development Project Gramya-II is as follows:

(i) Participatory Watershed Development planning & Implementation:

Uttarakhand Decentralized Watershed Development Project (UDWDP) Gramya-II is a community demand driven project. Therefore, the FNGO contacted and mobilized the villagers and generated awareness among them by disseminating information on project activities through rapport building; awareness generation meetings; personal interactions; printed material on UDWDP; workshops; trainings and exposure visits within and outside the state across all the four Divisions, namely, Dehradun, Tehri, Pauri and PMU MMWS in Raipur.

(ii) PRA, Awareness Building and Community Mobilization:

After creating a conducive environment at the village level, the FNGO facilitated the process of PRA and preparation of GPWDPs. FNGO initiated the process of Participatory Rural Appraisal under which various PRA exercises were conducted for identification of their problems to enable participatory bottom up planning process with technical support by MDT. Plans were collected from the RVCs and the same were approved in case of 201 GPWDPs during second year (2016) of the project. One Gram Panchayat, namely, Mothi in Dehradun Division Vikasnagar has been added during this year (2017-18). Due to some reciprocal dispute among the villagers, the GP could not taken up under the Project earlier. This year FNGO with MDT support has initiated PRA exercise for planning and preparation of GPWDP. Proposals have been collected and screened as per the norms of ESMF and incorporated into the GPWDP. The GPWDP has thus been prepared and approved. Women Aam Sabha has been organised and their proposals have also been incorporated in the GPWDP. Wealth ranking of households has been done by the

FNGO and plan for vulnerable households has been prepared in accordance with the demand of vulnerable households. Tent house has been proposed by the VG for alternative livelihood of group members. The FNGO field staff along with MDT members are disseminating project related key information amongst the community and encourage them for active participation in implementation of GPWDP as well as in identification of vulnerable households using wealth ranking data of the village. Apart from this, the vulnerable households who did not show inclination to work in groups have been selected as individual beneficiaries for grant under Vulnerable Group Fund (VGF). Vulnerable households have been organized into groups by the FNGO field team and have facilitated initiation of their income generating activity. Further, the FNGO also generated awareness as to the need for soil conservation, water resource management, ESMF and other NRM interventions across all the four Divisions, i.e., Dehradun, Tehri, Pauri and PMU, MMWS, Raipur of Grahwal region.

(iii) Gender Issues:

FNGO team mobilized the local community, especially women folk, and discussed with them the diverse issues related to project. As a result of mobilization, women and men equally participated in meetings and other project related activities. Regular efforts and contacts with the community members has resulted in building up of trust between project staff and community helping in strengthening of project implementation process. Consequent upon awareness generation activities, women have developed an understanding about project activities and have build up a confidence in them, thus enabling them have their say regarding project activities and interventions. As a result of rapport building among project staff and the community, the FNGO field staff has been able to promote institution building at GP and RV level with the formation of several groups as per project requirements.

Addressing gender issues by promoting women participation in project activities had been the key focus area of project interventions, which has been well addressed by the FNGO by ensuring more than 50% representation of households by women in WAS and other project meetings. To begin with, owing to regular persuasion by the FNGO field staff, women started participating in village level meetings and gradually they began to participate in discussions and made proposals for being incorporated in GPWDP. Mobilization of women had been constantly taken care of by the project field team thus encouraging the women to participate in project meetings, trainings, workshops and exposure tours. Participation of women in project meetings, which initially stood at less than 5% in WAS meetings, has reached more than 50% in terms of representation of households. As a matter of fact, the

participation of women in WAS and other project meetings is between 35 to 40 percent, whereas going by representation of households by women in these meetings, the same had been around 60% during the year 2017-18. This has been invariably maintained in the project meetings, be it WAS, AWP or PME meetings.

FNGO, SPD is providing services in the project areas under the social component in Garhwal region and covered 202 Gram Panchaays and 401 Revenue Villages. Besides this A team of social staff from Project Director Level to unit level and mobilizing the villagers. And doing work as integal part of Multidisciplinary Team (MDT) in close cooperation in each Division.

(iv) Local Institutions Development and Capacity Building:

In addition to this, FNGO organized women into groups all across the four Divisions and assisted in the conduction of women Aam Sabha in each Revenue Villages of the project. During the planning phase of Gramya II, the women Aam Sabha in the four Divisions was organised on monthly basis and their proposals were taken in the general meetings of women. After scrutiny of proposals in accordance with the norms of ESMF and demands of the women as well as the villagers (in case of fodder plantation), these proposals were incorporated in the Annual Work Plan of respectives Gram Panchayat. Besides these, FNGO team also worked for institutional building and assisted in the formation of User groups for maintenance of water structures constructed by GP.

(v) Sustainability of Institutions:

During the year 2017-18, the FNGO team worked towards ensuring sustainability of Institutions. Various groups such as VGs, UGs, FIGs and FFs of Gramya I, were formed in all four Divisions. The FNGO team assisted in organizing vulnerable households into groups to initiating alternative income generating activities and assisted in maintaining their records. Similarly, in case of User Groups, the FNGO team motivated the User Group members to deposit their contribution for maintenance of water structures for their long term sustainability.

(vi) Micro Credit and Micro Enterprises Development:

FNGO keeps on motivating the Vulnerable Groups and Individual beneficiaries on regular basis to run their IGAs and save money from their earnings after bearing their family expenses. Some of the VGs have deposited their earnings made from their collective IGAs into their groups accounts. Beside, FIGs have been formed at the Ravenue Village levels for promoting various agricultural activities.

FNGO motivated and mobilized these groups for saving and generated the corpus fund of FIGs with contribution by members. The FNGO also took the initiative towards developing banking habits among FIG members (FIGs) with the help of their corpus fund. Various FIGs are involved in micro loaning on minimal interest rates. The interest rates to be charged from the members have been decided by the group members themselves.

Similarly, in the case of User Groups, FNGO field staff supervise their record keeping through during their monthly meetings and motivate them to deposit their contribution into User Group accounts.

(vii) Networking and Market Linkages:

FNGO team also facilitated the process for marketing of products prepared by the groups to enable them fetch a better price. Various FIGs across the four Divisions are engaged producing pickles, Juice, Sauce, Ghee and value addition of local products like pulses etc. and selling them in the market.

(viii) Process Documentation:

To assess the impact of project interventions, the FNGO team captured the data from various project activities like compost making, vegetable cultivation, poultry, dairy farming, plantation and documented them as case studies and success stories. During the year, a number of case studies were documented and published in the monthly progress reports from time to time.

(ix) MIS Handling:

Management Information System is a crucial component of the project. FNGO team maintained the records of data regarding social mobilization of various activities at their office in the form of reports, presentation and case studies.

2.

Scope of Services : Physical Progress Report for FY 2017-18

Social Mobilization, Institution Building and Enhancing Livelihood Opportunities

D	Deliverables	Target/ Number	Achievements/ Remarks
D1	Meetings, PRA, GPWDP and WAS		
A1	i) Social Mobilization, Rapport building and Awareness generation in Project area. ii) Baseline survey of GP Mothi in Kwansi unit	201 GPs 400 RVs	<ul style="list-style-type: none"> FNGO staff facilitated meetings, workshops and visits in all 201 Project GPs and ensured the implementation of their AWP. One GP Mothi has been added in Kwansi unit and baseline survey of the same was initiated in March 2018.
A2	Total Households 18295 and households under wealth ranking in all four Divisions	201 GPs 400 RVs	<ul style="list-style-type: none"> Pauri – 5165 HHs, (A Category 1007 (19.49%), B Category 2083 (40.32%) and C Category 2075 (40.17%) Tehri – 7062 HHs. A Category 1249 (17.68%), B Category 2718 (38.48%) and C Category 3085 (43.68%) Dehradun- 5373 HHs. A Category 1048 (19.44%), B Category 1719 (31.99%) and C Category 2606 (48.50%) PMU, MMWS, Raipur- 695 HHs. A Category 170 (24.46%), B Category 272 (39.13%) and C Category 253 (36.40%)
A3	Ensuring participation of women in programmes and management of project activities through organization of Women Aam Sabhas in their respective RVs.	201 GPs 400 RVs	<ul style="list-style-type: none"> Women Aam Sabhas were organised on quarterly basis in all 201 GPs covering 400 RVs across the four Divisions of Garhwal region. Overall representation of households during quarter-I was 63% and attendance of women 39% across the four Divisions. During quarter-2, representation of

D	Deliverables	Target/ Number		Achievements/ Remarks
				<p>households has remained 59% with 36% women attendance. During fourth quarter, the representation of HHs was 63% and attendance of women was 36%.</p> <ul style="list-style-type: none"> • During last quarter of the year, representation of HHs has improved which stood at 63% against 37% attendance of women. • As a rule, only one woman participates in WAS from one HH. The percentage of women attending WAS indicates only adult women leaving out girls and older women. Thus, the percentage of women attendance remains low as against HHs represented by women.
A4	<p>Participation of women in Gram Sabha Meetings</p> <p>(i) Total Gram Sabha Meetings held</p> <p>(ii) Percentage of women attending Gram Sabhas Meetings</p>	201 GPs	400 RVs	<ul style="list-style-type: none"> • During this financial year (2017-18), 1563 open Meetings of Gram Sabha (GS) were held in 201 GPs across the four Divisions. • In Dehradun Division 182 Gram Sabha Meetings were held in total 54 GPs under the project with 52% attendance of women.. • In Tehri Division 137 open Meetings of Gram Sabhas were held in 78 project GPs during FY 2017-18 with 36% of women participating in these meetings. • In Pauri Division 101 open Meetings of Gram Sabhas were held during the year in 62 project GPs with 60% participation of women. • Similarly, in PMU, MMWS, Raipur 7 Open Meetings were held during this financial year in 7 GPs of the project. Attendance of women in these meetings was 48%.
D2	Vulnerable Households			
A5	In identification of vulnerable households in the villages through participatory approach, maximum coverage	528 No.	201 GPs & 400 RVs	<ul style="list-style-type: none"> • FNGO facilitated the process for identification of Vulnerable households in Project RVs benefitting total 609 households

D	Deliverables	Target/ Number		Achievements/ Remarks
	is given to the poorest of the poor {Vulnerable Individuals (VI)} who are assisted in selection of suitable IGA for their alternative livelihood			<p>during the year 2017-18 across the four Divisions.</p> <ul style="list-style-type: none"> Achievement in coverage of poorest of poor households under Vulnerable Individuals was 115% against the given target for the year. Across all the four Divisions, the formation of Vulnerable Groups was below expectation due to migration of male members. Another reason was disinclination of people to work under collective approach. Another reason was that the households are Identified under vulnerable categories they were not ready to work together and possibilities of collective IGAs were also not feasible. Thus the target of vulnerable Individuals was increased.
A6	Identification of vulnerable households in the villages through participatory approach and facilitating their organisation into Vulnerable Groups (VG)} and assisting in selection of suitable IGA for their alternative livelihood	168 No.	201 GPs & 400 RVs	<ul style="list-style-type: none"> During the financial year 2017-18, the target was set up for formation of 168 Vulnerable Groups (VGs). FNGO team explored the possibilities for formation of VGs in various RVs where vulnerable households were Identified. It was observed that people generally do not show much interest in collective working and prefer working individually. However, a few HHs who volunteered to work collectively were formed in groups. Thus, total 81 Vulnerable Groups were formed across four Divisions during the year against the target of 168. Due to less potential for collective working, the target for formation of VG was revised downward. In all the four Divisions, 1154 Vulnerable Individual HHs have benefited from VG Fund till March 2018. By the end of March 2018, 168 VGs were formed in all the four

D	Deliverables	Target/ Number		Achievements/ Remarks
				<p>Divisions benefitting 991 HHs from this activity.</p> <ul style="list-style-type: none"> In all four Divisions 2145 HHs.
D3 User Groups (UG) & Maintenance Fund				
A7	Assisting in formation of User Groups (UGs) with MDT in project location where water structures are constructed by the GP under GPWDP	-	-	<ul style="list-style-type: none"> FNGO team mobilized and motivated the user community enjoying the benefits of water bodies constructed during the year (2017-18). As a result of mobilization, 120 new User Groups were formed during the year for maintenance of these water structures in all the four Divisions. Thus, the total number of User Groups formed in the four Divisions are 263 till March 2018.
A8	<p>(i) Facilitating UGs for developing and adopting byelaws of UGs</p> <p>(ii) Assisting in opening of bank accounts of UGs in nearby Bank</p> <p>(iii) Motivating and mobilizing UGs for depositing their contribution in joint O&M Bank accounts for maintenance of water structures</p>			<ul style="list-style-type: none"> FNGO team assisted UGs in all the four divisions in preparation of byelaws for smooth functioning. After framing of byelaws, 88 newly formed User Groups opened their joint accounts in the nearby Bank. By the end of financial year 2017-18, all the divisions put together, the total amount available in User Group accounts is Rs. 4,51,876.00. The fund will be utilized in maintenance of water bodies after withdrawal of the Project.
D4 Capacity Building of CBOs				
A9	<p>(i) Assisting MDT in preparation of capacity building plan for VGs, UGs and FIGs</p> <p>(ii) Providing technical support and training to User Groups</p>	-	-	<ul style="list-style-type: none"> FNGO team assessed the training needs of VGs, UGs and FIGs for effective functioning and prepared capacity building plan for these groups and facilitated in conducting regular meetings, recording checking, management of group fund, collection of contribution and depositing the same into groups' accounts. Assisted in trainings and exposure tours organised for VG, UGs, FIG's members.

D	Deliverables	Target/ Number		Achievements/ Remarks
A10	Social Audit using Participatory Monitoring & Evaluation (PME) Tools			
	(i) Facilitating in conduction of PMEs in Project GPs (ii) Providing feedback on PMEs conducted in Project GPs	201 GPs	200 GPs	<ul style="list-style-type: none"> • During this year, the PME round -2 was initiated in all the 200 out of 201 GPs in all the four Divisions. PME in one of the GPs, namely Jogio in Chakrata Unit could not be conducted due to some dispute among villagers. • During PME round-2, the FNGO facilitated the process alongwith MDT and PME teams formed in all the 201 GPs. • During PME round-2, complete community involvement in monitorint and evaluation of works done by the GP was observed.. • Community cheked the planning, implementation, handling of funds, procurement and maintenance of assests. • The purpose of monitoring and evaluation by the stakeholders was to check that the planned interventions are being executed as per the intended objectives. • Community gave corrective actions wherever the work was not found in line with the intended objective.

3.

Qualitative Review of Institutions in Project Area

(I) Social and Institutional Aspects of the Project:

A decentralized approach towards Planning, Implementation and Monitoring of the Project and setting up of Gram Panchayat as main institution is the key feature of the Project. For better planning and Implementation of works under GPWDP, Revenue Village Committee (RVC) has been formed in each Project village across all the four divisions.

(II) Water and Watershed Management Committees (WWMCs) & Revenue Village Committees (RVCs):

Institution building in the Project areas has been the main focus of the FNGO and the same has been done by involving the village community in planning, implementation, monitoring and evaluation of project activities. Apart from these, village community is involved in handling of funds and procurement and maintenance of assets created under the Project. Gram Panchayat is the main implementing agency of Gramya II. FNGO interacts with WWMC and RVC at Gram Panchayat and village levels and provides support in record keeping and recording minutes of meetings, etc. In the Project GPs, total 203 WWMCs and 306 RVCs have been formed in the four Divisions comprising of 1120 and 3114 members, respectively. The GP level institutions are actively involving in implementation of their AWP.

SN	Division	Total Committees Formed	Total Members	Female Members					% of women
				SC	ST	OBC	General	Total	
WATER AND WATERSHED MANAGEMENT COMMITTEE (WWMC)									
1	Pauri	63	382	51	0	0	190	241	63%
2	PMU (MWS) Raipur	7	42	2	0	1	21	24	57%
3	Dehradun	55	329	72	108	8	0	188	57%
4	Tehri	78	467	74	2	188	0	264	57%
Total		203	1220	199	110	197	211	717	59%
REVENUE VILLAGE COMMITTEE (RVC)									
1	Pauri	131	1134	126	0	0	561	687	61%
2	PMU (MWS) Raipur	23	161	8	0	0	82	90	56%
3	Dehradun	74	690	168	180	8	0	351	51%
4	Tehri	78	1129	152	1	433	0	586	52%
Total		306	3114	454	181	441	643	1714	55%

(III) Village Motivators:

One-woman motivator is designated in each Revenue village, except in case of uninhabited Revenue Villages. Thus, the total number of Village Motivators in four Divisions is 374. The role of these Village Motivators is to mobilize the village community, especially women and ensure their strong participation in Project activities at their village through Women Aam Sabhas.



For capacity building of these Village Motivators, Pauri Division organized 5 workshops each month with the support of FNGO Facilitators. It was observed that average 93% of Village Motivators participated in these workshops. Tehri Division also organized 3 workshops for these Village Motivators during each month of the year at their Project unit which were attended by about 83% of the Motivators. Similarly, Dehradun Division also organized 3 workshops for these Motivators in their respective Project units during each month of the year which were attended by 97% of the Motivators. PMU, Raipur organizes one workshop for Village Motivators every month and around 96% of the Motivators participate in these workshops.

SN	Division	No. of Motivators	Average Attendance in Meeting (%age)
1	Pauri Division	131	93%
2	Tehri Division	141	83%
3	Dehradun Division	77	97%
4	PMU (MWS) Raipur	25	96%
Total		374	92%

Besides this, the expectation from the Woman Motivators is to facilitate the process for formation of livelihood groups comprising vulnerable households and providing all possible support to them. Although, most of the Motivators live outside the villages (other places) but it has been observed that in village level programmes, meetings and visits they come to

their villages and try to ensure complete participation of village communities and provide necessary support in identification and formation of livelihood groups comprising Vulnerable households in the Project villages across all the Divisions.

(IV) Women Aam Sabhas:

At least 50% women participation in the project interventions is expected at the village level committees to ensure inclusion of their needs, concerns and issues emerging in Women Aam Sabhas into the GPWDPs during the planning phase. FNGO conducted 343 Women Aam Sabhas in 201 GPs during the year and included 2081 issues out of 2740 issues which were raised on fruit processing trainings, tailoring, plantation, compost pits, shelters, improved seeds, flour mill, bridal paths, mangers and exposure tours etc.

The broader purpose of the Women Aam Sabha is to review those activities that target women beneficiaries the most. After the planning phase, Women Aam Sabhas are regularly organized at the Revenue Village level on quarterly basis for implementation of their issues which were included in their respective GPWDPs. The progress of their needs, issues and concerns incorporated into GPWDPs is ongoing. Women are updated about the issues resolved by WWMC under their AWP in monthly meetings.



Social Mobilization is an effective tool in implementation of Project activities at the village level, especially for women folk and vulnerable sections of the society, such as Schedule Caste and Schedule Tribes. FNGO team facilitated various activities for women and vulnerable sections through meetings, workshops, trainings, exposure visits, IG Activities and new techniques and technologies for agriculture and livestock. As a result of these activities, women and vulnerable sections actively participate in planning, implementation, monitoring, evaluation and decision making in the Project.

Besides these, conducting WAS, organizing skill trainings for women and supporting Vulnerable Individuals and Groups had been the key activities during the year. Brief summary of these activities is given below:

WAS Part-I :

First of all, the FNGO assessed the impact of Social Mobilization through Women Aam Sabhas (WAS) which are continuously conducted by the FNGO since planning phase. For the planning and preparation of comprehensive GPWDPs, FNGO conducted total 343 WAS. These WAS were conducted by the FNGO in two parts. In part one the FNGO assisted in conducting 304 WAS meetings covering 361 Revenue Villages in 182 Gram Panchayats (GPs) in all the four Divisions of Garhwal Region. These meetings were attended by 14531 adult women out total 30204 adult women population. These Women Aam Sabhas (WAS) raised total 2340 issues of which 1745 were incorporated in the GPWDPs of their respective GPs.

WAS Part-II :

Similarly, during Part-II, 19 comprehensive GPWDPs were prepared and FNGO conducted 39 WAS in these GPs of Tehri and Dehradun Divisions. In these women Aam Sabhas, total 2155 adult women out of 3724 women attending the meetings and raised 398 issues of which 336 were incorporated in the GPWDPs of their respective GPs.

Overall Progress:

In all the four Divisions in Garhwal region, FNGO conducted total 343 women Aam Sabhas which were attended 16686 women out of total 33928 women population. Total 2740 issues were raised in these meetings, of which 2081 were incorporated in their respective GPWDPs.

Achievement:

Participation:

The Project addressed gender issue ensuring 50% participation of women in all its activities.

Thus, the participation of 49% of the total adult women in project activities across all the four Divisions is a good indicator of women participation in planning of their GPWDPs. Conventionally, during the planning process, women did not take active part at the village and Gram Sabha levels and these meetings were dominated by male members of the community who took all decisions on behalf of women folk.

Voice of Women:

Gramya-II provided women Aam Sabha as appropriate forum for women, where adult women of the Gram Sabha can have their say and play an active role in discussing and raising the problems which concern them the most and collectively find solutions to them by incorporating them into the GPWDP. For the planning and preparation of GPWDPs across all the found divisions, total 343 women Aam Sabhas were conducted by the FNGO covering 400 Revenue Villages of 201 GPs. Women raised their voice through 2738 issues in the WAS.

Issues Incorporated:

After scrutinizing these 2738 issues, 2081 of them were incorporated in their respective GPWDPs across all the four Divisions, which formed 76% of the total issues raised in WAS, which speak the quality of thinking and understanding of village issues by women. The progress in resolving the issues incorporated by women in their GPWDPs are in process.

Participation of Women in Implementation of AWP:

After incorporating the issues raised by women during their Aam Sabhas in their respective GPWDPs, Annual Work Plans (AWPs) were prepared in all the GPs of four Divisions and women are monitoring and tracking the progress of AWP through quarterly general body meetings of adult women of the villages. During these WAS meetings in second year of Project Implementation, it was observed that the attendance of women is decreasing and only one women is seen participating from one household due to workload as a result of migration of people from the hills districts to the plain areas of Uttarakhand State. During the World Bank Mission visits to Garhwal region in 2016, the issue regarding attendance of women in Aam Sabhas at Revenue village level was discussed and it was reached that the representation of households by women should be considered the criteria for attendance of women in WAS meetings.

During this fiscal, FNGO conducted 360 women Aam Sabhas in the first quarter and representation of household by women in these meetings was 63%. During the second quarter, 383 women Aam Sabhas were organized where the representation of households by women was 59%. Similarly, during the third and fourth quarter of the year, the

representation of households by women across all the four divisions was 61% and 63% respectively in 348 and 397 conducted at the RV level.



The details of women Aam Sabhas conducted across all the four Divisions of Gramya-II, during FY 2017-18 are given ahead (table 1&2):

Table-1: Status of Women Aam Sabhas conducted in I & II Quarters of 2017-18

SN	Division	Quarter - 1 (Apr-Jun 2017)				Quarter - 2 (Jul-Sep 2017)			
		No. of WAS Organized	No. of RVs Covered	Representation of HHs (%age)	Women Attended the WAS (%age)	No. of WAS Organized	No. of RVs Covered	Representation of HHs (%age)	Women Attended the WAS (%age)
1	PMU (MWS) Raipur	20	22	77%	49%	7	7	82%	45%
2	Pauri Division	133	163	64%	44%	116	163	66%	44%
3	Tehri Division	139	141	66%	40%	141	141	57%	37%
4	Dehradun Division	68	73	58%	34%	67	72	53%	29%
Total		360	399	63%	39%	331	383	59%	36%

Table-2: Status of Women Aam Sabhas conducted in III & IV Quarters of 2017-18

SN	Division	Quarter - 3 (Oct-Dec 2017)				Quarter - 4 (Jan-Mar 2018)			
		No. of WAS Organized	No. of RVs Covered	Representation of HHs (%age)	Women Attended the WAS (%age)	No. of WAS Organized	No. of RVs Covered	Representation of HHs (%age)	Women Attended the WAS (%age)
1	PMU (MWS) Raipur	24	22	66%	47%	20	20	69%	49%
2	Pauri Division	116	163	64%	42%	116	163	66%	42%
3	Tehri Division	139	139	59%	35%	141	141	61%	36%
4	Dehradun Division	69	73	61%	33%	69	73	63%	34%
Total		348	397	61%	36%	346	397	63%	37%

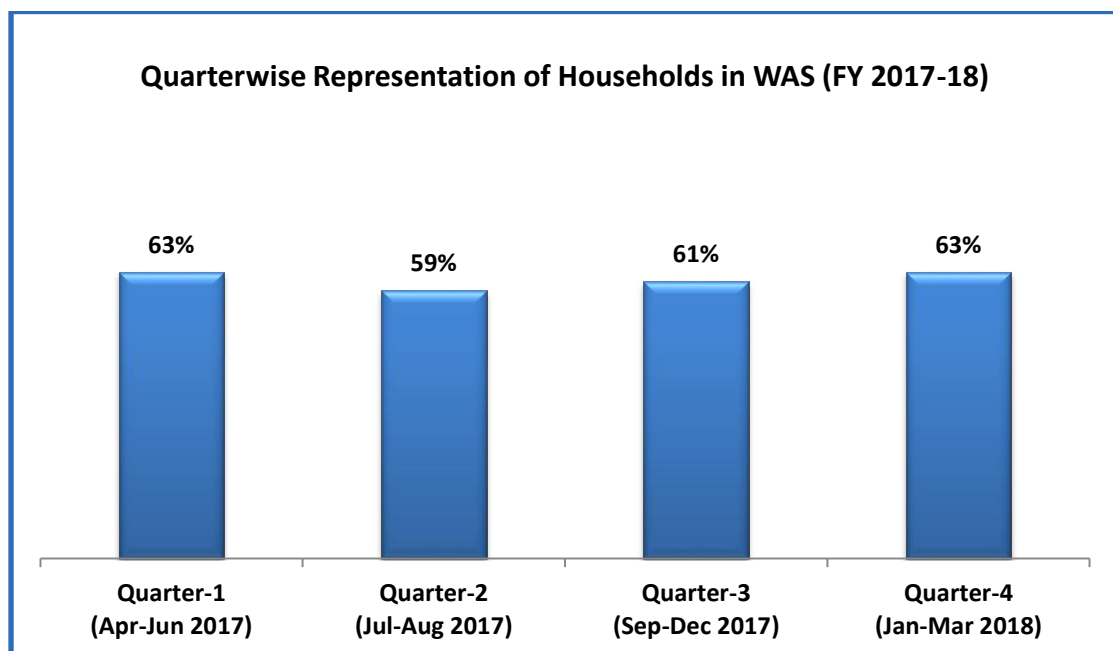
Quarterly Assessment of Representation of Households in Women Aam Sabhas:

- (i) In the first and last quarters of the year, the representation of households in year 2017-18 is almost similar with little variation across different quarters. This points

towards constant interest of women in planning, evaluation and completion of works of their AWP. In the first quarter they had prepared their AWP's incorporating their remaining issues. The last quarter of the year was based on the progress of their works which were proposed in the AWP in the beginning of the financial year.

- (ii) During third and fourth quarters of this financial year 2017-18, the participation and representation of households by women was, respectively, 59% and 61%. It indicates towards a healthy representation of households by women in the women Aam Sabhas organized for monitoring and evaluation of works under AWP's of their respective GPs across the four Divisions. However, marginally low attendance of women in WAS meetings had been on account of heavy rains during the monsoon season, as a result of which approach from one place to another becomes difficult to landslides and damaging of bridge paths. Thus, the representation of households by women has been recorded to be low during this period.

During winter season, the work load on account of agricultural activities remains low and thus, women can devote more time in organizing and attending Women Aam Sabhas and can concentrate on developmental activities during this period. During interaction with women during meetings and other visits, it is observed that they keep themselves well informed about the activities being undertaken and the works being implemented through the project under AWP. So the discussions were held in all GPs and Aam Sabhas meetings about the AWP's works, as such activities provide them with wage employment as well.



(V) Vulnerable Individuals and Groups:

During this financial year (2017-18), total 609 Individual and 81 Group IGAs were supported under the project benefitting 1068 vulnerable households. A total of 1068 vulnerable individual beneficiaries were funded with Rs. 2,46,97,750 for establishing their IGAs during the year 2017- 2018. The progress against the Indicators of vulnerable groups and Individuals and their livelihood activities directly contributed to these Group and Individual incomes. The progress of Vulnerable Group and Individual activities undertaken during this fiscal and their cumulative progress has been described in detailed here.

(i) Vulnerable Individuals:

With the view to increasing participation of vulnerable households in the implementation of Project, FNGO conducted meetings of vulnerable households at village level and motivated and mobilized them to take up Income Generating Activities (IGAs) for their social and economic upliftment across all the four Divisions of Garhwal region during the financial year 2017-18.



Consequent to Social Mobilization of vulnerable households, the FNGO team facilitated the process and identified and prepared proposals for 609 Vulnerable Individuals across all the four divisions against a target of 528 Vulnerable Individual beneficiaries. These Individual

beneficiaries are actively participating in other Project management activities. Division-wise details of Vulnerable Individual beneficiaries for the year are given below:

Progress of vulnerable Individuals Financed 2017-18

SN	Division	Target of VIs for FY 2017-18	Total VIs funded during FY 2017-18	Target Achieved	Fund Granted (in Rs.)
1	PMU Model MWS, Raipur	30	51	170%	15,30,000
2	Pauri Division	123	127	103%	33,23,000
3	Tehri, Thatyur	200	223	112%	60,13,750
4	Dehradun, Vikasnagar	175	208	119%	62,40,000
Total		528	609	115%	1,71,06,750

Achievement: This year the target under the Vulnerable Individuals for all the four Divisions was fixed at 528 for the year. In certain cases, it becomes a bit difficult to identify likeminded people to come together and form a group to take up IGA collectively. FNGO teams analyzed the ground realities of vulnerable households where people were hesitant to take up IGA collectively, it was found that the individual approach for taking up a venture was a good option for them. Therefore, the target of Individual beneficiaries was revised upward and 609 Vulnerable Individual beneficiaries were granted aid against 528 Individuals thus achieving a target of 115%. All the selected beneficiaries have received funding through their Gram Panchayats and have initiated their IGAs.

Gender-wise Analysis of Vulnerable Individuals:

Addressing gender in participation and decision making in Project planning and Implementation by the community is a key feature of the Project. Participation of vulnerable sections of the society, especially women in all project activities is mandatory. This year FNGO financed 609 Individual beneficiaries of which 237 were female beneficiaries from vulnerable households. The details of gender wise status of Vulnerable Individuals are given in the table below:

Gender wise status of Vulnerable Individuals (FY2017-18)

SN	Division	Male		Female		Total
		No.	%age	No.	%age	
1	PMU Model MWS, Raipur	28	55%	23	45%	51
2	Pauri Division	88	69%	39	31%	127
3	Tehri, Thatyur	120	54%	103	46%	223
4	Dehradun, Vikasnagar	136	65%	72	35%	208
Total		372	61%	237	39%	609

Achievement: The above table shows gender-wise analysis of vulnerable Individuals beneficiaries funded during the year for initiating their alternative income generating activity. It is a significant achievement that out of total beneficiaries across all the divisions 39% were poor women selected for being funded for establishing alternative livelihood for their families. Tehri division topping the list financed 103 poor women out of 237 vulnerable Individuals, which is 46% of the total beneficiaries and this is a remarkable achievement followed by 45% females in PMU, Raipur. Pauri Division, however, reported the lowest number of female beneficiaries with 31%. However, overall funding to 39% women beneficiaries points towards women empowerment through Gramya-II, whereby women have shown keen interest in initiating their own livelihood activities as individual beneficiaries.

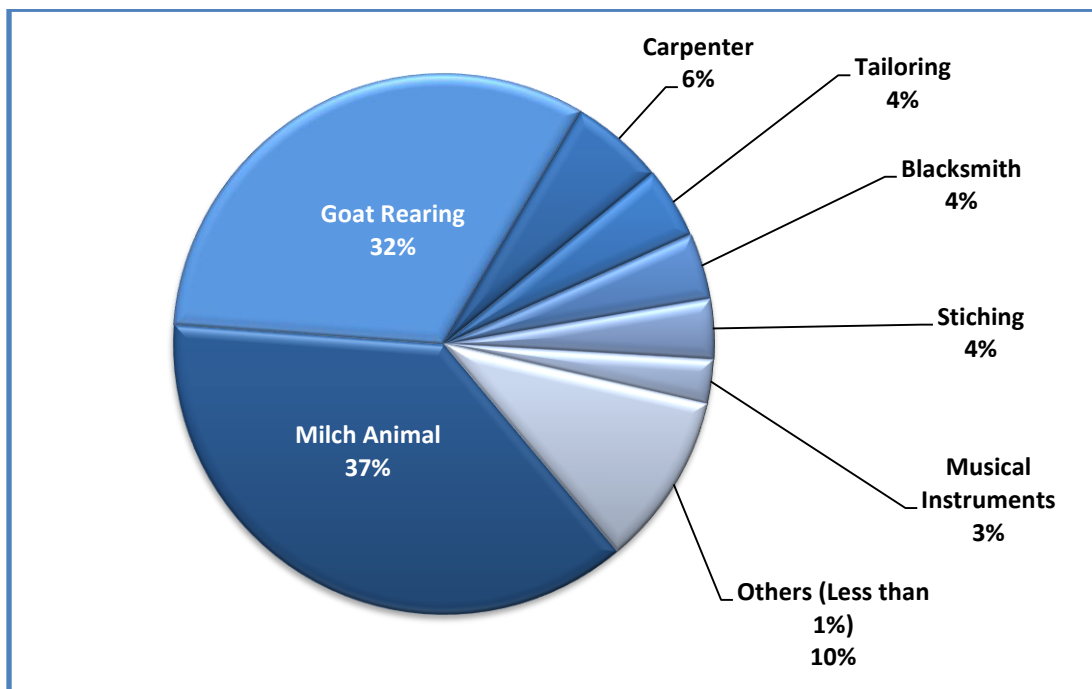
Sectoral Analysis of Vulnerable Individuals:

Going by sectoral progress of Vulnerable Individuals, 71.10% have opted for livestock activities for their alternative livelihood. These being the traditional activities for generating cash income, the people appear to show interest in these activities. The modern technical professions are in the lower strata of IGA sectors. However, other traditional professions, such as Carpenter, blacksmith, tailoring, etc. also has a good percentage of people showing their interest in opting for these skill based activities in different traditional livelihood activities. The sector-wise analysis of Vulnerable Individual activities are given in the Table-3 below:

Sector-wise Status of Vulnerable Individuals (FY 2017-18)

SN	Sector wise Income Generating Activities	Total VIs Funded	
		No.	%age
A	Livestock Sectors		
1	Milch Animal	227	37.3%
2	Goat Rearing	197	32.3%
3	Poultry	8	1.3%
4	Mule/Horse	1	0.2%
	Sub- Total	433	71.10%
B	Traditional Occupational Sectors		
5	Carpenter	34	5.6%
6	Tailoring	26	4.3%
7	Blacksmith	24	3.9%
8	Barber	7	1.1%
9	Musical Instruments (Bajgi, Band baja, Dhol Damau, Masakbaj)	16	2.6%
10	Water Mill	3	0.49%
11	Cobbler	1	0.2%
12	Stitching	22	3.6%

SN	Sector wise Income Generating Activities	Total VIs Funded	
		No.	%age
13	Mason	6	1.0%
Sub-Total		139	22.82%
C	Modern Technical Sectors		
14	Electrician	9	1.5%
15	Sound System	5	0.8%
16	Plumber	4	0.7%
17	Beauty Parlour	3	0.5%
18	Flour Mill	3	0.5%
19	Grocery Shop	2	0.3%
20	Cosmetic	1	0.2%
21	Handicraft	1	0.2%
22	Catering	2	0.3%
23	Juice corner (Machine)	1	0.2%
24	Masala Chakki	1	0.2%
25	Mobile Repairing	1	0.2%
26	Photographer	1	0.2%
27	Photostat Shop	1	0.2%
28	Tyre repairing	1	0.2%
29	Videographer	1	0.2%
Sub-Total		37	6.07%
Total		609	100.0%



(ii) Vulnerable Groups

Progress:

Just as in case of Vulnerable Individuals, FNGO field team also mobilized the vulnerable households in the project area to take up group activities for their livelihood. Project has set the target of 168 Vulnerable Groups (VGs) across all the four Divisions.



FNGO teams discussed IGA options with vulnerable households in the project area. It was found that it is a bit difficult to identify likeminded people to form groups of vulnerable households to take up income generating activities collectively. However, the FNGO team made its best efforts in this direction motivating and mobilizing the eligible households to come together to establish collective business ventures. The success was achieved with the formation of 81 vulnerable groups against the annual target of 168, which falls much below the target. The details of vulnerable groups received funds under vulnerable group fund are given below:

Status of Fund Released to Vulnerabel Groups for the Year 2017-18

SN	Division	Target of VGs for FY 2017-18	Total VGs funded during FY 2017-18	Target Achieved	Fund Granted (in Rs.)
1	PMU Model MWS, Raipur	13	1	8%	1,00,000
2	Pauri Division	4	3	75%	1,87,000
3	Tehri, Thatyur	78	23	29%	19,34,000
4	Dehradun, Vikasnagar	73	54	74%	53,70,000
Total		168	81	48%	75,91,000

Achievements: The above table shows the progress and achievement against the funding of Vulnerable Groups during year 2017-18. The achievement against this component of the project is not very encouraging and shows only 48% achievement of target for the year. A funding of Rs. 75.91 lakh has been done for establishing alternative livelihood by the groups.

Gender-wise Analysis:

As enumerated earlier, the activities being implemented by Gramya-II show the empowerment of women with more and more women coming forward to take up income generating activities either individually or collectively. As in the case of Vulnerable Individuals, women in Vulnerable Group activities have also shown remarkable turnout with 199 women participating in collective income generating activities out of total 459 beneficiaries of vulnerable groups across four project divisions. Going by divisions, Pauri has topped the list of women participants in Vulnerable Group with 47% women members, following by 46% in Dehradun. Although the higher incidence of men migration in Pauri District could be one valid reason in case of women taking the lead in income generating activities. In Dehradun Division, the agriculture had been the major source of income of households but the scenario seems to have changed in the recent past with several families migrating to the plains in search of jobs and education for their children, thus weakening of interest in agriculture activities. Thus, several women seem to have come forward to take up alternative livelihood for generating cash income for their households. Catering and tent house are the major focus activities in case of groups ventures providing good source of livelihood of vulnerable women collectively. This has also helped the women to come over their hesitation in taking up alternative income generating activities. Details of gender-wise analysis across four Divisions of the Project are given in the table below:

Gender-wise analysis of Vulnerable Groups (FY 2017-18)

SN	Division	Male		Female		Total
		No.	%age	No.	%age	
1	PMU Model MWS, Raipur	3	60%	2	40%	5
2	Pauri Division	10	53%	9	47%	19
3	Tehri, Thatyur	98	61%	63	39%	161
4	Dehradun, Vikasnagar	149	54%	125	46%	274
Total		260	57%	199	43%	459

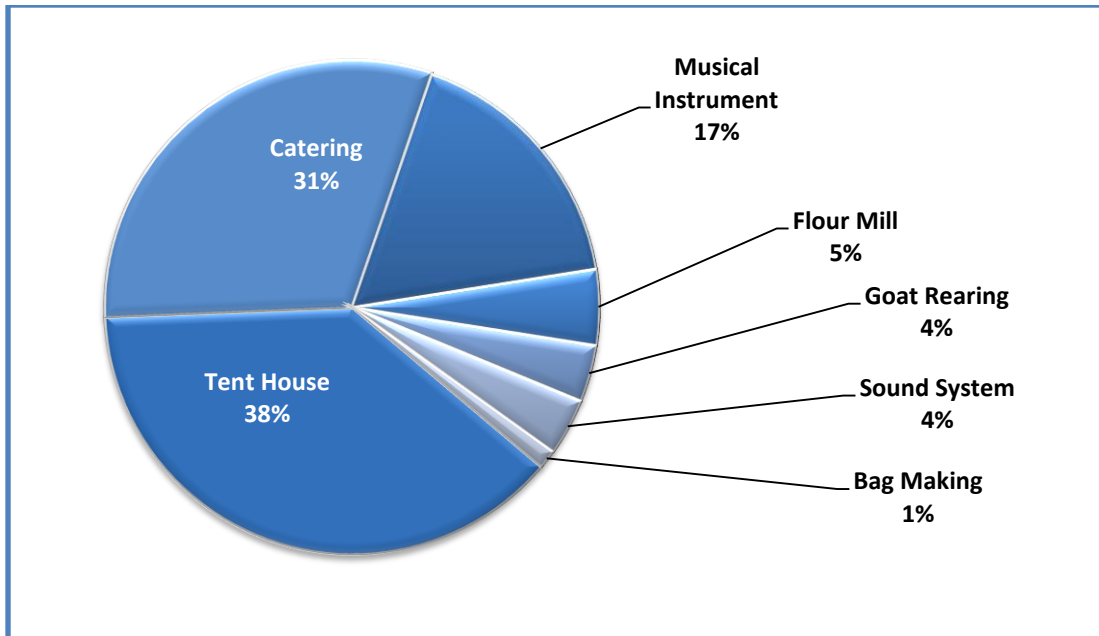
Sectoral Analysis of Vulnerable Groups and their Participation in the Project:

In case of activities initiated with project support from vulnerable grant fund by Vulnerable Groups in the project area, Tent House and Catering remains the activity of major choice by most of the groups with 37% and 31%, respectively opting for these activities. This is owing

to the absence of such facilities in the village locations and its potential during marriage season. This is followed by another preferred option of Band party and Dhol-Damau (local musical instruments), which again has a potential during marriage season, with 17% groups opting for the same. The details of sector-wise analysis of group IG Activities of this year (2017-18) have been given in table below:

SN	Income Generating Activities	Total VIs Funded	
		No.	%age
1	Tent House	31	38%
2	Catering	25	31%
3	Musical Instrument (Vadhya Yantra/ Dhol Damau, etc.)	14	17%
4	Flour Mill	4	5%
5	Goat Rearing	3	4%
6	Sound System	3	4%
7	Bag Making	1	1%
Total		81	100%

Detailed List of Vulnerable Individuals and Groups is given at Annexure 1A & 1B.



(iii) Cumulative Progress of Vulnerable Individuals and Groups:

Socio-economic Profile of Households:

During last three years (from April 2015 to March 2018), Vulnerable Groups/Individuals have become a big economic force in the Project villages across the four project Divisions. According to the baseline information of PRA during planning phase and GPWDP of 201 GPs

of four Divisions, there are 18295 households in four Divisions. To assess the socio-economic status of these households, wealth ranking was done by the community members during PRA who categorized these households into three Income Groups, i.e. Higher Income Group (HIG), Middle Income Group (MIG) and Lower Income Group (LIG). The criteria for determination of the Income Groups was decided by the community and was village and locality specific

As a result of the Wealth Ranking in all the RVs (Revenue Villages) of 201 Gram Panchayats (GPs), 8019 households were found in Lower Income Group across all four Divisions, i.e., 2075 Pauri (40.17%), 3085 Tehri (43.68%), 2606 Dehradun (48.50%) and 253 PMU, Raipur (36.40%). In Dehradun Division, majority of households were living under poverty conditions whereas this figure was the lowest in case of PMU, Raipur.

Similarly, in case of Higher Income Group, PMU, Raipur at 24.46% households has the largest percentage of this category, with Tehri being the lowest with 17.68%. Whereas, Pauri and Dehradun Divisions have 19.49% and 19.44% higher groups households, respectively. The Middle Income Group stood at 37.12% in all the four divisions put together with 6792 households in this category. Details of three economic category of households across the four Divisions are given in the table below:

Economic Profile of Households

Division	Total HHs	Higher Income Group	%age of Group	Middle Income Group	%age of Group	Lower Income Group	%age of Group
Pauri	5165	1007	19.49	2083	40.32	2075	40.17
Tehri	7062	1249	17.68	2718	38.48	3085	43.68
Dehradun	5373	1048	19.44	1719	31.99	2606	48.50
PMU, Raipur	695	170	24.46	272	39.13	253	36.40
Total	18295	3474	18.99	6792	37.12	8019	43.83

Overall Progress of Vulnerable Groups/Individuals:

The main focus of the Project is on socio-economic upliftment of 8019 households which were identified in the Lower Income Group (LIG) under the Project through PRA across four Divisions during planning phase. Hence the, FNGO has focused its attention on involving these households in Income Generating Activities which are economically viable and locally feasible and also beneficial for their families. A total of 1194 Individual IGAs and 168 Group IGAs have been supported under the Project benefitting 2185 households. A total grant of Rs. 4,76,15,670.00 has been distributed to vulnerable households till 31st March 2018.

In case of Vulnerable Individuals, Rs. 3,22,34,770.00 has been invested on 1194 members by the end of March 2018, across all the Divisions. The average amount invested on each Individual beneficiary comes to Rs. 26,947.00 against which they have made an average case income of Rs. 9,398.00 during last two years. Although, some individual beneficiaries have been funded recently and their IGAs have not yet started generating income, although such beneficiaries have been taken into account while calculating the average income.

Similarly, in the case of 168 Group IGAs which were funded from the Project to the tune of Rs 1,5380,900.00 till March 2018 benefitting overall 991 members. The average income of their 991 members has come to Rs. 15,520.00 during the last two years as on 31st March 2018. As in the case of vulnerable individuals, some vulnerable groups have also received fund and have not initiated their IGA, but their name has been included while calculating the average income of vulnerable groups households. A brief income estimate of Vulnerable Group and Individual households during last two years (2016-2018) is given in the table below:

Status of Vulnerable Individuals funded & estimated Income up to March 2018

Division	Total no of HHs Benefitted	Total Funds Released (in Rs.)	Estimated Cash Income up to March 2018 (in Rs.)
Tehri	441	1,16,52,970	30,18,780
Pauri	248	68,14,800	41,47,720
Dehradun	382	1,00,77,000	29,36,347
PMU, Raipur	123	36,90,000	11,19,519
Total	1194	3,22,34,770	1,12,22,366

Status of Vulnerable Groups funded & estimated Income up to March 2018

Division	No. of Groups Benefitted	Total no of HHs benefitted	Total Funds released (in Rs.)	Estimated Income up to March 2018 (in Rs.)
Tehri	59	413	49,40,000	12,27,535
Pauri	13	79	9,20,900	5,65,438
Dehardun	82	429	81,20,000	4,82,832
PMU, Raipur	14	70	14,00,000	2,08,701
Total	168	991	1,53,80,900	24,84,506

(VI) User Groups:

The project has a mechanism of maintaining the assets, mainly water structures, created under the project through a group of people enjoying the benefit of such assets. These groups are called User Groups, who collectively avail the benefits of these assets and

contribute financially to the corpus of their group towards user charges for maintenance of their assets for its longevity and sustainability. With a view to promoting the concept for maintenance and upkeep of assets created by the project in the villages, 120 User groups were formed during the financial year ending 31st March 2018 in addition to 143 groups formed till the previous year across all the four divisions. Apart from this, the Field team facilitated the process for opening of Bank Accounts of these User Groups and depositing of their contribution in the same. With dissolving of three User Groups for power tillers in Dehradun Division, 140 previously formed UGs are still operational across the 4 divisions.



Formation of User Groups:

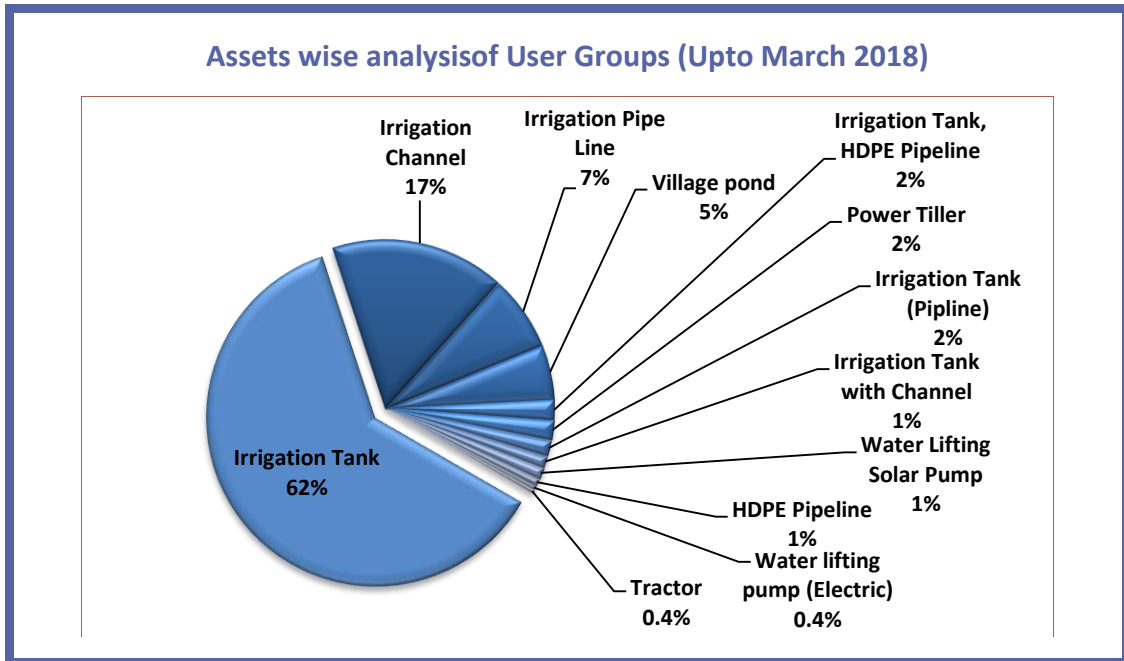
In addition to those previously functional 140 User Groups across the four Divisions, 120 new User Groups have been formed during the year 2017-18 for maintenance and proper use of assets created under the financial year ending 31st March 2018. Thus, the total number of User Groups for under the project in four divisions of Garhwal Region has reached 260. Cumulative progress for formation of User Groups (**Annexure-2**) is given in the table below:

Division	Unit	User Groups Formed Till Mar. 2017	User Groups transferred to FIGs	User Groups Formed (FY 2017-18)	Cumulative Progress as on March 2017
PMU, Raipur	Thano	06	-	5	11
Total	1 Unit	06	-	5	11
Pauri	Kandalinadi	11	-	7	18
	Patisain	07	-	17	24
	Santoligad	06	-	9	15
Total	3 Units	24	-	33	57
Tehri, Thatyur	Kempty	04	-	7	11
	Nainbag	12	-	12	24
	Thatyur	17	-	39	56
Total	3 Units	33	-	58	91
Dehradun, Vikasnagar	Chakrata	21	1*	1	21
	Kwansi	31	1*	23	53
	Sahiya	28	1*	0	27
Total	3 Units	80	3	24	101
Grand Total	10 Units	143	3	120	260

*Three power tillers provided to User Groups have been transferred to three FIGs and the User Groups formed for these power tillers have been dissolved. Thus, there are 140 previously formed groups left.

Activity wise analysis of User Groups

Assets	Divisions				Grand Total
	Dehradun	Pauri	PMU Raipur	Tehri	
HDPE Pipeline	0	0	2	0	2
Irrigation Channel	5	10	0	29	44
Irrigation Tank	82	21	2	57	162
Irrigation Tank with Channel	0	2	0	1	3
Irrigation Tank, HDPE Pipeline	0	0	5	0	5
Power Tiller	0	5	0	0	5
Tractor	0	1	0	0	1
Village pond	6	4	1	3	14
Water lifting pump (Electric)	0	1	0	0	1
Water Lifting Solar Pump	0	2	1	0	3
Irrigation Tank with Pipeline	8	3	0	1	12
Irrigation Pipeline	0	8	0	3	11
Grand Total	101	57	11	94	263



Joint Accounts Opened:

As stated earlier, the User Groups formed for use and maintenance of community assets are motivated by the FNGO field staff for making their contribution into their group's corpus fund and ensure that the same is deposited into the bank accounts opened for the purpose. To ensure this, total 189 bank accounts have been opened with regard to the User Groups formed till 31st March 2018. The Unit-wise details of bank accounts opened and the contributions made therein, are given in the table below.

Division	Unit	Status upto March 2018		
		No. of UGs Opened Bank Account	No. of UGs Depositing Amount	Amount Deposited in Account (in Rs.)
PMU, Raipur	Thano	9	9	46,400
Total	1 Unit	9	9	46,400
Pauri	Kandalinadi	15	15	46,216
	Patisain	19	19	1,16,167
	Santoligad	9	9	50,043
Total	3 Units	43	43	2,12,426
Tehri, Thatyur	Kempty	2	2	1,000
	Nainbag	13	13	27,800
	Thatyur	21	21	65,250
Total	3 Units	36	36	94,050
Dehradun, Vikasnagar	Chakrata	21	21	12,600
	Kwansi	53	53	50,300
	Sahiya	27	27	36,100
Total	3 Units	101	101	99,000
Grand Total	10 Units	189	189	4,51,876

From the table, it can be seen that total Rs. 4,51,876.00 have been deposited into User Group accounts till financial year ending 31st March 2018 with Pauri Division topping the list with Rs. 2,12,426.00. The details have given as follows:

(VII) SOCIAL AUDIT - Participatory Monitoring & Evaluation

Uttarakhand Decentralized Watershed Development Project, Phase-2 being a community demand driven Project is implemented by Gram Panchayats, with due involvement of local communities in planning and implementation of the Project. The FNGO supports in preparation of Gram Panchayat Watershed Development Plan (GPWDP) through bottom up approach of planning and with active participation of stakeholders in their respect GPWDP planning and implementation. The Project is administered and implementing by the Gram Panchayats. Therefore, it becomes mandatory to involve wider range of stakeholders at micro level for Monitoring and Evaluation of project through a more participatory approach.



PME is an effective tool in assesment of change brought about by implementation of Project activities and is intended at involving village community in this process. Conventionally, this process was done by usually external experts in the project against set indicators. But in adoption of a complete participatory approach, this process has been introduced for complete community involvement for tracking, monitoring and evaluating the project activities. Participatory Monitoring & Evaluation (PME) is the process of social audit,

which involves project beneficiaries and other stakeholders in the monitoring and evaluation of the project. The process is aimed at assessing that the planned interventions have been executed in line with the intended objectives.

Review of Performance of PME Teams:

PME teams played an active role in successful organization of PME in all the 201 GPs across the four Divisions. Before initiation of Round-2 of the PME, the performance of previously formed PME team was reviewed by the FNGO and MDT members. The performance was based on their full involvement in conduction of PME Round -1. After serious discussion on the involvement of PME team members in monitoring and evaluation of Project works. The conclusion of the discussion was to retain all members for PME Round -2 and no changes were made in the PME teams. Since, the PME team members who had been involved earlier in Round-1 of PME had experience, their experience could help in tracking the progress of works done under the AWP of the GP. After review of the progress of PME teams, the details of existing PME teams are as follows:

Status of PME Teams in four Divisions

SN	Division	Unit	Total No. of GP	No. of PME Teams formed	
				Nos.	Achievement
1	PMU Raipur	Thano	7	7	100%
Total			7	7	100%
2	Pauri	Patisain	21	21	100%
		Santoligad	25	25	100%
		Kandalinadi	16	16	100%
Total			62	62	100%
3	Tehri (Thatyur)	Thatyur	30	30	100%
		Kempty	19	19	100%
		Nainbag	29	29	100%
Total			78	78	100%
4	Dehradun (Vikasnagar)	Sahiya	20	20	100%
		Chakrata	18	18	100%
		Kwansi	16	16	100%
Total			54	54	100%
Grand Total			201	201	100%

Period of PME Round-2:

PME Round-2 was initiated from May 2017 and completed in March 2018 in 200 GPs across the four Divisions. First PME of Round-2 was held in Gram Panchayat Moldhar on 19th May 2017 and which was completed on 16th March 2018 with the last PME being held in Gram

Panchayat Thanta in Chakrata unit of Dehradun Division. One Gram Panchayat Jogio of Chakrata unit could not conduct the PME Round -2 due to dispute amongst the community.

PME Methodology:

Before initiation of PME process in each GP, Gram Pradhans presented the records of GPs in front of Gram Sabha for their inspection. The Account Assistants of each Gram Panchayat presented the progress of works undertaken against the AWP's during last quarter of PME Round -1 along with Audit report for the financial year 2016-17. Thereafter, the records regarding Project GPs were presented by Account Assistants who explained the importance of each documents of Gram Panchayat being maintained by them. Formats R-1 and R-2 were shown by the Accounts Assistant and their utility was explained. R-1 is a broad report of the Activity-wise monthly abstract of expenditure based on Integrated Activity Register, whereas R-2 is a monthly Beneficiary Contribution Statement. It is based on Beneficiary Contribution Register of the Gram Panchayat. Project Cash Book, Bank Pass Books, Sanction Registers, etc. were displayed of community consideration.

Principle of PME Round 2:

The PME Teams, FNGO and MDTs discussed the principles of this phase of PME in all four Divisions for the clarity of PME teams. It was a unanimous decision of all the Facilitators to be interactive with the stakeholders as well as beneficiaries regarding adoption of new techniques and technologies demonstrated by the Project. Secondly, the teams were realistic in term of budget, time and quality of work. Besides these principles, PME teams were focused on relevancy of activities for stakeholder's such as trainings, exposure visits and workshops, which were found effective in developing capacities of stakeholders. After that, PME process was initiated by adopting the following steps for monitoring and evaluation of AWP' works:

- **Discussions held with PME Team members about their expectations from PME:** The members obtained the list of activities under their AWP which were completed by the GP till the date of PME:
- **Setting Priorities for PME:** Clear cut instructions were given to all the members who participated in the PME process for check the progress of activity, quality of work, payment of works, benefits from the activity to beneficiary, etc. PME teams inspected and reviewed the progress of activities like plantation, soil conservation measures, use of compost pits, animal mangers, animal shelters, poly-house, IGA of Vulnerable

Individuals and Groups, rural road and bridal paths, distribution of seeds to the FIGs and production etc., were checked by the PME teams along with community members.

- **Information on Identified Indicators:** Apart from that it was decided that the information should be collected on the awareness of community regarding PRA and planning of GPWDP; ESMF integration in Project interventions; participation of women in Gram Sabha meetings and meetings conducted for Sabhas; budget capital; budget of AWP of the current year; grievances redressal and dispute settlement and level of transparency maintained by WWMC, RVC, Unit Officer and Village In-charge, etc.
- **Reaching Consensus on PME Methodology:** It was decided that both qualitative and quantitative methods will be applied to collect data and information on project works and activities. Teams paid visit to the activity sites and physically verified them as to their measurement and quality of work. At some of the places they used participatory methods like review of activity records and found that they were maintained by the beneficiaries with the support of Facilitators and Motivators. Semi structure interviews of some beneficiaries were conducted on production of vegetables; use of irrigation water, deposit of user charges contribution, etc., which was found satisfactory in majority of GPs. In case of discrepancies, corrective measures were discussed at the community level PME meetings for further action. Assessment was made on information regarding Project objectives, activities and quality of works with the help of ballot box exercise in maximum number of GPs and information about the quality of activities was gathered through rating by the community.

In various GPs, SWOT analysis was conducted in case of some of the activities like income generation by Vulnerable Individuals and Groups, most of which were found to be up to the mark. However, corrective measures were suggested in case of some of the activities where discrepancies were observed. During these PME meetings, impacts of some success stories were discussed with the participants.

- **Analyzing Information:** After collection of data and information from the stakeholder during PME process, data and information were analyzed by the FNGO team and PME teams. Reports of each GP's PME have been prepared and presented to their respective Divisions for use of its findings and corrective measures for improving the status of works and activities.

Progress of PME:

Second round of Participatory Monitoring and Evaluation (PME) was initiated from May 2017 onwards and completed in March 2018. During this period, PME meetings were

conducted in 200 GPs across four Divisions of Garhwal region like Pauri, Tehri, Dehradun and PMU, MMWS, Raipur. Disputes in several GPs of Dehradun and Tehri Divisions was settled by village community, MDT and FNGO teams. Obstacles and hurdles created amongst village communities in implementation of project activities were revolved by devoting extra time. Details of Round-2 of PMEs conducted across four divisions of the project are given in the table below:

Division	Total GPs	Progress of PME Round-II in all Divisions					
		First Half of Year 3 (May-Oct. 2017)		Second Half of Year 3 (Nov 2017-Mar 2018)		Grand Total (FY2017-18)	
		No.	%age	No.	%age	No.	%age
PMU (MWS), Raipur	7	7	100%	0	0	7	100%
Pauri	62	61	98%	1	2%	62	100%
Tehri	78	54	69%	24	31%	78	100%
Dehradun	54	46	85%	7	13%	53	98%
Grand Total	201	168	83%	32	16%	200	99%

Sharing PME Outcomes:

Village community controlled the process for conduction of PME at GP level and result of the PME activities of entire GPs were discussed with the concerned authorities by FNGO. Apart from this, the teams were engaged in identification of corrective measures for different activities which were implemented by the GPs till the date of PME. It was also observed that the PME teams were active in entire project GPs, and focused on quality of works done under their AWP. After preparing the PME reports, the teams jointly agreed to share the results of PME with their respective DPDs for taking necessary action wherever required.

PROGRESS OF PME V/S ACHIEVEMENT OF INDICATORS (PME Round-2)

Representation of Households:

- In PMU, Raipur out of 695 households, 379 households attended PME, which is 55% of total households.
- The representation of households in Pauri Division was 3084 out of 5165 which is 60% of the total households.
- Similarly, in case of Tehri Division, there are total 7062 households of which 4465 attended PME meetings, which is 63% of total households.

- In Dehradun Division 3269 households out of total 5151 were represented by at least one member in the PME process, which 63% of the total households.
- Thus, the overall participation of households in Round-2 of the PME was 62% across all the four Divisions.

Wealth Ranking-wise Participation of Households

PMU, Raipur

Going by wealth Ranking-wise participation of households, out of total 371 participants attending PME in PMU Raipur, 96 were from Group 'A', 169 from Group 'B' and 165 from Group 'C' of wealth ranking, which is respectively, 22%, 39% and 38% of the total participants attending PME in PMU, Raipur.

Pauri Division

The PME meetings in Pauri Division were attended by 3166 participants which comprised 684 participants from Group 'A', 1294 from Group 'B' and 1188 from Group 'C', which is 22%, 41% and 38% representation of households respectively from Group A, B and C of wealth ranking.

Tehri Division

In case of Tehri Division, PME meetings were attended by total 5033 participants, that is 1292 participants from Group 'A', 1775 from Group 'B' and 1966 from Group 'C', which is respectively 26%, 35% and 39% representation of total participants attending PME meetings in the division.

Dehradun Division

In Dehradun Division total 3836 villagers participated in the PME exercise, of which 870 participants were from Group 'A', 1393 participants from Group 'B' and 1573 participants from Group 'C' of wealth ranking, which is 23%, 36% and 41% representation respectively from Group A, B and C category of households.

Thus, going by wealth ranking, the overall participation of villagers in all the four Divisions of Garhwal Region was 24% of participants from Group 'A'; 37% from Group 'B' and 39% from Group 'C' category of households.

Gender-wise Analysis of PME Participants

Gender wise analysis of PME participants indicates increasing interest being shown by women folk in the project activities. In **PMU, Raipur** out of 430 participants attending PME

meetings, 215 were male and 215 females, which is 50% attendance by male and female participants going by the overall participation in PME meetings in the division.

In **Pauri Division** total 3166 villagers participated in the first round of PME meetings. Out of this, 788 were male and 2378 were female participants, which is an encouraging 75% participation by women in PME meetings, whereas male formed only 25% of the total participants attending PME meetings in the Division.

In **Tehri Division**, total 5033 villagers participated in the first round PME exercise, of which 2449 were male and 2584 were female participants. Thus, the participation of male and female participants in the PME meetings in the division was 49% and 51%, respectively.

Similarly, in **Dehradun Division**, PME meetings were attended by 3836 participants out of which 1771 were male and 2065 were female participants. Thus, gender wise representation of male and female in the PME meetings was 46% male and 54% female participants

The overall gender wise participation of villagers in PME meetings was 42% male and 58% of female participants across all the four Divisions. Thus, women participation is higher than their male counterparts, which is a good indicator of women empowerment.

Analysis of other key indicators of PME is as follows:

1. Awareness on Community Mobilization and Watershed Planning

Under this indicator of PME, assessment was made as to the awareness of villagers on different aspects of the project, i.e., PRA exercises conducted for GPWDP preparation; villagers' participation in the PRA exercises; selection of beneficiaries for various project related activities and incorporation of activities in the GPWDP after screening through Environmental and Social Management Framework (ESMF). The responses given by the villagers during PME in their respective GPs; have been analyzed in tables 1.1, 1.2, 1.3 & 1.4 below: -

Table 1.1: Awareness on Organization of PRA for GPWDP Preparation

Division	Male Participants			Female Participants			Total		
	Total (n)	No. of Participants saying Yes	%age	Total (n)	No. of Participants saying Yes	%age	Total (n)	No. of Participants saying Yes	%age
PMU, Raipur	215	215	100%	215	215	100%	430	430	100%
Pauri	788	698	89%	2378	2219	93%	3166	2917	92%
Tehri	2449	2380	97%	2584	2521	98%	5033	4901	97%
Dehradun	1771	1640	93%	2065	1878	91%	3836	3518	92%
Total	5223	4933	94%	7242	6833	94%	12465	11766	94%

Ongoing through the table 1.1 above, it is observed that the awareness level of male and female participants on Organization of PRA for preparation of GPWDP is almost at par across all the four divisions. Overall awareness among male and female participants on this component of the project at 94% is quite satisfactory.

Table 1.2: Awareness on Participation in PRA Exercise for GPWDP Preparation

Division	Male Participants			Female Participants			Total		
	Total (n)	No. of Participants saying Yes	%age	Total (n)	No. of Participants saying Yes	%age	Total (n)	No. of Participants saying Yes	%age
PMU, Raipur	215	213	99%	215	209	97%	430	422	98%
Pauri	788	689	87%	2378	2212	93%	3166	2901	92%
Tehri	2449	2344	96%	2584	2499	97%	5033	4843	96%
Dehradun	1771	1629	92%	2065	1868	90%	3836	3497	91%
Total	5223	4875	93%	7242	6788	94%	12465	11663	94%

An analysis of the above data indicates almost the same level of awareness in male and female participants with 94% overall awareness on participation in PRA, which is also quite satisfactory.

Table 1.3: Awareness on Beneficiary Selection and Various GPWDP Activities

Division	Male Participants			Female Participants			Total		
	Total (n)	No. of Participants saying Yes	%age	Total (n)	No. of Participants saying Yes	%age	Total (n)	No. of Participants saying Yes	%age
PMU, Raipur	215	212	99%	215	212	99%	430	424	99%
Pauri	788	701	89%	2378	2216	93%	3166	2917	92%
Tehri	2449	2385	97%	2584	2515	97%	5033	4900	97%
Dehradun	1771	1633	92%	2065	1850	90%	3836	3483	91%
Total	5223	4931	94%	7242	6793	94%	12465	11724	94%

An analysis of the above data indicates marginally higher level of male participation on the procedure adopted for selection of beneficiaries of project activities. However, the overall 94% participants being aware above this component of the project is quite satisfactory and indicates towards increased interest of women in project activities.

Table 1.4 : Awareness about GPWDP activities screened through ESMF

Division	Male Participants			Female Participants			Total		
	Total (n)	No. of Participants saying Yes	%age	Total (n)	No. of Participants saying Yes	%age	Total (n)	No. of Participants saying Yes	%age
PMU, Raipur	215	215	100%	215	215	100%	430	430	100%
Pauri	788	690	88%	2378	2165	91%	3166	2855	90%

Division	Male Participants			Female Participants			Total		
	Total (n)	No. of Participants saying Yes	%age	Total (n)	No. of Participants saying Yes	%age	Total (n)	No. of Participants saying Yes	%age
Tehri	2449	2404	98%	2584	2517	97%	5033	4921	98%
Dehradun	1771	1621	92%	2065	1829	89%	3836	3450	90%
Total	5223	4930	94%	7242	6726	93%	12465	11656	94%

An analysis of the data above shows overall 94% awareness on screening of GPWDP activities on the basis of ESMF guidelines. Interestingly, overall male and female awareness across four divisions on this count was equal. In case of Pauri Division, female awareness under this head was higher than that of male. However, similar level of awareness among male and female indicates towards increasing information level of women in project activities.

2. Inclusiveness and Equity:

Table 2.1: Justification of Beneficiary Selection during GPWDP Preparation

Division	Male Participants			Female Participants			Total		
	Total (n)	No. of Participants saying Yes	%age	Total (n)	No. of Participants saying Yes	%age	Total (n)	No. of Participants saying Yes	%age
PMU, Raipur	215	211	98%	215	212	99%	430	423	98%
Pauri	788	734	93%	2378	2254	95%	3166	2988	94%
Tehri	2449	2436	99%	2584	2527	98%	5033	4963	99%
Dehradun	1771	1669	94%	2065	1882	91%	3836	3551	93%
Total	5223	5050	97%	7242	6875	95%	12465	11925	96%

On the question of justification of beneficiary selection during GPWDP preparation, 97% of male and 95% of female participants responded in affirmative. In this case also, the level of both female and male participants was reported at par, which is again as good indicator of women empowerment through Gramya-II efforts.

Table 2.2: Organization of WAS Prior to GPWDP Preparation

Division	Male Participants			Female Participants			Total		
	Total (n)	No. of Participants saying Yes	%age	Total (n)	No. of Participants saying Yes	%age	Total (n)	No. of Participants saying Yes	%age
PMU, Raipur	215	215	100%	215	215	100%	430	430	100%
Pauri	788	729	93%	2378	2339	98%	3166	3068	97%
Tehri	2449	2347	96%	2584	2555	99%	5033	4902	97%
Dehradun	1771	1682	95%	2065	1937	94%	3836	3619	94%
Total	5223	4973	95%	7242	7046	97%	12465	12019	96%

During PME, the participants' awareness as to the organization of WAS prior to GPWDP preparation was made, to which 95% male and 97% female participants replied in affirmative. In this case also, the awareness level of women was seen to be higher than their male counterparts.

Table 2.3 : Ensuring Selection of SC/ST/Widow/Divyang as Project Beneficiaries

Division	Male Participants			Female Participants			Total		
	Total (n)	No. of Participants saying Yes	%age	Total (n)	No. of Participants saying Yes	%age	Total (n)	No. of Participants saying Yes	%age
PMU, Raipur	215	215	100%	215	215	100%	430	430	100%
Pauri	788	738	94%	2378	2321	98%	3166	3059	97%
Tehri	2449	2425	99%	2584	2549	99%	5033	4974	99%
Dehradun	1771	1680	95%	2065	1922	93%	3836	3602	94%
Total	5223	5058	97%	7242	7007	97%	12465	12065	97%

An analysis of the data shows almost equal percentage of male and female participants replying in affirmative. Overall 95% of participants agreed to transparency being maintained in the selection of beneficiaries from vulnerable and under-privileged sections of the society.

Table 2.4 : Employment Generation through Project Activities

Division	Total No of mandays generated up to 31 st March 2018
PMU, Raipur	36,288
Pauri	1,39,563
Tehri	74,741
Dehradun	1,30,107
Total	3,80,699

Analysis of the above table shows generation of total 3,80,699 mandays from project activities in various GPs across all the four divisions of the project.

3. Transparency and Accountability:

Table 3.1: Information Sharing of Project Funds

SN	Division	Total (n)	No. of Participants saying Yes	
			No.	%age
1	PMU, Raipur	430	390	91%
2	Pauri	3166	2884	91%
3	Tehri	5033	4758	95%
4	Dehradun	3836	3342	87%
Total		12465	11374	91%

A look at the above table shows 91% percent of respondents replying in affirmative as to the issue of Information Sharing about Project funds. The overall affirmative response is satisfactory, although more focus needs to be laid on this count.

Table 3.2: Awareness on Display of Information

SN	Division	Total (n)	No. of Participants saying Yes	
			No.	%age
1	PMU, Raipur	430	403	94%
2	Pauri	3166	2952	93%
3	Tehri	5033	4863	97%
4	Dehradun	3836	3422	89%
Total		12465	11640	93%

The awareness level of participants on display of project/activity related information was checked during PME meetings. In this case also, the awareness level of participants was reported to be quite satisfactory with 93% participants claiming awareness about the same.

Table 3.3: Awareness on Display in GP of Information on Status of Expenditure

SN	Division	Total (n)	No. of Participants saying Yes	
			No.	%age
1	PMU, Raipur	430	379	88%
2	Pauri	3166	2868	91%
3	Tehri	5033	4362	87%
4	Dehradun	3836	3328	87%
Total		12465	10937	88%

Participants during PME meetings were questioned on the issue of their level of awareness on display of information on status of expenditure regarding project related activities. Overall 88% of PME participants across all the four divisions reported that the same is displayed.

Table 3.4: Awareness on Place of Displayed Information

SN	Division	Total (n)	No. of Participants saying Yes	
			No.	%age
1	PMU, Raipur	430	419	97%
2	Pauri	3166	2940	93%
3	Tehri	5033	4717	94%
4	Dehradun	3836	3391	88%
Total		12465	11467	92%

Response on this component is quite satisfactory with overall 92% of participants having information as to the place of display of information regarding project activities.

Table 3.5: Maintenance of Transparency by WWMC/RVC/MDT

SN	Division	Total (n)	No. of Participants saying Yes	
			No.	%age
1	PMU, Raipur	430	427	99%
2	Pauri	3166	2891	91%
3	Tehri	5033	4904	97%
4	Dehradun	3836	3430	89%
Total		12465	11652	93%

Table 3.5 above relates to the information of PME participants on the issue of maintenance of transparency by WWMC/RVC/MDT in project related activities. Overall 93% of participants across all the four divisions replied in affirmative and agreed that transparency with regard to project related activities is maintained by WWMC/RVC/MDT.

Table 3.6: Timely payment of Works under GPWDP

SN	Division	Total (n)	No. of Participants saying Yes					
			RVC		User Group		Vulnerable Group	
			No.	%age	No.	%age	No.	%age
1	PMU, Raipur	430	430	100%	430	100%	430	100%
2	Pauri	3166	3015	95%	2101	66%	2692	85%
3	Tehri	5033	4965	99%	3221	64%	4773	95%
4	Dehradun	3836	3515	92%	3393	88%	3638	95%
Total		12465	11925	96%	9145	73%	11533	93%

Regarding timely release of payment, similar situation emerged with 93% respondents agreed to timely release of payment in Pauri Division with respect to works under GPWDP. However, in Dehradun Division only 85% responded in affirmative on the issue of timely payment of works under GPWDP.

4. Financial Management:

Table 4.1: Scrutiny of Documents

SN	Division	Total (n)	Response in Affirmative															
			R1		R2		Sanction Register		Stock Register		Integrated Activity Register		Cash Book		VGF/ VIG Expenditure		Beneficiary Register	
			No.	%age	No.	%age	No.	%age	No.	%age	No.	%age	No.	%age	No.	%age	No.	%age
1	PMU, Raipur	95	95	100%	95	100%	95	100%	95	100%	95	100%	95	100%	95	100%	95	100%

SN	Division	Total (n)	Response in Affirmative															
			R1		R2		Sanction Register		Stock Register		Integrated Activity Register		Cash Book		VGF/ VIG Expenditure		Beneficiary Register	
			No.	%age	No.	%age	No.	%age	No.	%age	No.	%age	No.	%age	No.	%age	No.	%age
2	Pauri	777	673	87%	676	87%	658	85%	664	85%	658	85%	680	88%	677	87%	694	89%
3	Tehri	1144	1129	99%	1128	99%	1043	91%	810	71%	1037	91%	1124	98%	1016	89%	1046	91%
4	Dehradun	775	718	93%	714	92%	680	88%	684	88%	676	87%	712	92%	755	97%	730	94%
Total		2791	2615	94%	2613	94%	2476	89%	2253	81%	2466	88%	2611	94%	2543	91%	2565	92%

In response to the issue for Scrutiny of Documents, the participants were questioned as to their perception on this issue. The responses of participants presented a healthy picture on the same with a good number of them replying in affirmative. The respondents replying in affirmative for different types of documents varied between as low as 81% in case of stock register and as high as 94% in case of documents such as RI, R2 and cash book.

5. Knowledge Management and Dissemination:

Table 5.1: Technological Improvement in Traditional Occupations of Vulnerable Individuals and Groups

SN	Division	Total (n)	No. of Participants saying Yes	
			No.	%age
1	PMU, Raipur	430	425	99%
2	Pauri	3166	2686	85%
3	Tehri	5033	4781	95%
4	Dehradun	3836	3673	96%
Total		12465	11565	93%

Responses of participants on the issue of Technological Improvement in Traditional Occupations of VIs & VGs presented a satisfactory picture across four divisions, with PMU Raipur topping the list with 99% responses in affirmative following by Dehradun (96%) and Tehri (95%). However, in case of Pauri Division only 85% replied in affirmative.

Table 5.2 : Income enhancement due to technological advancement of Vulnerable Individuals and Groups

SN	Division	Total (n)	No. of Participants saying Yes	
			No.	%age
1	PMU, Raipur	430	426	99%
2	Pauri	3166	2768	87%
3	Tehri	5033	4747	94%
4	Dehradun	3836	3576	93%
Total		12465	11517	92%

Overall 92% respondents agreed that technological advancement as a result of project interventions has enhanced their incomes. A good number of 99% in PMU agreed to enhancement of their income on account of technological advancement, following by Tehri (94%) and Dehradun (93%). Again, Pauri Division was a laggard on the issue with 87% replying in affirmative on this issue.

Table 5.3: Increase in productivity due to Technical Training on Agri/Horti/Animal Husbandry & Exposure Tours

SN	Division	Total (n)	No. of Participants saying Yes	
			No.	%age
1	PMU, Raipur	430	427	99%
2	Pauri	3166	2907	92%
3	Tehri	5033	4268	85%
4	Dehradun	3836	3493	91%
Total		12465	11095	89%

A healthy 89% respondents overall agreed that trainings on Agriculture, Horticulture, Animal Husbandry and related exposure tours have been useful in increasing their productivity in the related field, which is a good sign and calls for greater attention.

6. Performance of Committees and Groups:

As to the performance of committees and groups like VGs, UGs, RVCs and FIGs formed in all the four Divisions, villagers agreed to their performing properly as per the expectations. This is due to the fact that almost all the VGs and VIs across all the four Divisions are engaged in income generating activities of their choice. The UGs formed in all the Divisions are taking benefit of assets created under the project and have opened their Bank accounts to ensure sustainability of assets. Similarly, some of the FIGs of the project are engaged in useful Income Generating Activities and producing and selling their products with little project support. FIGs in Dehradun Division of Vikasnagar are also engaged in promoting savings and maintenance of accounts to enhance their enterprise.

7. Inputs/Support by MDT:

Table 7.1: Technical Assistance by Village-Incharge

SN	Division	Total (n)	Always		Sometime		Never	
			No.	%age	No.	%age	No.	%age
1	PMU, Raipur	430	430	100%	0	0%	0	0%
2	Pauri	3166	3024	96%	142	4%	0	0%
3	Tehri	5033	4592	91%	441	9%	0	0%
4	Dehradun	3836	3579	93%	234	6%	23	1%
Total		12465	11625	93%	817	7%	23	0%

On analysis of the data as to the support provided by MDT members and technical assistance of Village Incharge, villagers seemed quite positive and overall 93% responded to be always receiving full cooperation from these sources across all the four Divisions.

Table 7.2: Assistance by Motivators/Facilitators/Coordinators

SN	Division	Total (n)	Always		Sometime		Never	
			No.	%age	No.	%age	No.	%age
1	PMU, Raipur	430	430	100%	0	0%	0	0%
2	Pauri	3166	3038	96%	128	4%	0	0%
3	Tehri	5033	4994	99%	38	1%	1	0%
4	Dehradun	3836	3608	94%	226	6%	2	0%
Total		12465	12070	97%	392	3%	3	0%

As to the issue of receiving assistance from Motivators, Facilitators and Coordinators, the table shows that overall 97% respondents replied in affirmative and agreed that they always receive complete technical assistance from Motivators, Facilitators and Coordinators.

Table 7.3 : Technical Assistance by Unit In-charge

SN	Division	Total (n)	Always		Sometime		Never	
			No.	%age	No.	%age	No.	%age
1	PMU, Raipur	430	430	100%	0	0%	0	0%
2	Pauri	3166	3018	95%	148	5%	0	0%
3	Tehri	5033	4207	84%	826	16%	0	0%
4	Dehradun	3836	3607	94%	227	6%	2	0%
Total		12465	11262	90%	1201	10%	2	0%

Responses on the issue of receiving technical assistance by the Unit In-charge was also well taken with overall 90% respondents agreeing that they always receive technical assistance of the Unit In-charge.

4.

FNGO Assistance in Other Activities

(I) Assisting Trainings & Workshop at Unit Level

Pauri Division

- In the month of July 2017, Skill Development training on preparation of pickles, jam, squash, etc. was organized in villages Bhedgaon, Koyal gaon, Sanglakoti, Simi, Borgaon, Kanoth, Saknoli and Matgal of Unit Kandalinadi. The one-day training programme was attended by 271 participants across the above mentioned villages.
- Training on Fruit Preservation and Fruit Processing was provided through the Project to various women in different units of the division during quarter ending March 2018.
- Santoligaad unit imparted one day training to villagers where they learnt about the process for making pumpkin pickle and Malta Juice.
- Training on making Ringal and bamboo baskets and other items was also provided to the women to enable them adopt the same for their livelihood.
- Training was imparted in March 2018 on preparation and use of vermi compost in villages Gadari, Dweela Talla, Palidhaar and Salan of Santoligad Unit. Trainer provided information to villagers on preparation of Vermi compost and motivated them on reducing the use of chemical fertilizers. In village Dweela Talla and Palidhaar, training was imparted on Pine briquetting. Villagers learned about preparing coal from pine needles which can be helpful in reducing the menace of pine needles and at the same time enhance their family income.



- In Kandali Nadi unit, villages Veenagaad, Veena Malli, Pokhda, Naukholi, Devradi, Talli, Malli, Melgaon were covered under the fruit processing trainings where villagers learned

simple techniques on pickle, juice, jam and jelly making. Apart from these skills, trainer also provided simple tips on Mushroom cultivation.

Tehri Division

- Shree Manav Kalyan Samiti, Dehradun imparted training on Pickle Making and Fruit Processing in various villages of Kempty, Nainbag and Thatyur Units.
- Training on making Ringal and bamboo baskets and other items was also provided to the women to enable them adopt the same for their livelihood.
- Training was conducted in villages of Kempty Unit on preparation of Namkeen and spices using various local products. The training was imparted by SIDH.
- An in-house training on scientific method of vegetable seed sowing was organized in villages of Nainbag unit wherein the training was imparted by ABSO experts or farming of tomato, cucumber, brinjal, beans and beetroot, etc.



Dehradun Division

- Three Days training of FIG members was organized at Kwansi Unit from 14th-16th January 2018 to provide training on agricultural activities and preparation of organic compost and its uses.
- Two-Days Division Level training for FIG members was organized at Vikasnagar on 29th-30th January 2018 with focus on orchard development and organic farming.
- Training on Bamboo Craft was organized in Chakrata Unit of the Division wherein the training was imparted to 32 participants.
- Training in Kwansi unit villages was provided on preservation and utilization of surplus fruits and vegetables for preparation of pickles, sauce, squash, etc. The training was imparted by Shri Manav Kalyan Samiti.
- A three-days Divisional level training on Orchard Development was organized for the

participants from selected villages of Kunna, Lakhamandal, Dharya, Sidibadkoti and Punahpokhri.

- Kwansi unit of the Division conducted training programmes for local women of village Kandoi Bondur, Chhultad, Lakha Mandal, Dhaura Pudiya, Kandidhaar, Birpa, Meghad, Bijanu, Chunauti and Sidi-Barkoti of the Division. The training was imparted by "Shri Manav Kalyan Samiti", Dehradun. During the training, women learned to make the followings items ...
 - a. Pumpkin Sauce
 - b. Tomato Puree
 - c. Tomato Sauce
 - d. Ginger and Garlic Pickle, etc.



- Village level trainings were imparted in Kunna, Myunda, Kandoi Bondur, Chhultad, Kandichamagatha, Cidi Barkoti, Birpa, Punah-Pokhari and Rangeu villages during the month of March 2018. During these trainings, villagers learned the process for making Rhododendron Juice (Burans) and pickles. After completion of the training the villagers prepared 177 liters of Rhododendron Juice which is sold @ Rs. 60.00 per liter.
- Apart from this, training was imparted on Bamboo Craft in village Khatwa, Kharsi, Manwa, Birpa and Kandidhaar of Kwansi Unit of the Division.
- Six days' training programme on candle making was conducted in village Haripur, Vyasnahari, Vyasbhud, Tilwadi, Kalsi and Chapnu.

PMU (MWS), Raipur

- Trainings were organized in PMU division in January 2018 where the Livestock Officer, Agriculture Extension Officer and President of Nagtibba imparted training on various agriculture and animal husbandry related activities.

- A One-day training programme was organized for FIG members on 12th February 2018 at Unit Office, Thano. Objective of the training was to provide information regarding formation of Federation of Farmers' FIGs.
- A Three-day Division level training on fruit preservation was organized from 26th-28th February, 2018 which was attended by 25 women participants who were imparted training on pickle, juice & murabba by processing lemon, mango, Amla, ginger, chili and garlic. The training was imparted by HIT Samiti, Mothorowala.
- During the month of March 2018, a one-day training programme was organized for FIG members in villages Tangoligarh, Dharkot, Kairwan, Jakar, Farti, Sindhwalgaon, Kaknawa, Thano on organic farming. The Trainer in the training laid emphasis on cultivation of ginger, tomato and vegetables. He also encouraged participants to grow Marry Gold flowers on the border of their fields. This will protect the crops from insects. Apart from this, the trainer also taught simple method for making vermi compost.



(II) World Bank Mission:

Tehri Division, Thatyur

Pre Lunch on 4th May, 2017

In the beginning of this month the World Bank Supervision Mission, visited the site of Gram Panchayats Bhatoli and Sainji in Rigali Gad MWS. The Mission held discussions with the villagers in Bhatoli on May 4, 2017. A community wide meeting was organized and several questions were asked by the Mission on existing economic livelihood model of the



villagers. After meeting with the villagers, the Mission visited the sites of various works carried out by the Gram Panchayat.

Post Lunch on 4th May, 2017

After visiting the sites and discussions with the community, the next meeting was held at GP Sainji of Kempty unit, where the team visited the work sites and held discussions with the community.

Dehradun Division, Vikasnagar

Climate Smart Agriculture Team's Visited

During the month of April 2017, World Bank Mission, Climate Change and Smart Agriculture Team visited the village Dudhau of Gram Panchayat Bansar under the guidance of Prof. Ravindra Nath and Dr. Indu. During the visit in village Dudhau, FNGO field team presented the village resources through Rangoli. After Rangoli presentation the team visited various sites and held meeting with the community at village Dudhau and shared information on climate change and its effects on agriculture.



They also provided important information on late Monsoon, drought, excessive rainfall, etc. and suggested that the farmers adopt climate resilient crops which can bear the adverse effects of changing climate.

Kandoi-Baundur (3rd May 2017)

The World Bank Supervision Mission visited two Gram Panchayats of the Division, namely Kandoi Bondur and Kunna on 3rd May 2017. In village Kandoi Bondur, the Mission visited the sites of water irrigation tanks and



discussed on the mechanism of water distribution and cost sharing by the UGs for future maintenance and sustainability of assets.

Thereafter the Mission visited the village and inspected the activities like Sewing Centre, Poly-house, potato demonstration and afforestation activities undertaken by the project.

A community wide meeting was conducted in the village and a lot of useful information was shared by villagers with the Mission. The Mission wanted to understand the process of social mobilization, institution building and their functions, cost sharing by the User Groups for maintenance of assets, performance of Vulnerable Individuals etc. The Mission also discussed the progress of works undertaken by ABSO in the villages as well as in the area.

Kunna (3rd May 2017)

After visiting different sites of village Kandoi- Bondur, the Mission visited the project work site of village Kunna and conducted community meeting to assess the understanding of community on project objectives, plans and implementation. During the community meeting at Kunna, the Mission interacted with the villagers and villagers gave satisfactory answers to their queries on project



and project activities. Mr. Fokkey Fennema, the Agribusiness Expert of the Mission asked several questions from the villagers on agricultural practices, crops grown in the villages and suitable market for these crops. Mr. Sudhirender Sharma, the Watershed & M&E Expert of the Mission discussed various issues with the community as well as project staff about Gramya-II and provided valuable inputs to the community to ensure sustainability of the project. After visit of the Mission to Kunna village, the villagers presented a folk song in the honor of the Mission. The Mission thanked the villagers for their cooperation.

PMU, MMWS, Raipur

World Bank Supervision Mission visited village Dhaksari of PMU, Raipur on 10th May 2017. During visit to Dhaksari, the Mission observed the progress of Irrigation tanks, HDPE Pipe line, and vulnerable households of Goatry in the village.

In village Dharkot, the Mission visited the afforestation site and flour mill of vulnerable

household. In village Kuthar, the Mission witnessed solar pumping system and discussed about monitoring and maintenance of the scheme.



In village Tangoligarh, the Mission visited the sites of soil conservation and afforestation and held discussions on the mechanism for monitoring of these works.

Thano (June 23, 2017)

Dr. Ranjan, Country Director India, World Bank visited the sites of project villages and held Meeting with Pradhan and farmers. During meetings with the Gram Pradhan and farmers he gave more emphasis on agriculture surplus and irrigation facilities.

Farmers can increase production of Ginger, Tomato, Beans and Pea to produce marketable surplus. He suggested that villages with lack of road connectivity should be identified to see if anything can be done through the project for the same. Without road connectivity, villages cannot develop and improve their business.

(III) Harela

Pauri Division

During the month of July 2017 the Harela festival was celebrated in which plantation work for promoting biomass and soil conservation was carried out with the help of community members in several Project Villages. The villagers are motivated on protection of forest and villages and are also informed about the correct method for cutting of tree branches and vegetation for fodder as also the



rational use of the same.

Tehri Division

The Division celebrated Harela in all units with participation of Gram Panchayats.

- **Kempty Unit:** In Kempty Unit, Harela was celebrated in Gram Panchayat Rayatgaon, Lagwalgaon, and Siya Kempty.
- **Nainbag Unit:** In Nainbag unit, the villagers of Khairad and Myani participated in the program.
- **Thatyur Unit:** In Thatyur unit, village Thatyur, Papra, Shish, Kyari, Aglad Sera and Lalotana were covered under Harela program.

This year, fruit species of Lemon and Mango were planted in the villages. During plantation of these fruit species in the villages, a great enthusiasm was observed among the villagers. This indicates the awareness level of villagers towards environment protection and its conservation. During meetings among the villagers at their respective GP or RVs, the FNGO field team checked the progress for survival of fruit trees planted during last year. It was observed that the plants are well taken care of by the villagers and have a good growth.

Dehradun Division

During the month of July 2017 the FNGO field staff was involved in plantation of horticulture and Napier species under Harela. The plantation of fruit saplings was carried out in village Kharaya, Dileu, Sainj, Kishau in Sahiya unit; Thana, Samog, Jogio, Rawna in Chakrata unit and LakhaMandal, Dhaurapudiya, KandoiBaunder, Chhultad, Punah-Pokhari, Bijanu and Rangeu in Kwansi unit of the Division.



PMU, MMWS, Raipur

To increase awareness among the villagers on Environmental issues, the FNGO field staff mobilized the villagers of Haldwadi, Baderana Manjhla, Sindhwalgaon, Tangoligarh, Upper Talia, NahiKalaa, Sateli and planted various species of fruits in these villages with the help of local communities. Under Harela, 170 fruit plants of Jackfruit and Lemon were planted.



On 26th July 2017, a group of Agakhan Foundation of Afghanistan visited Tangoligarh and Darkot villages of the project. Agakhan Foundation is an International NGO who run their programs in various countries. During the field visit, the participants of this exposure team learned about soil, water and forest conservation activities of the project.

(IV) World Bank Supervision Mission

During the month of December 2017, the World Bank Supervision Mission, Agriculture Expert visited the sites of Tehri Division in Gram Panchayats Bhatoli and Khyarsi on 6th and 7th December, respectively.

Gram Panchayat Bhatoli: On first day of his visit, the World Bank Agribusiness Expert, Mr. Fockay, alongwith Dr. Kavi, Joint Director, WMD; Dr. Singh, Deputy Director Horticulture; Deputy Project Director, Tehri Division; Sub Divisional Officer (Agri-Horti officer), Tehri Division; Unit Incharge, Kempty; Conevenor & Coordinator, FNGO; Gram Pradhan, Bhatoli and Village Incharge visited the sites of village Chamiyana, Banogi and Bhatoli. During visit to the villages, the team also interacted with the villagers and disclosed information regarding establishment of 'Centre of Excellence' in GP Bhatoli.



The team also shared with them the following information:

- Motivated the villagers to take up cultivation of high value vegetable crops on their land with the help of high-tech ploy-houses.

- Mr. Fockay, an Agriculture Expert of World Bank, shared his experiences of Netherland on high value vegetable crops and encouraged the villagers to go in for collective farming of high value crops through cluster approach.
- Besides availability of land in these villages, there is also sufficient availability of irrigation water and market in the vicinity of these villages. The farmers generally grow vegetables in very small quantities and sell the same in Mussoorie and Vikasnagar markets. Collective farming of high value vegetable crops can go a long way in improving the socio-economic status of villagers in these villages.
- It was told that preferably, cash vegetable crops such as French beans, capsicum, lady finger, tomato, etc. can be grown in these villages and sold in the market in bulk quantities. All the three villages are located on road head and have sufficient infrastructure available for the purpose.

Gram Panchayat Khyarsi: On second day, the team visited village Khyarsi and assessed the potential for setting up Centre of Excellence in this Gram Panchayat. Experts and the team discussed with the villagers the modalities regarding vegetable cultivation, animal husbandry, water conservation, irrigation, etc. in their village. The site was found feasible for this activity and villagers gave a warm welcomed to the team. Facilitator and Motivator presented project activities undertaken in the village through "Rangoli".



(V) Swachhata Abhiyaan (Cleanup Campaign)

Pauri Division

In view of the focus of State and Central Government on cleanliness drive in urban as well as rural areas, Swachhata Abhiyan programme was organized in the project units as follows:

Kandalinadi Unit: In Kandalinadi unit, the cleanup campaigns were organised in village Masmoli, Pokhda, Bhaidgaon, Melgaon, Ghandiyal, Borgaon, Devradi, Bagdigaad, Veengaad, Sanglakoti, Chaidhar, Bhaduli and Veenadhaar from 2nd to 15th October 2017. During the cleanup campaigns in all the above mentioned villages, the team and villagers cleaned bushes in the surrounding of their houses, cleared village foot paths from bushes. Other common places such as community meeting hall, school, Anganwadi Centre, Panchayat Bhawan, etc. were also cleaned during the campaign. Total 319 villagers, 19 public representatives and 41 project personnel and officers attended the cleanup campaign In Kandali Nadi unit.



On the occasions of cleanup campaigns, information dissemination was done to make the villagers aware regarding the benefits of personal hygiene and environmental sanitation. In all the villages, the Day was also utilized in cleaning the village surroundings.

Patisain & Santoligaad Units: Similar cleanup campaigns were organised in Patisain and Santoligaad units of the Division. The cleanup campaigns were organised in village Amotha Gunth, Binjoli, Gadari, Salan, Syoli, Raisoli, Latibau, Chaidhaar Malla, Kagtun, Kulasu, Gwad Malla, Gwad Talla, Majadi, Jaintoli Malla, Odgaon, Gurad Malla and Bhamoli from 2nd October 2017 to 15th October 2017. The objective of these cleanup campaigns was to motivate the villagers on adopting cleanliness and hygiene. The village cleanup campaigns were attended by the project personnel and officials who also joined the community in cutting bushes on village footpaths, cleaning community properties and surroundings of water sources. The project team motivated the villagers to clean the village and make it Open Defecation Free.

Tehri Division

Swachhata Abhiyan programme was also organized in Kempty Unit (*Revenue vilages Siya, Sainji, Banglo Ki Kandi, Jinsi, Bhedian, Sartali, Khaaskudaun, Rayat Gaon and Talogi*), Thatyur Unit (*Revenue vilages Kheda Malla, Bhuyansari, Kakdu, Mundni, Kinsu, Odarsu,*



Bangaar, Lalotana, Takarna, Chadogi, Chouthi, Agiyarana and Parodi) and Nainbag Unit (Tikri, etc.) during the month of October, 2017. The occasion was utilized in disseminating among villagers the benefits of personal hygiene and environmental cleanliness. The day was also utilized in cleaning the village surroundings. The programme was participated by FNGO field staff and MDT members.

Dehradun Division



To generate awareness amongst villagers, a cleanup fortnight was also organized in Gram Panchayat Haripur, Tilwadi, and Vyas Nahari on 1.10.2017, 2.10.2017 & 3.10.2017, respectively. During cleanup campaigns, bush cutting, cleanliness of Panchayat Bhawan and plantation of Bel, Gudhal and Rudraksh plants was taken up. Total 125 villagers participated in the campaigns.

PMU, MMWS, Raipur

Swachhata Abhiyan fortnight was also organized in the micro watershed villages during the period 2nd to 15th October, 2017. Variety of activities such as, cleaning of public places and roads; water tanks; animal health camps; schools; anganwadi centers were undertaken in several villages like Kaknawa, Dharkot, Thano, Haldwadi, Baderna kala, Barderna Khurd, Baderna Manjhla, Tangoligarh, Kuthar, Sangaon and Upper talai.



Beside this students in schools were oriented on hand washing practices and other tips on personal hygiene. Importance of hygiene in food items was also told to the villagers.

(VI) "GRAMYA SHREE" OUTLETS

During the month of December 2017, two 'Gramya Shree' outlets were opened, i.e., one in WMD Campus Dehradun and another in village Kaknawa in Thano, Raipur for providing suitable market to the local products at WMD, Campus Dehradun and village Kaknawa, of

PMU Raipur. The results of these outlets are encouraging for the local farmers and FIGs. The World Bank Supervision Mission appreciated the initiative during their visit to WMD, Dehradun. Mr. Fockay, an Agribusiness Expert of the Mission inaugurated the outlet at WMD Campus Dehradun on 5th of December 2017 in the presence of Bank team and the Project Director, Gramya-II besides other project staff.



(VII) Meeting on Climate Change:

A Division level meeting on Climate Change was conducted on 17th October 2017 at Dehradun Division, Vikasnagar. In the meeting, the experts shared information on Climate Smart Agriculture with FIG members. The experts laid emphasis on making climate resilient agriculture to improve agriculture production and reduce pre and post agricultural losses. To achieve this goal, encouraging, adopting and



promoting improved techniques and adopting indigenous seeds and crops besides preparing a gene pool of local seeds which can tolerate the drought, etc. was discussed. Experts were of the view that more and more farmers should be mobilized to adopt rainwater harvesting technique for making optimum utilization of rainwater. Average rainfall in the state is 1250 mm. Around 100 farmers participated in the meeting and learned about Climate Smart Agriculture to make their farming resilient to climatic changes. Meeting was quite beneficial for the local farmers.

(VIII) Process Documentation:

FNGO Teams regularly documented the impact of Project interventions as case studies/success stories of project villages as regards capacity building, participatoin, income enhancement and other benefits taken by the project beneficiaries. Some of the case studies which reflected the impact of Project interventions in the village communities in different areas and activities. A series of case studies documented during the year 2017-18 are reproduced going ahead.

5.

Project Highlights

Harvesting Profit

Gram Panchayat : Kunna
Unit : Kwansi
Division : Dehradun, Vikasnagar



Background

Kunna is one of the 16 Gram Panchayats selected for project interventions in Kwansi Unit of Dehradun Division, Vikasnagar. Situated at a height of 1700-1722 meters above sea level, the GP is a part of Myudagad Micro Watershed. The Gram Panchayat has a population of 391 comprising of 73 households.

Process

During the monsoon season, 2017 it was planned to grow off season pea crop in the village under cluster approach as it fetches good price in the market around Deepawali. Accordingly, the progressive farmers in the GP were mobilized to come forward for cultivation of off season pea crop with input and technical support from the project under cluster approach. Based on the location of their agricultural land in a cluster, 10 of the total aspiring farmers were selected for the cluster demonstration of off season pea crop on total 3.12 hectares of land.

After formation of cluster, the farmers were distributed with 3.00 quintals of S-1 variety of hybrid seeds for cultivation in the month of August 2017. The farmers were apprised with the latest technology for sowing and caring of the crop. The organic and chemical pesticides were also provided and sprayed from time to time for protection of the crop.

Outcome

Finally the crop was ready for to hit the market in October 2017 around Deepawali season. The following output was received from the demonstration:

SN	Name of the Beneficiary	Land Area (Ha)	Total Production (Qtl)	Unit Rate (per Qtl.)	Total Sale Value (in Rs.)	Net profit after deducting input cost and labor (in Rs.)
1.	Sh. Mahavir Dobhal	0.600	24	6,000	1,44,000	1,10,000
2.	Sh. Ajab Singh	0.400	16	6,000	96,000	80,000
3.	Sh. Babu Ram	0.300	12	6,000	72,000	60,000
4.	Sh. Geeta Ram	0.320	14	6,000	84,000	70,000
5.	Sh. Pyare Lal	0.280	11	6,000	66,000	50,000
6.	Sh. Sunil	0.240	10	6,000	60,000	42,000
7.	Sh. Suresh	0.200	9	6,000	54,000	40,000
8.	Sh. Deewan Datt	0.200	9	6,000	54,000	40,000
9.	Sh. Kamla Dass	0.180	8	6,000	48,000	34,000
10.	Sh. Baru Datt	0.400	16	6,000	96,000	80,000
	Total	3.120	129		7,74,000	6,06,000

The total production obtained was around 41 quintals per hectares. Although, the production achieved is less than the standard yield, yet the farmers were able to make better profit by fetching higher rate in the market due to off season crop.

One of the Farmers, Sri Mahavir Dobhal asserted, "Earlier our focus was on cultivation of maize, wheat and other traditional crops, but Gramya has shown us the way to earn higher rate of profit by growing high yielding cash crops."

— Ms. Jalma Chauhan
Facilitator, Unit Kwansi

Reclaiming Wasteland

Revenue Village	:	Vyasnahri
Gram Panchayat	:	Vyasnahri
Unit	:	Sahiya
Division	:	Dehradun, Vikasnagar



Background

Vyasnahri is a Gram Panchayat in Sahiya Unit of Dehradun Division, Vikasnagar. The village is situated on the Banks of Yamuna with Amlav River flowing through the village providing irrigation water to the agricultural fields of the villages. Unfortunately, during Kedarnath disaster in the year 2013, the overflowing River Amlav flooded the fields of Vyasnahri situated on its banks thus turning acres of cultivable land into wasteland, adversely affecting the livelihood of a number of families. The fields were heavily flooded with boulders and debris and there were no means left for reclaiming the same and villagers had no option but to bear the brunt.

Process

Fortunately, with the initiation of Gramya-II the plight of these farmers was brought into the notice of field staff and higher officials at the division level and it was planned to chalk out a viable strategy for reclaiming the barren land. The team of experts and DPD reached at the conclusion that the only workable solution was to reclaim the land by planting fruit trees of some sturdy variety which can stand the adverse weather conditions. The strategy was discussed with the villagers and they were mobilized for plantation of Pomegranate in cluster approach on pilot basis. The farmers agreed to the proposal and coming forward pooled 0.65 ha of barren land for the purpose.

The shrubs on the land were cleared and pits of the size of 1mt.x1mt. were dug and filled with cow dung mixed soil recovered from the pits. Suitable medicines and pesticides were also provided in the pits and 500 pomegranate saplings of Mridula and Bhagwa variety were planted with in the year 2015. In view of water scarcity, around 200 saplings were also provided with drip irrigation system. The beneficiary farmers have taken collective responsibility for taking care of the plantation.



Outcome

The plantation is growing well and the same would start bearing fruit in another 2 to 3 years, thus providing financial support to them farmers. Fascinated by this, several other farmers of the area have come forward for horticulture activities in their land.

— Ms. Sangeeta Sharma
Facilitator, Unit Sahiya, Dehradun Division

Grinding for a Living

Revenue Village : Nahikala
Gram Panchayat : Thano
Unit : Thano
Division : PMU Raipur



Background

Nahikalan is one of the seven Gram Panchayats selected in PMU Raipur under Uttarakhand Decentralized Watershed Development Project. The Gram Panchayat comprises of 5 Revenue Villages situated at a distance of 5 to 7 kms from Thano. Out of total 24 families, presently there are 17 Households residing in RV Nahikalan whereas other 7 have migrated to Bhogpur non-availability road connectivity, education and health facilities in the RV and nearby areas. The villagers have constructed a fair weather road for plying of

two wheelers with their own efforts and dare the risk of commuting up to Thano and other villages by their motorcycles on this difficult path. The life becomes even more miserable during monsoon season when even this road is damaged. Since there was no flour mill in the area, the villagers faced difficulty for grinding of wheat, especially during monsoon season.

Process

With the initiation of Gramya-II in the area, PRA meetings were conducted in the villages to understand their difficulties and needs to combat the same. Need for one grinding mill emerged as one of the major problems of Nahikalan and its RVs. During open meeting of the village, the name of Smt. Krishna Devi was proposed for selection as beneficiary of grant under vulnerable fund. Taking into account the demand for flour mill, she was granted an amount of Rs. 30,000.00 which helped her set up a flour mill in her house in RV Nahikalan. This has not only helped Smt. Krishna Devi in establishing her own income generating activity but has also proved a boon for the villagers who do not to carry the head load of their grains upto thano for grinding. They can now avail the facility of grinding wheat, millets, maize, coriander, turmeric, chili, etc. in the village itself thus saving their valuable time.

Outcome

As per Smt. Krishna Devi, she was able to earn upto Rs. 400.00 per month but now her income has gradually increased and she is earning more than Rs. 2000.00 per month. Till date she has earned more than Rs. 50,000.00 from her flour mill. She has utilized the amount in cement flooring of her house and has also started sending her son to Jolly Grant for skill based training.

According to Smt. Krishna Devi, "I am grateful that Gramya has provided me livelihood in my house itself. Now I am able to spare daily fare for my son for commuting from Nahikalan to Jolly Grant and back."

— Ms. Uma Chauhan
Facilitator, PMU Raipur

Gramya Revives Water Source

Gram Panchayat : **Sanglakoti**
Unit : **Kandalinadi**
Division : **Pauri**



Background

Gram Panchayat Sangla Koti of Ekeshwar Block is situated in Bhaidgaon Gad micro watershed which in Kandali Nadi Unit of Pauri Division. The GP is inhabited by 61 households. Complete population of the village is dependent on piped water for their daily need of drinking water. Navlya water source which was the only water source providing drinking water to 31 households of Navlya Tok had dried up about 16 year back and people had almost forgotten it due to alternate availability of piped water. Several villagers like Shri Madan Singh, Shri Nandan Singh, Smt. Ramrekhi Devi, Smt. Bhageshwari Devi, Smt. Shakuntala Devi and Shri Dalbir Singh recall that this was the only available source of water several years back and all the households of Sanglakoti used to fill water from this source for their day to day needs of drinking and washing. During meetings with the project staff after initiation of Gramya-II, the villagers informed that their elders also used to tell them that

Navlya Tok was active and was used to fulfill their drinking water requirements long back. However, with the passage of time, the source had dried up and become a thing of the past. Due to availability of piped water, no action was taken for rejuvenating the water source by the villagers or Government departments.

Process

The villagers were informed by the project field staff that dried water source can be rejuvenated by certain treatment, such as, digging of pits and plantation work above the source catchment area. The community was encouraged by this and decided to undertake the work of rejuvenation of Navlya water source through the project. Recharge pits were dug with the help of village women above the water source. This has shown encouraging results with increased water discharge from the source. Since the water source was in dilapidated condition and the water was getting wasted and flowing here and there without any meaningful use.

To check the wastage of water from the source, the villagers have decided to revive the barren land close to the source and make it useful for cultivation of high value crops. More trenches are proposed to be dug above the source and plant Napier grass on farm bunds. This initiative is likely to add to the income of the farmers, besides revival of the wasteland which had become barren partially due to migration and partially on account of people losing interest in agriculture due to 100% dependence on rainwater for agricultural needs.

Outcome

The villagers are now happy with the revival of Navlya water source as this has given them a new hope for revival of their agriculture as also an alternative source of drinking water in case something goes wrong with the tapped water. *Shri Nandan Singh happily exclaims, "We had never imagined that the lost water source can ever be revived."*

— Ms. Bhubneshwari Rana
Facilitator, Unit Kandalinadi

Hope for the Handicapped

Revenue Village : **Bagdidhar**
Gram Panchayat : **Bagdigad**
Unit : **Kandalinadi**
Division : **Pauri**



Background

Shri Deepak Kumar who is a resident of Revenue Village Bagadidhar in Gram Panchayat Bagadigadh of Kandali Nadi Unit of Pauri Division is a physically challenged and slightly mentally retarded person. He lives in the village with his mother and brother who also is uneducated and works in some food joint in the vicinity. The mother somehow managed two square meal for self and her son Deepak by working as a laborer in construction site or in the field of other persons. The family had a very miserable condition during the recent past till they got a source of livelihood with the help of Gramaya-II.

Process

Since, the name of Shri Deepak figured in category three list of wealth ranking during PRA exercise conducted in the village during project initiation period, his name was proposed and selected unanimously for grant under the vulnerable individual fund of Gramya-II. He opted for poultry farming as his income generating activity and in the month of March 2017 he was granted Rs. 30,000.00 for initiating his IGA. With the help of Village Motivator, Shri Deepak managed to make a cage in his backyard and brought 100 chicks for Rs. 2400.00 @ Rs. 24.00 per chick. He took care of the chicks and also managed their feed from the amount received by him as grant.

Outcome

During meeting in village Bagadigad, Mr. Deepak himself committed that he has recently sold 22 chicks from his livestock for Rs. 6000.00 @ Rs. 250.00 to Rs. 300.00 per chick. Interestingly, keeping aside Rs. 500.00 for the poultry feed, he has deposited Rs. 5500.00 in his bank account. He told the project field staff that he intends to purchase the second lot of livestock and their feed from the amount kept aside by him in the bank.

Deepak's mother is a happy woman when she joyfully states, "Earlier when I returned home from work, I had to search for Deepak here and there, but now he is often found sitting near the poultry cage happily admiring the birds. Poultry a ray of hope for us and we will continue with this activity forever by all means."

— Ms. Bhubneshwari Rana
Facilitator, Unit Kandalinadi

Reaping Good Harvest

Gram Panchayat : **Haldwadi**
Unit : **Thano**
Division : **PMU Raipur**



Background

Gram Panchayta Haldwadi, which is one of the 7 intervention GPs in Project Management Unit, Raipur is situated at a distance of 15 kms from Thano. The GP is situated 2 kms away from the motorable road. The main profession of 52 households of the GP is agriculture. More labor and less yield has turned away the community from agriculture and they had become averse to this profession had started looking for some other means of livelihood in the nearby cities.

Process

With the initiation of Gramya-II in the division, the field staff of FNGO, alongwith MDT started the process of mobilizing the community to generate their interest in off season high yielding vegetable crops to enable them earn cash income from agriculture. Several rounds of small scale demonstrations were carried out for high yielding crops of vegetables to motivate the farming community to adopt the same for their livelihood. Finally, in the year 2015-16, the farmers of GP Haldwadi were mobilized for cultivation of PA 1100 high

yielding variety of peas under cluster approach. For cultivation of peas, 25 farmers came forward and pooled 2 hectares of land for the crop. The demonstrate on produced good results with total production of 66.75 quintals of pea production which was sold at Rs. 4,00,500/- giving a net profit of Rs. 300500.00 after deducting expenses.

Outcome

This encouraging rate of production, aroused farmers interest towards high yielding vegetable crops and an FIG was formed in the Gram Panchayat for cultivation of high yielding crops, such as Peas, French Beans, Ginger and Coriander, etc. under cluster approach. The FIG had been functional since then and had been producing and selling beans, finger, peas, etc. in the market. During the current monsoon season, the farmers were mobilized for cultivation of GS-10 variety of high yielding peas during off season on a bigger scale. Accordingly, 50 FIG member farmers came forward and pooled 4.84 hectares of land in GP Haldwadi. The seeds were sown during September 2017. The details of cluster cultivation of peas alongwith production and sales outcomes is given in the table below:

Total Beneficiaries	Coverage area (ha)	Average seed sown per ha.	Production per hectare (Qtl)	Average sale price (Rs. Per Qtl)	Total Production (Qtl)	Total Sale Value (Rs.)	Net Profit after deducting 10% cost (Rs.)
50	4.84	1 qtl.	35	6000	169.40	10,16,400	9,14,800

Thus each participating farmer has earned a profit of Rs. 18,000.00 to Rs. 20,000.00, which they sold at a rate of ranging between Rs. 6000.00 to Rs. 8000.00 per quintal. *Shri Rajpal Singh of Haldwari stated, "This has been a good experience as we have increased our profit manifold, firstly by high yielding crop and secondly by making off season harvest. Thus, each farmer has made good money. Now we intend to cultivate French Beans and Potato under cluster approach."*

— Ms. Geeta Rawat
Coordinator, PMU Raipur

Rain Water Harvesting Tanks Adds to Cash Income

Gram Panchayat : **Sadab**
Unit : **Kempty**
Division : **Tehri**



Background

Gram Panchayat Sadab of Jaunpur Block is situated in Devan Gad micro watershed in Kempty Unit of Tehri Division at a distance of 27 kms from the Unit Office. The Gram Panchayat has a total geographical spread of 159.026 hectares with 56 households having a population of 555. During the PRA exercise conducted in the GP during initiation period, water for drinking and irrigation emerged as the major problem areas. Although, the village is having piped water supply yet drinking for animal and irrigation had been a major issue always. Water scarcity during summers further added to the woes of the residents and they had to depend on supply through tankers.

The only water spring available is 500 meters below the village which is of no

use to the villagers and there is no farm land nearby and being too low the water cannot be lifted for drinking or irrigation purposes. During extreme conditions the villagers turn to this spring to meet day to day demand of drinking water for self and cattle.

Process

After much brainstorming by the project staff and the villagers, rainwater harvesting emerged as the only viable solution for their water needs and the same was incorporated in the GPWDP of the Gram Panchayat. The people were mobilized to adopt rainwater harvesting options and with little difficulty the people were convinced to adopt harnessing of rainwater. As a result, 42 roof water harvesting tanks were proposed in the GPWDP. Interestingly, as on date 32 of these proposed rainwater harvesting tanks have been constructed and work on remaining 10 is in progress.

Outcome

The rainwater harvesting facility have helped in fulfilling water needs of villagers to quite an extent. The rain water on the roof is collected through a water channel in the tank below and used in the time of need. Besides this, the water supply to the village through pipe is also collected in the water tank. This has saved their labor of fetching water from the spring below. The water tanks are rejuvenated during rains which makes the villagers tension free. Most of the villagers have constructed their rainwater harvesting tanks close to their cattle sheds which again saves on their labor. With the construction of rainwater harvesting tanks, change has also been observed in the cropping pattern of the village as they have also taken a shift from traditional crops to growing vegetable crops due to availability of water.

According to villagers, "Now we are growing cash crops like Ginger, French bean, Pea and Potato in places of traditional crops, thus making cash income. Rainwater harvesting facility has also saved on our time and now this time be utilized for other important purposes."

— Ms. Deveshwari Patwal
Facilitator, Unit Kempty

Cash Crops increasing Income of Family

Gram Panchayat	:	Ghandiyala
Revenue Village	:	Ghandiyala
Unit	:	Kempty
Division	:	Tehri



Background

Ghandiyal is single Revenue Village Gram Panchayat of Jaunpur Block situated in Khira Gad micro watershed in Kempty Unit of Tehri Division. The GP is inhabited by 58 households with total 341 population. The Gram Panchayat has a geographical spread of over 236.724 hectares. At the time of initiation of Gramya-II in the division the villagers of Ghandiyal were largely dependent on traditional farming cultivating wheat, maize corn, paddy, finger millet and pulses for subsistence.

Even though majority of the households of the village are engaged in agriculture, most of the land is rainfed except for a perennial stream flowing near the village serving as a source of irrigation for a part of the agriculture land of the village. However, some households of the village had been engaged in growing vegetables but were doing so only to meeting their domestic needs.

Process

Since the inception of Gramya-II in the division, the field staff and been encouraging the farming community of the village to adopt cultivation of off season high yielding variety of vegetable crops to earn cash income. These efforts were further substantiated organizing exposure visits of progress farmers to other locations where farmers were engaged in cultivating these crops under similar conditions. Besides this, trainings were also imparted to have a departure from traditional farming methods to improve technologies in agriculture. Demonstrations of improved variety of seeds were conducted on ginger and pea cultivation.

Mr. Vinod Singh and Mr. Kalyan Singh of the village were provided with 100 kgs of 'Maran' variety of ginger seeds for demonstration purpose. These seeds were cultivated on 2 nalis of land. Sowing and caring was done as per technical support of project experts. The less followed line method of seed sowing was followed. Good amount of cow dung compost, regular care and timely intercultural treatment helped in achieving good yield of ginger crop of more than 7 times the seed sown.


Outcome

Both these farmers sold their farm produce of 720 kgs in the market @ Rs. 30.00 per kg and earned Rs. 21,600.00. They made a net profit of Rs.20,900.00 after deducting Rs. 700.00 towards truck freight. Mr. Vinod and Mr. Kalyan Singh are motivating other members of their FIG for adoption of cash crops. For the ensuing season, the members of this FIG have planned to cultivate Maran variety of given on large expanse of land under cluster approach.

— Ms. Binita Baratwal
Facilitator, Unit Kempty

Making Vermi Compost for a Living

Gram Panchayat : **Thano**
Revenue Village : **Kaknawa Maichak Talai**
Unit : **Raipur**
Division : **PMU (MWS), Raipur**



Background

Shri Mukesh Tiwari, S/o. Shri Mast Ram Tiwari is a resident of Revenue Village Kaknawa Maichak Talai of GP Thano. Shri Mukesh is a graduate who has done diploma course in Hotel Management. After obtaining diploma in Hotel Management, he was trained in Banaras and thereafter he worked in several good hotels in Bombay for more than 10 years. Due to his family problems he also worked in Dehradun for two years from 2012 to 2014.

Process

After the initiation of Gramya-II in the Division, Shri Mukesh started taking keen interest in Gramya activities and attended each and every meeting of the project. Being an educated person, he was appointed on the post of Accounts

Assistant in the project, which provided him with a fixed income in the village itself to meet the daily needs of his family. This encouraged him to take up other ventures for a living. During project meetings, trainings were conducted in the Division where demonstrations were carried out on compost making and villagers were told about the disadvantages of using chemical fertilizers and pesticides in the fields. The farmers identified and selected by the project were provided with compost pits for demonstration purpose. Shri Mukesh was one of the recipients of compost pit with aid from the project. These compost pit have a capacity of producing 20 to 24 quintals of vermi compost per year in four cycles of 3 months each.



Along with the compost pits, the beneficiary farmers were also provided with 2 kgs. of Eisenia Foetida variety of earth work, popularly known as red worm. These earth worms feed on the carbonic elements and soil and produce good quality fertilizer which contain enzymes, vitamins and microbial which provide useful nutrition to the crops. These worms can eat and digest waste up to 3 to 6 times of their weight. As these worms grow to the age of 50 to 60-days, they deliver cocoons (eggs), each cocoon having a capacity to produce 6 to 14 baby worms. These worms have a life cycle of 75 to 90 days. The vermi compost pit must be kept free of plastic, wood and cloth.

Outcome

With the use of 5 quintals of vermi compost in his crop of Tomato, Turmeric, Chilli, Arbi, ginger and Guldawdi flowers, Shri Mukesh has made an income 47,000.00. He also sold the surplus quantity of vermi compost for Rs. 7,000.00 to other farmers at the rate of Rs. 10.00 per kg. According to Shri

Mukesh, he has advance booking for vermi compost. The break of his agriculture income had been as follows:

Product Name	Quantity (Kgs.)	Rate (per kg.)	Amount (Rs.)
Vermi-compost	700	Rs. 10.00	7,000.00
Ginger	500	Rs. 40.00	20,000.00
Masoor	90	Rs. 80.00	7,200.00
Turmeric	84	Rs.150.00	12,600.00
Tomato	170	Rs. 20.00	3,400.00
Beans	15	Rs. 60.00	900.00
Fresh Coriander	32	Rs. 50.00	1,600.00
Guldawadi Flowers	17	Rs. 80.00	1,360.00
Total			54,060.00

Encouraged by the results of agricultural output and increased demand of vermi compost, Shri Mukesh is planning to take up compost making on a large scale. A happy Shri Mukesh states with a deep sense of gratitude "I am grateful that Gramya has provided me with an opportunity to return to my village and think about life in a different way and explore other opportunities."

—Swati Panwar
PMU (MWS), Raipur



ANNEXURES

ANNEXURE -1**List of Vulnerable Individual Beneficiaries and Vulnerable Groups****(1-A) Vulnerable Individual Beneficiaries (FY 2017-18)**

SN	Name of GP	Name of RV	Name of Beneficiary	Sex	Social Catg.	Activity	Grant Allotted (in Rs.)
PMU (MWS) RAIPUR							
1	Dharkot	Katkod Kala	Jogendra Singh	M	GEN	Milch Animal	30,000
2	Nahikala	Nahinkala	Dharmbir Singh	M	GEN	Poultry	30,000
3	Sindhwalgaon	Jakar	Surendra Singh	M	GEN	Goat Rearing	30,000
4	Sindhwalgaon	Sindhwal gaon	Virender Singh	M	GEN	Poultry	30,000
5	Dharkot	Dharkot	Nirmala Devi	F	GEN	Milch Animal	30,000
6	Dharkot	Katkot Khurd	Guddi Devi	F	GEN	Goat Rearing	30,000
7	Dharkot	Katkot Khurd	Somraj	M	SC	Goat Rearing	30,000
8	Haldawari	Haldawari	Kirti Singh	M	GEN	Goat Rearing	30,000
9	Haldawari	Haldawari	Suman Devi	F	GEN	Milch Animal	30,000
10	Sangaon	Sangaon	Shamshair Singh	M	GEN	Goat Rearing	30,000
11	Sangaon	Sangaon (Ranikhet)	Usha Devi	F	GEN	Goat Rearing	30,000
12	Sangaon	Sangaon (Ranikhet)	Kushumlata Devi	F	GEN	Poultry	30,000
13	Thano	Kaknava	Urmila Devi	F	GEN	Milch Animal	30,000
14	Thano	Kaknava	Kushal Pal	M	GEN	Milch Animal	30,000
15	Thano	Kaknava	Madhu Devi	F	GEN	Milch Animal	30,000
16	Thano	Kaknava	Manju Devi	F	GEN	Milch Animal	30,000
17	Thano	Kaknava	Sunita Devi	F	GEN	Milch Animal	30,000
18	Thano	Kaknava	Chandramati Devi	F	GEN	Milch Animal	30,000
19	Haldawari	Baderana kala	Gayatri devi	F	GEN	Goat Rearing	30,000
20	Haldawari	Baderana kala	Sunita devi	F	GEN	Goat Rearing	30,000
21	Haldawari	Baderana kala	Krishna devi	F	GEN	Goat Rearing	30,000
22	Sangaon	Sangoan	Pramod Pundir	M	GEN	Milch Animal	30,000
23	Sangaon	Sangaon	Jagmohan singh	M	GEN	Flour Mill	30,000
24	Sangaon	Sangoan	Mahipal singh	M	GEN	Juice corner (Machine)	30,000
25	Upper talai	Tangoligarh	Surendrasingh	M	GEN	Goat Rearing	30,000
26	Upper talai	Tangoligarh	Ms. Pooja Bisht	F	GEN	Goat Rearing	30,000
27	Upper talai	Tangoligarh	Gyan Singh	M	GEN	Goat Rearing	30,000
28	Upper talai	Tangoligarh	Pooran Singh	M	SC	Goat Rearing	30,000
29	Dharkot	Kuthar	Sunder Lal	M	SC	Goat Rearing	30,000
30	Dharkot	Kuthar	Andeep	M	SC	Poultry	30,000
31	Dharkot	Kuthar	Pradeep	M	SC	Poultry	30,000
32	Haldwari	Baderana kala	Hambeer Singh	M	GEN	Goat Rearing	30,000
33	Upper talai	Tangoligarh	Veer Singh	M	SC	Goat Rearing	30,000
34	Nahikala	Sateli	Ram Lal	M	GEN	Milch Animal	30,000
35	Dharkot	Simiyand	Sohani devi	F	GEN	Goat Rearing	30,000
36	Dharkot	Simiyand	Ms. Nitika	F	GEN	Milch Animal	30,000
37	Dharkot	Simiyand	Ms. Saroj	F	GEN	Milch Animal	30,000
38	Dharkot	Simiyand	Ms. Usha Devi	F	GEN	Milch Animal	30,000
39	Sangaon	Sangaon (east)	Sukhram	M	GEN	Goat Rearing	30,000
40	Sangaon	Sangaon (east)	Sarita Devi	F	GEN	Milch Animal	30,000
41	Sangaon	Sangaon (east)	Vinita Chamoli	F	GEN	Tailoring	30,000

SN	Name of GP	Name of RV	Name of Beneficiary	Sex	Social Catg.	Activity	Grant Allotted (in Rs.)
42	Sangaon	Sangaon W	Vijendra Singh	M	GEN	Goat Rearing	30,000
43	Sangaon	Sangaon ranikhet	Gajendra Singh	M	GEN	Goat Rearing	30,000
44	Sangaon	Sangaon (east)	Dhirendra Singh	M	GEN	Goat Rearing	30,000
45	Upper talai	Upper talai	Chaman Lal	M	GEN	Goat Rearing	30,000
46	Upper talai	Upper talai	Bhagirathi Devi	F	GEN	Milch Animal	30,000
47	Upper talai	Upper talai	Khimanand	M	GEN	Milch Animal	30,000
48	Upper talai	Upper talai	Soni Devi	F	GEN	Milch Animal	30,000
49	Dharkot	Dharkot	Anup Singh	M	GEN	Photostate Shop	30,000
50	Sindhwal gaon	Pharti	Mamta Devi	F	GEN	Milch Animal	30,000
51	Sangaon	Sangaon	Jaypal Singh	M	GEN	Milch Animal	30,000
Total (51 VIs)							15,30,000
DEHRADUN DIVISION							
CHARATA UNIT, DEHRADUN DIVISION							
1	Rawna	Rawna	Beena Devi	F	SC	Goat Rearing	30,000
2	Rawna	Rawna	Roshni Devi	F	SC	Goat Rearing	30,000
3	Rawna	Rawna	Jalma Devi	F	SC	Goat Rearing	30,000
4	Rawna	Rawna	Munni Devi	F	SC	Goat Rearing	30,000
5	Baniyana	Baniyana	Sina	F	SC	Goat Rearing	30,000
6	Sujau	Sujau	Heena Devi	F	SC	Milch Animal	30,000
7	Samog	Samog	Neetu Devi	F	ST	Goat Rearing	30,000
8	Samog	Samog	Hansu DEvi	F	ST	Goat Rearing	30,000
9	Samog	Samog	Shiva Das	M	SC	Goat Rearing	30,000
10	Kurad khanad sichad	Kurad khanad sichad	Gumanu	M	SC	Blacksmith	30,000
11	Kurad khanad sichad	Kurad khanad sichad	Shanti	M	SC	Plumber	30,000
12	Rawna	Rawna	Vimla Devi	F	SC	Goat Rearing	30,000
13	Baniyana	Baniyana	Savita Verma	F	SC	Goat Rearing	30,000
14	Birmau	Birmau	Dinesh	M	SC	Carpenter	30,000
15	Thana	Thana	Suman Devi	F	SC	Milch Animal	30,000
16	Samog	Samog	Dhyanu	M	SC	Goat Rearing	30,000
17	Baniyana	Baniyana	Dhaniram	M	SC	Goat Rearing	30,000
18	Sujau	Sujau	Suppa	M	SC	Carpenter	30,000
19	Sujau	Sujau	Meera Devi	F	SC	Milch Animal	30,000
20	Sujau	Sujau	Gajju	M	SC	Goat Rearing	30,000
21	Kandad	Indroli	Sanjay Singh	M	ST	Milch Animal	30,000
22	Kandad	Kandad	Chatru	M	SC	Goat Rearing	30,000
23	Jogio	Jogio	Santo Devi	F	SC	Goat Rearing	30,000
24	Jogio	Jogio	Parmesh	M	ST	Goat Rearing	30,000
25	Jogio	Jogio	Chandiyaru Das	M	SC	Goat Rearing	30,000
26	Jogio	Jogio	Hukum Verma	M	SC	Goat Rearing	30,000
27	Jogio	Jogio	Sinha Singh	M	SC	Goat Rearing	30,000
28	Manjh Gaon	Manjh Gaon	Sanju	M	SC	Goat Rearing	30,000
29	Manjh Gaon	Manjh Gaon	Chhanu Das	M	SC	Goat Rearing	30,000
30	Manjh Gaon	Manjh Gaon	Sutiya	M	SC	Goat Rearing	30,000
31	Rawna	Rawna	Gendo Devi	F	SC	Goat Rearing	30,000
32	Rawna	Rawna	Sibbo Devi	F	SC	Goat Rearing	30,000
33	Rawna	Rawna	Om Prakash	M	SC	Goat Rearing	30,000
34	Rawna	Rawna	Kikru	M	SC	Goat Rearing	30,000
35	Rawna	Rawna	Phulo Devi	F	SC	Milch Animal	30,000
36	Mindal	Mindal	Indru Das	M	SC	Goat Rearing	30,000

SN	Name of GP	Name of RV	Name of Beneficiary	Sex	Social Catg.	Activity	Grant Allotted (in Rs.)
37	Mindal	Mindal	Nagu Devi	F	ST	Goat Rearing	30,000
38	Mindal	Mindal	Manu Das	M	SC	Carpenter	30,000
39	Tungra	Tungra	Santo Devi	F	SC	Goat Rearing	30,000
40	Tungra	Tungra	Pushpa Devi	F	SC	Goat Rearing	30,000
41	Manjh Gaon	Manjh Gaon	Raveeta	F	SC	Goat Rearing	30,000
42	Mehrawana	Mehrawana	Pratima Chauhan	F	ST	Goat Rearing	30,000
43	Mehrawana	Mehrawana	Seema Devi	F	ST	Goat Rearing	30,000
44	Mehrawana	Mehrawana	Mangseru	M	SC	Goat Rearing	30,000
45	Sawra	Sawra	Chhuma Devi	F	SC	Goat Rearing	30,000
46	Mehrawana	Mehrawana	Dhan Singh	M	ST	Goat Rearing	30,000
47	Baniyana	Baniyana	Inder Singh	M	ST	Goat Rearing	30,000
48	Baniyana	Baniyana	Gussu	M	SC	Goat Rearing	30,000
49	Baniyana	Baniyana	Ganesh	M	OBC	Goat Rearing	30,000
50	Baniyana	Baniyana	Bhumi Devi	F	SC	Goat Rearing	30,000
51	Baniyana	Baniyana	Sant Ram	M	ST	Goat Rearing	30,000
52	Baniyana	Baniyana	Pratap singh	M	ST	Goat Rearing	30,000
53	Baniyana	Baniyana	Durga Bahadur	M	OBC	Goat Rearing	30,000
54	Baniyana	Baniyana	Dil Bahadur	M	OBC	Goat Rearing	30,000
55	Nithla	Bisoi	Shiv Das	M	SC	Blacksmith	30,000
56	Tungra	Tungra	Gopi	M	SC	Goat Rearing	30,000
57	Tungra	Tungra	Rampal	M	SC	Goat Rearing	30,000
58	Baniyana	Baniyana	Chandar Singh	M	ST	Goat Rearing	30,000
59	Baniyana	Baniyana	Keshar singh	M	ST	Goat Rearing	30,000
60	Rawna	Rawna	Kavita Devi	F	SC	Goat Rearing	30,000
61	Rawna	Rawna	Sumita Devi	F	ST	Goat Rearing	30,000
62	Rawna	Rawna	Bhipari Devi	F	SC	Goat Rearing	30,000
63	Rikhad	Rikhad	Bhadu	M	SC	Goat Rearing	30,000
64	Rikhad	Rikhad	Chhuma Devi	F	SC	Goat Rearing	30,000
65	Rikhad	Rikhad	Chaitram	M	SC	Goat Rearing	30,000
66	Mehrawana	Mehrawana	Maddi Das	M	SC	Flour Mill	30,000
Total (66 VIs)							19,80,000
KWANSI UNIT, DEHRADUN DIVISION							
67	Bijnu	Bijnu	beena Devi	F	ST	Tailoring	30,000
68	Bijnu	Bijnu	Boby	M	SC	Carpenter	30,000
69	Bijnu	Chunoti	Chhuma devi	F	SC	Milch Animal	30,000
70	Sidibarkoti	Sidibarkoti	Narayan Singh	M	ST	Milch Animal	30,000
71	Birpa	Birpa	Sunny	M	SC	Milch Animal	30,000
72	Lakhamandal	Lakhamandal	Arvind Sharma	M	ST	Milch Animal	30,000
73	Kandoi Bondur	Kandoi Bondur	Janno devi	F	SC	Milch Animal	30,000
74	Kandoi Bondur	Kandoi Bondur	pulma devi	F	SC	Milch Animal	30,000
75	Kunna	Kunna	Balbir Singh	M	ST	Milch Animal	30,000
76	Kunna	Kunna	Vinod	M	SC	Carpenter	30,000
77	Punah Pokhri	Punah Pokhri	Anand Singh	M	ST	Goat Rearing	30,000
78	Punah Pokhri	Punah Pokhri	Mohan Singh	M	ST	Goat Rearing	30,000
79	Punah Pokhri	Punah Pokhri	Bhajju	M	SC	Milch Animal	30,000
80	Birpa	Birpa	Rupo Devi	F	ST	Goat Rearing	30,000
81	Rangeu	Rangeu	Hagadu	M	SC	Carpenter	30,000
82	Rangeu	Rangeu	Shanti Prakash	M	SC	Plumber	30,000
83	Dhaurapudiya	Dhaurapudiya	Jhullo Devi	F	SC	Goat Rearing	30,000
84	Dhaurapudiya	Dhaurapudiya	Indru	M	SC	Milch Animal	30,000
85	Myuda	Myuda	Chandru	M	SC	Milch Animal	30,000
86	Rangeu	Rangeu	Khajan	M	SC	Goat Rearing	30,000

SN	Name of GP	Name of RV	Name of Beneficiary	Sex	Social Catg.	Activity	Grant Allotted (in Rs.)
87	Sidibarkoti	Sidibarkoti	Saina Devi	F	ST	Goat Rearing	30,000
88	Punah Pokhari	Punah Pokhari	Santan Singh	M	SC	Milch Animal	30,000
89	Chhultad	Chhultad	Vinod Kumar	M	SC	Carpenter	30,000
90	Myuda	Myuda	Naveen Singh	M	SC	Blacksmith	30,000
91	Myuda	Myuda	Vinita Devi	F	SC	Milch Animal	30,000
92	Myuda	Myuda	Hari	M	SC	Blacksmith	30,000
93	Lakhamandal	Lakhamandal	Manoj Gaur	M	ST	Goat Rearing	30,000
94	Lakhamandal	Lakhamandal	Arveena Devi	F	ST	Tailoring	30,000
95	Lakhamandal	Lakhamandal	Sushila Devi	F	SC	Goat Rearing	30,000
96	Chhultad	Chhultad	Gyaru	M	SC	Milch Animal	30,000
97	kandiobondoor	kandiobondoor	Pramod	M	SC	Sound System	30,000
98	Gauthad	Gauthad	Geeta Devi	F	SC	Tailoring	30,000
99	Gauthad	Gauthad	Neero Devi	F	ST	Goat Rearing	30,000
100	Punah Pokhari	Punah Pokhari	Shurveer Singh	M	ST	Milch Animal	30,000
101	Punah Pokhari	Punah Pokhari	Rajjo Devi	F	ST	Tailoring	30,000
102	Punah Pokhari	Punah Pokhari	Vijendra Singh	M	ST	Goat Rearing	30,000
103	Khatwa	Khatwa	Sainju	M	SC	Goat Rearing	30,000
104	Khatwa	Khatwa	kamal Singh	M	ST	Goat Rearing	30,000
105	Khatwa	Khatwa	Chandra Bahudur	F	OBC	Carpenter	30,000
106	Khatwa	Khatwa	Suman singh	M	ST	Carpenter	30,000
107	Manwa	Manwa	Shikah Devi	F	ST	Goat Rearing	30,000
108	Manwa	Manwa	Dinesh	M	ST	Milch Animal	30,000
109	Bijnu	Chunoty	Ratni Devi	F	ST	Milch Animal	30,000
110	Dhaurapudiya	Dhaurapudiya	Sardar Singh	M	ST	Milch Animal	30,000
111	Kunna	Kunna	Kundan Singh	M	SC	Milch Animal	30,000
112	Kunna	Kunna	Aamo Devi	F	ST	Goat Rearing	30,000
113	Dhaurapudiya	Dhaurapudiya	Kisan Singh	M	ST	Goat Rearing	30,000
114	Kandoi Bondur	Kandoi Bondur	Bhagat Ram	M	SC	Goat Rearing	30,000
115	Kandoi Bondur	Kandoi Bondur	Sunil	M	SC	Videography	30,000
116	Rangeu	Rangeu	Pappu	M	SC	Sound System	30,000
117	Manuwa	Manuwa	Dinesh	M	SC	Milch Animal	30,000
118	Sidibarkoti	Sidibarkoti	Kedar Singh	M	ST	Milch Animal	30,000
Total (52 VIs)							15,60,000
SAHIYA UNIT, DEHRADUN DIVISION							
119	Jhutaya	Thureu	Narayan Singh	M	ST	Flour Mill	30,000
120	Jhutaya	Jhutaya	Atar Singh	M	ST	Goat Rearing	30,000
121	Jhutaya	Seri	Param Singh	M	ST	Carpenter	30,000
122	Haripur	Haripur	Satish	M	SC	Sound System	30,000
123	Haripur	Haripur	Jafar nawaj	M	OBC	Goat Rearing	30,000
124	Haripur	Haripur	Naseem	M	OBC	Carpenter	30,000
125	Haripur	Haripur	Ms. Rajiyabano	F	OBC	Tailoring	30,000
126	Haripur	Haripur	Km. Monika	F	OBC	Beauty Parlour	30,000
127	Tilwari	Tilwari	Mr karam Singh	M	ST	Goat Rearing	30,000
128	Tilwari	Tilwari	Kadir	M	OBC	Sound System	30,000
129	Tilwari	Tilwari	Ms. Israt Jahan	F	OBC	Tailoring	30,000
130	Timara	Timara	Bagatdass	M	SC	Carpenter	30,000
131	Timara	Timara	Bhaktu	M	SC	Tyre panchar	30,000
132	Viyasbhud	Viyasbhud	Mr Khajan Singh	M	SC	Carpenter	30,000
133	Maletha	Dunwa	Anita Devi	F	ST	Milch Animal	30,000
134	Vyasnahri	Vyasnahri	Kamal Verma	M	SC	Electrician	30,000
135	Vyasnahri	Vyasnahri	Bhotiya Verma	M	SC	Blacksmith	30,000
136	Vyasnahri	Vyasnahri	Rekha Devi	F	SC	Goat Rearing	30,000

SN	Name of GP	Name of RV	Name of Beneficiary	Sex	Social Catg.	Activity	Grant Allotted (in Rs.)
137	Jhutaya	Nichhiya	Budh Ram	M	ST	Goat Rearing	30,000
138	Panjiya	Chapnu	Pradeep	M	SC	Musical Instruments	30,000
139	Panjiya	Panjiya	Kaatku Ram	M	SC	Blacksmith	30,000
140	Dilau	Dilau	Manisha Devi	F	SC	Milch Animal	30,000
141	Supau	Keshau	Gendo Devi	F	SC	Goat Rearing	30,000
142	Dilau	Dilau	Santa	M	SC	Carpenter	30,000
143	Viyasnahri	Viyasnahri	Ghema Dass	M	SC	Goat Rearing	30,000
144	Viyasnahri	Viyasnahri	Suresh Verma	M	SC	Goat Rearing	30,000
145	Haripur	Haripur	Devendra Singh	M	OBC	Goat Rearing	30,000
146	Tilwari	Tilwari	Tarannum	F	OBC	Tailoring	30,000
147	Tilwari	Tilwari	Babu Ram	M	GEN	Sound System	30,000
148	Tilwari	Tilwari	Shurveer Singh	M	ST	Catring	30,000
149	Tilwari	Tilwari	Alam Singh	M	GEN	Catring	30,000
150	jhutaya	Nichiya	Dinesh Singh	M	ST	Plumber	30,000
151	jhutaya	Nichiya	Uma Devi	F	ST	Milch Animal	30,000
152	jhutaya	jhutaya	Param Singh	M	ST	Goat Rearing	30,000
153	Supau	Supau	Tulsi Ram	M	SC	Blacksmith	30,000
154	Supau	Supau	Diwan Singh	M	SC	Carpenter	30,000
155	Maletha	Dunwa	Neelam Chauhan	F	ST	Tailoring	30,000
156	Maletha	Dunwa	Puja Chauhan	F	ST	Beauty Parlour	30,000
157	kharaya	kharaya	Dasiya	M	SC	Barber	30,000
158	Supau	Supau	Ataru	M	SC	Goat Rearing	30,000
159	jhutaya	Sairy	Mohan Singh	M	ST	Goat Rearing	30,000
160	jhutaya	Thureu	Madu Dass	M	SC	Goat Rearing	30,000
161	Haripur	Haripur	kavita Devi	F	ST	Milch Animal	30,000
162	Haripur	Haripur	Ishwar Singh	M	ST	Milch Animal	30,000
163	Haripur	Haripur	Ravi Kumar	M	SC	Carpenter	30,000
164	kharaya	kharaya	Suman Devi	F	ST	Milch Animal	30,000
165	Ubhreu	Ubhreu	Diwan Singh	M	ST	Goat Rearing	30,000
166	Ubhreu	Ubhreu	Daya Ram	M	ST	Milch Animal	30,000
167	Ubhreu	Ubhreu	Naag Chandra	M	ST	Milch Animal	30,000
168	Ubhreu	Ubhreu	Dan Singh	M	ST	Goat Rearing	30,000
169	Haripur	Haripur	Saira Bano	F	OBC	Goat Rearing	30,000
170	Haripur	Haripur	Munna Das	M	SC	Handicraft	30,000
171	Jhutaya	Jhutaya	Tulsi Negi	M	ST	Carpenter	30,000
172	Tipau	Tipau	Chhuma Devi	F	SC	Milch Animal	30,000
173	Kharaya	Kharaya	Jagat Ram	M	ST	Goat Rearing	30,000
174	Kharaya	Kharaya	Anil Kumar	M	SC	Carpenter	30,000
175	Vyasnahri	Vyasnahri	Asha Devi	F	ST	Tailoring	30,000
176	Haripur	Haripur	Santo Devi	F	SC	Milch Animal	30,000
177	Maletha	Dunwa	Sukiya Ram	M	SC	Blacksmith	30,000
178	Maletha	Dunwa	Narender Chauhan	M	ST	Carpenter	30,000
179	Tilwari	Tilwari	Geeta Kaushik	F	GEN	Goat Rearing	30,000
180	Tilwari	Tilwari	Balam Singh	M	GEN	Poultry	30,000
181	Kharaya	Kharaya	Shantiram	M	ST	Milch Animal	30,000
182	Kharaya	Kharaya	Matwar Singh	M	ST	Milch Animal	30,000
183	Vyasnahri	Vyasnahri	Neelam Devi	F	SC	Milch Animal	30,000
184	Vyasnahri	Vyasnahri	Ayub Ali	M	OBC	Electrician	30,000
185	Kalsi	Kalsi	Rajendra singh	M	ST	Electrician	30,000
186	Kalsi	Kalsi	Nagchand	M	ST	Tailoring	30,000
187	Timra	Timra	Uma Devi	F	SC	Goat Rearing	30,000

SN	Name of GP	Name of RV	Name of Beneficiary	Sex	Social Catg.	Activity	Grant Allotted (in Rs.)
188	Timra	Timra	Darshani Devi	F	ST	Milch Animal	30,000
189	Timra	Timra	Tikam Singh	M	SC	Carpenter	30,000
190	Timra	Timra	Vineeta	F	SC	Goat Rearing	30,000
191	Tilwari	Tilwari	Julfkaar Ali	M	OBC	Barber	30,000
192	Vyasnahri	Vyasnahri	Mahboob	M	OBC	Cosmetic	30,000
193	Kalsi	Kalsi	Mohan Lal	M	ST	Mobile Repairing	30,000
194	Kalsi	Kalsi	Shanti Ram	M	ST	Milch Animal	30,000
195	Maletha	Maletha	Santo Devi	F	SC	Goat Rearing	30,000
196	Jhutaya	Thureu	Sawari Devi	F	SC	Goat Rearing	30,000
197	Jhutaya	Jhutaya	Madan Singh	M	ST	Goat Rearing	30,000
198	Sakni	Sakni	Sanno Devi	F	SC	Tailoring	30,000
199	Sakni	Alsi	Bhaw Singh	M	SC	Goat Rearing	30,000
200	Bansar	Dudhau	Jawahar Singh	M	ST	Goat Rearing	30,000
201	Bansar	Dudhau	Kundan Singh	M	ST	Goat Rearing	30,000
202	Maletha	Dunwa	Bhotiya	M	SC	Water Mill	30,000
203	Ara	Ara	Sunita devi	F	SC	Goat Rearing	30,000
204	Timra	Timra	Prem Verma	M	SC	Barber	30,000
205	Tilwari	Tilwari	Vinay kumar	M	GEN	Electrician	30,000
206	Tilwari	Tilwari	Rajiya	F	OBC	Goat Rearing	30,000
207	Vyasnahri	Vyasnahri	Suppa Das	M	SC	Milch Animal	30,000
208	Kalsi	Kalsi	Manish	M	SC	Milch Animal	30,000
Total (90 VIs)							27,00,000
Total (Dehradun Division – 208 VIs)							62,40,000
PAURI DIVISION							
KANDALINADI UNIT, PAURI DIVISION							
1	Sanglakoti	Simi	Anand Singh	M	GEN	Goat Rearing	30,000
2	Bagdigad	Matgal	Yasvant	M	SC	Goat Rearing	30,000
3	Ghandiyal	Ghandiyal Talla	Budhi Ram	M	SC	Goat Rearing	30,000
4	Ghandiyal	Chimlidaang	Chandan Das	M	SC	Goat Rearing	30,000
5	Jhalpadi	Jhalpadi	Mrs Sarshwati Devi	F	GEN	Goat Rearing	30,000
6	Bagdigaad	Bagdidhar	Rama Devi	F	GEN	Goat Rearing	30,000
7	Bhaduli	Bhaduli	Madan Mohan	M	SC	Goat Rearing	30,000
8	Melgaon	Melgaon	Laxmi Devi	F	GEN	Goat Rearing	30,000
9	Veena Malli	Veena Malli	Pradeep Singh	M	GEN	Goat Rearing	30,000
10	Saknoli	Saknoli	Munni devi	F	GEN	Goat Rearing	30,000
11	Saknoli	Saknoli	Satyapal singh	M	GEN	Goat Rearing	30,000
12	Saknoli	Saknoli	Gambeer singh	M	GEN	Goat Rearing	30,000
13	Saknoli	Saknoli	Rajendra singh	M	GEN	Goat Rearing	30,000
14	Saknoli	Saknoli	Dinesh chandra	M	SC	Goat Rearing	30,000
15	Beenagad	Beenagad	Balwant	M	SC	Goat Rearing	30,000
16	Bhaduli	Bhaduli	Deepa devi	F	GEN	Milch Animal	25,000
17	Bhaduli	Bhaduli	Shanti Lal	M	SC	Blacksmith	25,000
18	Bagdigad	Bagdigad	Tula Ram	M	SC	Blacksmith	25,000
19	Bagdigad	Bagdigad	Pursotam	M	GEN	Goat Rearing	30,000
20	Bagdigad	Bagdigad	Guddi devi	F	GEN	Goat Rearing	30,000
21	Bagdigad	Bagdigad	Sunita devi	F	GEN	Goat Rearing	30,000
22	Beenadhar	Beenadhar	Shakuntala devi	F	GEN	Goat Rearing	30,000
23	Beenadhar	Beenadhar	Hari singh	M	GEN	Goat Rearing	30,000
24	Beenamalli	Beenamalli	Jaipal singh	M	GEN	Goat Rearing	30,000
25	Beenamalli	Beenamalli	Ashsa devi	F	GEN	Goat Rearing	30,000
26	Bhaduli	Bhaduli	Kavita devi	F	GEN	Goat Rearing	30,000

SN	Name of GP	Name of RV	Name of Beneficiary	Sex	Social Catg.	Activity	Grant Allotted (in Rs.)
27	Bhaduli	Bhaduli	Darshan lal	M	SC	Goat Rearing	30,000
28	Bhaduli	Bhaduli	Bhagwati Prasad	M	GEN	Goat Rearing	30,000
29	Bhaduli	Bhaduli	Prem lal	M	SC	Goat Rearing	30,000
30	Mailgaon	Mailgaon	Dhaneshwari devi	F	GEN	Goat Rearing	30,000
31	Pand	Kasani	Manoj Kumar	M	SC	Goat Rearing	30,000
32	Pokhada	Pokhada	Sushil Kumar	M	SC	Goat Rearing	30,000
33	Pokhada	Pokhada	Shakuntala devi	F	GEN	Goat Rearing	30,000
34	Bhaduli	Bhaduli	Dinesh chandra	M	SC	Musical Instruments	15,000
35	Pokhada	Pokhada	Omprakash	M	SC	Musical Instruments	15,000
36	Pokhada	Pokhada	Rameshwari devi	F	GEN	Masala Chaki	30,000
37	Paand	Paand	Sureshi devi	F	GEN	Tailoring	15,000
Total (37 VIs)							10,50,000
PATISAIN UNIT, PAURI DIVISION							
38	Bharpur	Moukhal	Surender Singh	M	GEN	Milch Animal	30,000
39	Gorli	Gorli	Vijay Prakash	M	SC	Musical Instruments	20,000
40	Ida Malla	Ida Malla	Prithvipal	M	SC	Musical Instruments	15,000
41	Jaintoli Talli	Jaintoli Talli	Manoj Singh	M	GEN	Tailoring	30,000
42	Kathuli	Manjuli	Harshi Devi	F	GEN	Goat Rearing	30,000
43	Kulasu	Kulasu	Kanti Devi	F	GEN	Milch Animal	30,000
44	Maalai	Bhainswada	Vijeshwari Devi	F	SC	Goat Rearing	30,000
45	Redu	Jairal	Bhagwati Prasad	M	GEN	Milch Animal	30,000
46	Redu	Kimola	Ramswaroop	M	SC	Musical Instruments	15,000
47	Tachhwad	Tachhwad	Seeta Devi	F	GEN	Milch Animal	30,000
48	Tachhwad	Tachhwad	Nandan Singh	M	GEN	Milch Animal	30,000
49	Bharpur	Bharpur	Dalip singh	M	SC	Goat Rearing	30,000
50	Bamoli	Sakinda	Sunil singh	M	GEN	Goat Rearing	30,000
51	Chaumasudhar	Chaumasudhar	Mohan lal	M	SC	Goat Rearing	30,000
52	Chaumasudhar	Chaumasudhar	Sateshwari devi	F	SC	Goat Rearing	30,000
53	Gorli	Gorli	Vijay	M	GEN	Goat Rearing	30,000
54	Tachwar	Tachwar	Vimal singh	M	GEN	Goat Rearing	30,000
55	Tachwar	Tachwar	Jagdish singh	M	SC	Goat Rearing	30,000
56	Naaw	Thaplu	Raji devi	F	SC	Goat Rearing	30,000
57	Bhapur	Bharpur	Jagat singh	M	SC	Goat Rearing	30,000
58	Naaw	Naaw	Sarojini devi	F	GEN	Goat Rearing	30,000
59	Naaw	Naaw	Devendra singh	M	GEN	Goat Rearing	30,000
60	Naaw	Nagroli	Kailash	M	GEN	Goat Rearing	30,000
61	Chaumasudhar	Ukhlet	Mahima Nand	M	GEN	Goat Rearing	30,000
62	Chaumasudhar	Chaumasudhar	Deveshwari devi	F	SC	Goat Rearing	30,000
63	Gorli	Gorli	Kavita devi	F	SC	Goat Rearing	30,000
64	Gorli	Gorli	Godambari	F	GEN	Goat Rearing	30,000
65	Gwad Talla	Gwad Talla	Krishan Kumar	M	GEN	Goat Rearing	30,000
66	Kathuli	Manjuli	Ramchandri devi	F	GEN	Milch Animal	30,000
67	Redu	Redu	Keshar singh	M	SC	Musical Instruments	8,000
68	Chaumasudhar	Ukhlet	Madhuri devi	F	GEN	Milch Animal	20,000
69	Idamalla	Idamalla	Jaya Lal	M	SC	Goat Rearing	30,000
70	Bharpur	Pipkhola	Vikram Singh	M	GEN	Goat Rearing	30,000

SN	Name of GP	Name of RV	Name of Beneficiary	Sex	Social Catg.	Activity	Grant Allotted (in Rs.)
71	Jaintoli Talli	Jaintoli Talli	Sunil singh	M	GEN	Goat Rearing	30,000
72	Bamoli	Sakinda	Sharat Singh	M	SC	Goat Rearing	30,000
73	Jaintoli Talli	Jaintoli Bichhli	Ganga Singh	M	SC	Goat Rearing	30,000
74	Idamalla	Ida talla	Ramesh chandra	M	SC	Blacksmith	15,000
75	Tachwar	Tachwar	Shivender Singh	M	GEN	Tailoring	15,000
76	Naw	Nagroli	Virender Lal	M	SC	Musical Instruments	15,000
77	Kagthun	Kagthun	Subhash	M	GEN	Grocery Shop	30,000
78	Naw	Ghatgarh	Virender Singh	M	GEN	Horse	30,000
79	Patal Gonth	Patal Gonth	Hari Om	M	GEN	Milch Animal	20,000
Total (42 VIs)							11,33,000
SANTOLIGAD UNIT, PAURI DIVISION							
80	Bhenti	Bhenti	Satish Chand	M	SC	Goat Rearing	30,000
81	Gadri	Gadri	Suresh Lal	M	SC	Milch Animal	25,000
82	Gurad Malla	Gurad Malla	Harender Singh	M	GEN	Tailoring	20,000
83	Gurad Malla	Gurad Malla	Arjun Singh	M	SC	Goat Rearing	30,000
84	Gurad Talla	Gurad Talla	Harsh Lal	M	SC	Tailoring	20,000
85	Gurad Talla	Gurad Talla	Roop Chandi	F	SC	Blacksmith	25,000
86	Halai	Halai Malli	Tajwar	M	SC	Musical Instruments	20,000
87	Kurkhyal	Kurkhyal	Rajender Prasad	M	SC	Blacksmith	25,000
88	Latibau	Latibau	Sohan Singh	M	GEN	Tailoring	20,000
89	Latibau	Latibau	Lal Singh	M	GEN	Goat Rearing	30,000
90	Naai	Naai	Nandan Singh	M	GEN	Milch Animal	25,000
91	Syoli	Kaptiyal Gaon	Rewat Singh	M	GEN	Milch Animal	25,000
92	Halai	Halai Talli	Anita Devi	F	GEN	Beauty Parlour	25,000
93	Latibau	Halai Talli	Vidhya Devi	F	GEN	Milch Animal	25,000
94	Latibo	Latibo	Jaspal singh	M	GEN	Milch Animal	25,000
95	Bhadmoli	Bhadmoli	Balwant	M	GEN	Goat Rearing	30,000
96	Dalmana	Dalmarha	Kalicharan	M	GEN	Goat Rearing	30,000
97	Badoli	Badoli	Yatendra Kumar	M	GEN	Goat Rearing	30,000
98	Bhadmoli	Bhadmoli	Sampati devi	F	GEN	Goat Rearing	30,000
99	Kurkhiyal	Daheli	Saroj devi	F	GEN	Goat Rearing	30,000
100	Rainsoli	Rainsoli Talli	Gautam lal	M	SC	Goat Rearing	30,000
101	Rainsoli	Rainsoli Talli	Surender Singh	M	SC	Goat Rearing	30,000
102	Dweela Talla	Dweela Talla	Jagdeshwari devi	F	GEN	Tailoring	15,000
103	Latibo	Latibo	Mohanlal	M	SC	Tailoring	15,000
104	Malkot	Malkot	Hari charan	M	SC	Tailoring	15,000
105	Chaidhar malla	Chaidhar malla	Alka devi	F	GEN	Tailoring	15,000
106	Chopda	Chopda	Narendra lal	M	SC	Blacksmith	15,000
107	Gadri	Gadri	Ramesh chandra	M	SC	Blacksmith	15,000
108	Gadri	Gadri	Bala lal	M	SC	Musical Instruments	20,000
109	kandai	Kandai	Sarat lal	M	SC	Tailoring	15,000
110	kandai	Retail	Govind singh	M	SC	Tailoring	15,000
111	Binjoli	Binjoli	Sampati devi	F	GEN	Milch Animal	20,000
112	Binjoli	Binjoli	Ashsa devi	M	GEN	Milch Animal	20,000
113	Halai Malli	Halai Malli	Champa devi	F	GEN	Milch Animal	20,000
114	Halai Malli	Halai Malli	Mahabeer singh	M	GEN	Milch Animal	20,000
115	Bhadmoli	Simalgaon	Kalpeshwari Devi	F	GEN	Milch Animal	20,000
116	Kandai	Retail	Gopi Lal	M	SC	Goat Rearing	30,000
117	Kandai	Kandai	Prem lal	M	SC	Goat Rearing	30,000

SN	Name of GP	Name of RV	Name of Beneficiary	Sex	Social Catg.	Activity	Grant Allotted (in Rs.)
118	Kandai	Kandai	Surender Singh	M	GEN	Goat Rearing	30,000
119	Bhadmoli	Bhadmoli	Amar Singh	M	GEN	Goat Rearing	30,000
120	Bhadmoli	Bhadmoli	Kanti	F	GEN	Goat Rearing	30,000
121	Gadri	Gadri	Ganesh Singh	M	GEN	Goat Rearing	30,000
122	Dweela Talla	Dweela Talla	Amar Singh	M	GEN	Goat Rearing	30,000
123	Binjoli	Binjoli	Sishpal	M	SC	Tailoring	15,000
124	Odgaon	Khankar	Deeraj Singh	M	GEN	Goat Rearing	30,000
125	Jhalpani	Palidhar	Chunni Devi	F	GEN	Milch Animal	20,000
126	Chopda	chopda	Sarala devi	F	GEN	Tailoring	20,000
127	Chopda	chopda	Nagendra Dutt	M	GEN	Milch Animal	25,000
Total (48 VIs)							11,40,000
Total (Pauri Division – 127 VIs)							33,23,000
TEHRI DIVISION							
KEMPTU UNIT, TEHRI DIVISION							
1	Sartali	Sartali	Babuo singh	M	OBC	Milch Animal	25,000
2	Sartali	Sartali	Sansar singh	M	OBC	Milch Animal	25,000
3	Sartali	Sartali	Hukam singh	M	OBC	Milch Animal	25,000
4	Sartali	Sartali	Kisan Lal	M	SC	Milch Animal	25,000
5	Sartali	Kason	Jifal singh	M	OBC	Milch Animal	25,000
6	Sartali	Kason	Bholi ram	M	SC	Milch Animal	25,000
7	Sartali	kason	Chimu Lal	M	SC	Milch Animal	30,000
8	Sartali	Kason	Pratap singh	M	OBC	Milch Animal	25,000
9	Jinsi	Notha	Dhoni devi	F	SC	Milch Animal	25,000
10	Jinsi	Notha	Jalma devi	F	SC	Stiching	26,000
11	Jinsi	Notha	Santram	M	SC	Milch Animal	25,000
12	Lagwalgoan	lagwalgoan	Teekaram	M	OBC	Carpenter	25,000
13	Lagwalgoan	lagwalgoan	Sohan	M	OBC	Milch Animal	30,000
14	Lagwalgoan	Dabla	Usha devi	F	OBC	Milch Animal	25,000
15	Lagwalgoan	Dabla	Bachno devi	F	OBC	Milch Animal	25,000
16	Lagwalgoan	Rangoan	Rukmani devi	F	OBC	Milch Animal	30,000
17	Lagwalgoan	Rangoan	Chander singh	M	OBC	Carpenter	25,000
18	Bhatoli	Bhatoli	Kuwar singh	M	OBC	Milch Animal	30,000
19	Bhatoli	Bhatoli	Bhimo devi	F	SC	Milch Animal	25,000
20	Bhatoli	Bhatoli	Mahipal	M	OBC	Electrician	29,950
21	Bhatoli	Bhatoli	Prem dogra	F	SC	Milch Animal	30,000
22	Banglo ki kandi	Banglo ki kandi	Sobhan Lal	F	SC	Milch Animal	25,000
23	Banglo ki kandi	Banglo ki kandi	Shyam sunder	F	SC	Milch Animal	25,000
24	Banglo ki kandi	Banglo ki kandi	Sumer Singh	M	OBC	Milch Animal	25,000
25	Buradi	Buradi	Satender singh	M	OBC	Milch Animal	30,000
26	Buradi	Buradi	Rajendet Singh	M	OBC	Milch Animal	30,000
27	Buradi	Buradi	Jay Singh	M	OBC	Milch Animal	30,000
28	Buradi	Buradi	Mahaveer Singh	M	OBC	Milch Animal	30,000
29	Bail	Bail	Surveer Singh	F	OBC	Milch Animal	30,000
30	Bail	Bail	Ghopriya lal	M	SC	Milch Animal	25,000
31	Bail	Bail	Sobandas	M	SC	Barber	27,000
32	Bail	Bail	Rajender singh	M	OBC	Stiching	26,000
33	Bail	Parogi	Sabla lal	M	SC	Milch Animal	25,000
34	Bail	Parogi	Jagtu lal	M	SC	Milch Animal	25,000
35	Bail	Parogi	Sandeep Lal	M	SC	Milch Animal	25,000
36	Bail	Parogi	Tanna Lal	M	SC	Stiching	26,000
37	Bail	Parogi	Bhukhya Lal	M	SC	Milch Animal	25,000
38	Dwargarh	Dwargarh	Urma devi	F	SC	Stiching	26,000

SN	Name of GP	Name of RV	Name of Beneficiary	Sex	Social Catg.	Activity	Grant Allotted (in Rs.)
39	Dwargarh	Dwargarh	Leela devi	F	SC	Stiching	26,000
40	Rayat gaon	Rayat gaon	Jamwanti devi	F	SC	Milch Animal	30,000
41	Ghandiyala	Ghandiyala	Ratnual	M	SC	Milch Animal	30,000
42	Ghandiyala	Ghandiyala	Savitri devi	F	OBC	Milch Animal	25,000
43	Tunetha	Tunetha	Chella devi	M	SC	Milch Animal	25,000
44	Tunetha	Tunetha	TaraLal	M	SC	Mason	15,000
45	Nawadidhar	Ghatudhar	Sabla Lal	F	SC	Stiching	26,000
46	Nawadidhar	Ghatudhar	Vinod Lal	M	SC	Milch Animal	25,000
47	Nawadidhar	Veera Gaion	Musi devi	F	OBC	Milch Animal	25,000
48	Nawadidhar	Veera Gaion	Jhingro devi	F	OBC	Milch Animal	30,000
49	Khaskudaun	Khaskudaun	Meema devi	F	OBC	Milch Animal	30,000
50	Khaskudaun	Khaskudaun	Surender sing	M	OBC	Milch Animal	30,000
51	Khaskudaun	Khaskudaun	Reekha devi	F	OBC	Milch Animal	30,000
52	Khaskudaun	Khaskudaun	Basanti devi	F	OBC	Milch Animal	30,000
53	Khaskudaun	Khaskudaun	Keder sing	M	OBC	Milch Animal	30,000
Total (53 VIs)							14,17,950
NAINBAG UNIT, TEHRI DIVISION							
54	Matli	Matli	Gajender singh	M	OBC	Carpenter	25,000
55	Matli	Matli	Nirmla devi	F	OBC	Stiching	26,000
56	Matli	Matli	Sushma devi	F	OBC	Milch Animal	30,000
57	Matli	Kainth	Chumma devi	F	OBC	Milch Animal	30,000
58	Matli	Kainth	Hagadu	M	SC	Musical Instruments	15,000
59	Tator	Tator	Bhola	M	SC	Milch Animal	30,000
60	Tator	Tator	Kisan das	M	SC	Musical Instruments	15,000
61	Tator	Tator	Kundan	M	SC	Blacksmith	25,000
62	Bamangaon	Ghiyakoti	Saroj devi	F	SC	Milch Animal	25,000
63	Bamangaon	Ghiyakoti	Dil das	M	SC	Barber	27,000
64	Bamangaon	Ghiyakoti	Sarojni devi	F	OBC	Milch Animal	30,000
65	Mair	Kasadgaon	Munni devi	F	SC	Stiching	26,000
66	Mair	Kasadgaon	Raju	M	SC	Blacksmith	25,000
67	Mair	Kasadgaon	Babita devi	F	SC	Stiching	26,000
68	Mair	Mair	Vikram	M	OBC	Milch Animal	30,000
69	Bandasari	Bandasari	Sakla devi	F	SC	Milch Animal	30,000
70	Bandasari	Bandasari	Vinay kumar	M	SC	Barber	27,000
71	Bandasari	Pavet	Gabbo devi	F	OBC	Milch Animal	30,000
72	Bandasari	Pavet	Krishna devi	F	OBC	Stiching	26,000
73	Masraj	Masraj	Sawari devi	F	SC	Milch Animal	30,000
74	Masraj	Masraj	Sheru	M	SC	Blacksmith	25,000
75	Khadksari	Khadksari	Aama devi	F	OBC	Milch Animal	30,000
76	Khadksari	Hadiyagaion	Sunil singh	M	SC	Milch Animal	30,000
77	Khadksari	Hadiyagaion	Bhatto devi	M	SC	Milch Animal	30,000
78	Ghansi	Ghansi	vineta devi	M	SC	Milch Animal	25,000
79	Ghansi	Ghansi	Tibbo devi	M	SC	Milch Animal	30,000
80	Ghansi	Ghansi	Rishika	F	OBC	Stiching	26,000
81	Ghansi	Ghansi	Deepal	M	OBC	Carpenter	25,000
82	Matli	Matli	Phayro devi	F	OBC	Milch Animal	30,000
83	Myani	Myani	Dhoom singh	M	OBC	Goat Rearing	29,000
84	Bandasari	Bandasari	Sobat Lal	M	SC	Mason	15,000
85	Bandasari	Bandasari	Kishandai	F	OBC	Milch Animal	30,000
86	Birod	Birod	Sunil singh	F	OBC	Carpenter	25,000

SN	Name of GP	Name of RV	Name of Beneficiary	Sex	Social Catg.	Activity	Grant Allotted (in Rs.)
87	Birod	Birod	Abhinay	M	SC	Barber	27,000
88	Sendul	Sendul	Sangeeta devi	M	OBC	Stiching	26,000
89	Sendul	Sendul	Ranjeet	M	SC	Electrician	29,950
90	Sendul	Sendul	Murari	M	SC	Blacksmith	25,000
91	Sendul	Sendul	Anil	M	SC	Mason	15,000
92	Matli	Kainth	Puran singh	M	OBC	Gharat	30,000
93	Srikot	Srikot	Sushma devi	F	OBC	Milch Animal	25,000
94	Srikot	Srikot	Saroj devi	F	SC	Stiching	26,000
95	Srikot	Srikot	Sokina devi	M	OBC	Milch Animal	30,000
96	Srikot	Srikot	Nagender	F	OBC	Milch Animal	30,000
97	Srikot	Srikot	Virender	M	SC	Carpenter	25,000
98	Pantwari	Pantwari	Savita devi	M	OBC	Milch Animal	25,000
99	Pantwari	Pantwari	Pulma devi	F	SC	Milch Animal	25,000
100	Masras	Masras	Ramraku	M	SC	Milch Animal	30,000
101	Masras	Masras	Murari Lal	M	SC	Milch Animal	30,000
102	Masras	Masras	Balveer	M	SC	Milch Animal	25,000
103	Masras	Masras	Ranveer	M	SC	Milch Animal	25,000
104	Masras	Masras	Surveer Singh	M	SC	Milch Animal	30,000
105	Masras	Masras	Rakhi	F	SC	Milch Animal	30,000
106	Masras	Masras	Rajaram	F	OBC	Milch Animal	30,000
107	Masras	Thurati	Pankaj	M	SC	Milch Animal	30,000
108	Masras	Thurati	Sultan	M	SC	Milch Animal	30,000
109	Rampur Nigyana	Rampur Nigyana	Bansilal	M	SC	Cobbler	21,000
110	Ghodakuri	Ghera	Balveer	F	OBC	Milch Animal	30,000
111	Ghodakuri	Ghera	Khimdai	F	OBC	Milch Animal	30,000
112	Mair	Mair	Nagender	M	OBC	Milch Animal	25,000
113	Mair	Mair	Sunita devi	F	OBC	Milch Animal	30,000
114	Basangaon	Basangaon	Bacandas	M	SC	Musical Instruments	15,000
115	Basangaon	Basangaon	Manveer	M	SC	Milch Animal	26,000
116	Basangaon	Basangaon	Chander Prakash	M	SC	Milch Animal	30,000
117	Basangaon	Basangaon	Dhoom singh	M	OBC	Milch Animal	30,000
118	Nakot	Nakot	Kiro Devi	F	SC	Milch Animal	25,000
119	Nakot	Nakot	Prarbha Devi	F	OBC	Stiching	26,000
Total (66 VIs)							17,64,950
THATYUR UNIT, TEHRI DIVISION							
120	Bichhu	Bichhu	Sumitra devi	F	OBC	Milch Animal	30,000
121	Kyari	Kyari	jasoda devi	F	OBC	Milch Animal	25,000
122	Kyari	Kyari	Beerbal das	M	SC	Musical Instruments	15,000
123	Kyari	Kyari	Nirmla devi	F	OBC	Stiching	26,000
124	Bangar	Bangar	Meena Devi	F	OBC	Milch Animal	25,000
125	Bangar	Bangar	Chanderkala	F	OBC	Milch Animal	25,000
126	Bangar	Sunaw	Sulochna devi	F	OBC	Milch Animal	30,000
127	Bangar	Sunaw	Sita devi	F	OBC	Milch Animal	30,000
128	Bangar	Sunaw	Bhjna devi	F	SC	Milch Animal	25,000
129	Bhunyasari	Bhunyasari	Santilal	M	SC	Carpenter	25,000
130	Bhunyasari	Bhunyasari	PremLal	M	OBC	Stiching	26,000
131	Bhunyasari	Bhunyasari	Jyanand	M	OBC	Stiching	26,000
132	Bhunyasari	Kakdu	Sarita devi	F	SC	Milch Animal	25,000
133	Bhunyasari	Bhunyasari	Geeta devi	F	SC	Poultry	25,000

SN	Name of GP	Name of RV	Name of Beneficiary	Sex	Social Catg.	Activity	Grant Allotted (in Rs.)
134	Lagrasu	Lagrasu	Sunita devi	F	OBC	Milch Animal	25,000
135	Papra	Papra	Dwarika prasad	M	OBC	Milch Animal	30,000
136	Papra	Papra	Pingla devi	F	OBC	Milch Animal	25,000
137	Papra	Papra	Komal prasad	M	OBC	Milch Animal	30,000
138	Agladsera	Agladsera	Puspa devi	M	OBC	Milch Animal	30,000
139	Agladsera	Banasari	Prem Lal	M	OBC	Milch Animal	30,000
140	Thik	Thik	Krishna devi	F	OBC	Milch Animal	30,000
141	Thik	Thik	Santi devi/ Manjit	M	SC	Electrician	29,950
142	Thik	Thik	Bammo devi	F	OBC	Milch Animal	30,000
143	Thik	Thik	Meena Devi	F	OBC	Milch Animal	30,000
144	Thik	Thik	Deepa devi	F	OBC	Milch Animal	25,000
145	Thik	Kinsu	Neelam devi	M	SC	Milch Animal	25,000
146	Thik	Kinsu	Kishna	F	OBC	Blacksmith	25,000
147	Thik	Odarsu	Bachan sing	M	OBC	Milch Animal	30,000
148	Thik	Odarsu	Ramdai	F	OBC	Milch Animal	25,000
149	Digone	Digone Naya	Jagmohan	M	OBC	Milch Animal	30,000
150	Digone	Digone Naya	Sangeeta devi	F	OBC	Milch Animal	30,000
151	Digone	Digone Naya	MurariLal	M	SC	Gharat	30,000
152	Digone	Digone	Pavitra devi	F	OBC	Milch Animal	30,000
153	Parodi	Parodi	Virendha devi	F	OBC	Milch Animal	30,000
154	Parodi	Parodi	Gaya Devi	F	SC	Stiching	26,000
155	Parodi	Parodi	Basanti	F	OBC	Milch Animal	25,000
156	Parodi	Parodi	Pawna devi	F	SC	Goat Rearing	29,000
157	Takarna	Chadogi	Babita devi	F	SC	Milch Animal	30,000
158	Takarna	Chadogi	Chunkhi devi	F	OBC	Milch Animal	30,000
159	Thatyur	Thatyur	Sunil Kumar	M	SC	Stiching	26,000
160	Thatyur	Thatyur	Rakesh	M	SC	Carpenter	25,000
161	Thatyur	Matulisera	Vinod Kumar	M	SC	Mason	15,000
162	Thatyur	Matulisera	Mangla devi	F	SC	Milch Animal	25,000
163	Chamasari	Chotti	Chamndai	F	OBC	Goat Rearing	29,000
164	Chamasari	Chotti	Lugti devi	F	OBC	Milch Animal	30,000
165	Chamasari	Thapla	Keri devi	F	OBC	Milch Animal	30,000
166	Chamasari	Thapla	Ranveer	M	SC	Milch Animal	30,000
167	Chamasari	Thapla	Bachandas	M	SC	Musical Instruments	15,000
168	Khera	Khera	Shabba Devi	F	SC	Milch Animal	25,000
169	Khera	Khera	Meena Devi	F	SC	Milch Animal	25,000
170	Mundani	Mundani	Amichand	M	SC	Mason	15,000
171	Mundani	Mundani	Meena Devi	F	OBC	Milch Animal	30,000
172	Mundani	Mundani	Pavitra devi	F	OBC	Milch Animal	30,000
173	Mundani	Kuwa	Sanjay Prashad	M	OBC	Milch Animal	30,000
174	Mundani	Kuwa	SunderLal	M	OBC	Milch Animal	30,000
175	Tewa	Tewa	Mastram	M	SC	Carpenter	25,000
176	Bangar	Bangar	Arjun singh	M	OBC	Goat Rearing	29,000
177	Bangar	Soudi	Jmbhir	M	SC	Carpenter	25,000
178	Bangar	Soudi	Vijender	M	SC	Carpenter	25,000
179	Bangar	Soudi	Vijenderpal	M	SC	Blacksmith	25,000
180	Bangar	Soudi	Gorkhu	F	SC	Blacksmith	25,000
181	Thatyur	Thatyur	Sartlal	M	SC	Plumber	27,000
182	Thatyur	Matulisera	Vijay singh	M	OBC	Milch Animal	30,000
183	Thatyur	Matulisera	Raguveer	M	OBC	Electrician	29,950
184	Takarna	Takarna	Santo devi	F	SC	Milch Animal	30,000

SN	Name of GP	Name of RV	Name of Beneficiary	Sex	Social Catg.	Activity	Grant Allotted (in Rs.)
185	Takarna	Takarna	Syamu	M	SC	Poultry	25,000
186	Takarna	Chadogi	Keri devi	F	SC	Milch Animal	30,000
187	Takarna	Takarna	Rekha devi	F	OBC	Milch Animal	30,000
188	Khera	Khera Malla	Ranveer	M	SC	Carpenter	25,000
189	Khera	Chakpott	Amara devi	F	SC	Milch Animal	25,000
190	Khera	Chakpott	Vimla devi	F	OBC	Milch Animal	30,000
191	Khera	Chakpott	Dwarika prasad	M	SC	Milch Animal	30,000
192	Lalotana	Lalotana	Jagtamba devi	F	SC	Milch Animal	30,000
193	Lalotana	Lalotana	pyardai devi	F	OBC	Milch Animal	30,000
194	Lalotana	Lalotana	Permila devi	F	OBC	Milch Animal	30,000
195	Lalotana	Lalotana	Ramdass	M	SC	Goat Rearing	29,000
196	Lalotana	Lalotana	Denesh singh	M	OBC	Milch Animal	30,000
197	Lalotana	Tikri	Gaya Devi	F	OBC	Milch Animal	30,000
198	Lalotana	Tikri	Radhika	F	OBC	Milch Animal	30,000
199	Lalotana	Tikri	Chanden singh	F	OBC	Milch Animal	30,000
200	Lalotana	Tikri	Vijay singh	M	OBC	Photographer	30,000
201	Sheersh	Sheersh	Bhawani	M	SC	Blacksmith	25,000
202	Sheersh	Sheersh	Krishna devi	F	OBC	Milch Animal	30,000
203	Sheersh	Sheersh	Ramprakash	M	OBC	Milch Animal	30,000
204	Sheersh	Airi	Jaiprakash	M	SC	Carpenter	25,000
205	Sheersh	Airi	Surveer Singh	M	SC	Blacksmith	25,000
206	Sheersh	Airi	Seera devi	F	OBC	Milch Animal	25,000
207	Sheersh	Airi	Chaman das	M	SC	Musical Instruments	15,000
208	Digon	Digon Purana	Gopal Lal	M	SC	Mason	15,000
209	Digon	Digon Purana	Mandu lal	M	SC	Milch Animal	30,000
210	Digon	Digon Purana	Ramdai	M	OBC	Milch Animal	30,000
211	Digon	Digon Naya	Sardda devi	F	OBC	Milch Animal	25,000
212	Digon	Digon Naya	Meela devi	F	OBC	Milch Animal	30,000
213	Agyarna	Kafulta	Ramesh Lal	M	SC	Carpenter	25,000
214	Muglodi	Muglodi	Rajmati devi	F	OBC	Stiching	26,000
215	Muglodi	Muglodi	Rakesh vedh	M	SC	Milch Animal	30,000
216	Muglodi	Muglodi	Veenita Devi	F	OBC	Milch Animal	30,000
217	Muglodi	Muglodi	Sunder dai	F	OBC	Milch Animal	30,000
218	Auntad	Auntad	Sheela devi	F	OBC	Milch Animal	30,000
219	Auntad	Auntad	Sushila devi	F	OBC	Milch Animal	30,000
220	Papra	Papra	Sushila devi	F	SC	Stiching	26,000
221	Papra	Papra	Sohan das	M	SC	Stiching	26,000
222	Papra	Papra	Harish	M	OBC	Grocery Shop	30,000
223	Papra	Papra	Jagmohan	M	OBC	Electrician	29,950
Total (104 VIs)							28,30,850
Total (Tehri Division – 223 VIs)							60,13,750
GRAND TOTAL (ALL FOUR DIVISIONS – 609 VIs)							1,71,06,750

(1-B) Vulnerable Groups (FY 2017-18)

SN	Name of GP	Name of RV	Name of Group	Activity	No. of Members										Grant Allotted	
					Male Members					Female Members						Total
					SC	ST	OBC	GEN	Tot.	SC	ST	OBC	GEN	Tot.		
PMU (MWS), RAIPUR																
1	Haldwadi	Baderna Manjhla	Hind Samuh	Goat Rearing	0	0	0	3	3	0	0	0	2	2	5	1,00,000
DEHRADUN DIVISION																
Unit Chakrata, Dehradun Division																
1	Mindal	Mindal	Shilgur Devata	Catring	0	0	0	0	0	2	3	0	0	5	5	90,000
2	Thana	Thana	khushaly	Tent House	0	0	0	0	0	5	0	0	0	5	5	1,00,000
3	Samog	Samog	Jagriti Vulnarable Group	Tent House	0	0	0	0	0	3	2	0	0	5	5	1,00,000
4	Thanta	Thanta	Mahasu Club	Tent House	5	0	0	0	5	0	0	0	0	0	5	1,00,000
5	Mohana	Mohana	Pragati	Musical Instruments	5	0	0	0	5	0	0	0	0	0	5	1,00,000
6	Kandad	Kandad	Mahasu Devta	Tent House	3	2	0	0	5	0	0	0	0	0	5	1,00,000
7	Kuradkhanad Sichad	Kuradkhanad Sichad	Ujjawal	Catring	3	2	0	0	5	0	0	0	0	0	5	1,00,000
8	Rawna	Pati	Mahakali	Tent House	0	0	0	0	0	2	3	0	0	5	5	1,00,000
9	Sujau	Sujau	Kali Mata	Catring	5	0	0	0	5	0	0	0	0	0	5	1,00,000
10	Sawra	Sawra	Isht Devta	Catring	4	0	0	0	4	1	0	0	0	1	5	1,00,000
11	Sawra	Sawra	Jan Sewa	Tent House	5	0	0	0	5	0	0	0	0	0	5	1,00,000
12	Merawana	Merawana	Vikas	Tent House	0	5	0	0	5	0	0	0	0	0	5	1,00,000
13	Rawna	Rawna	Prerna	Catring	0	0	0	0	0	3	2	0	0	5	5	1,00,000
14	Baniyana	Baniyana	Thar Devta	Catring	5	0	0	0	5	0	0	0	0	0	5	1,00,000
15	Sujau	Sujau	Mahasu Devta	Goat Rearing	5	0	0	0	5	0	0	0	0	0	5	1,00,000
16	Kuradkhanad Sichad	Kuradkhanad Sichad	Pragati	Sound System	3	0	0	0	3	1	1	0	0	2	5	1,00,000
17	Kandad	Kandad	Labharti	Sound System	5	0	0	0	5	0	0	0	0	0	5	1,00,000
Total					48	9	0	0	57	17	11	0	0	28	85	16,90,000
Unit Kwnasi, Dehradun Division																
1	Sidibadkoti	Sidibadkoti	Bhairav Devta	Tent House	5	0	0	0	5	0	0	0	0	0	5	1,00,000
2	Chhultad	Chhultad	Maa Kali	Sound System	5	0	0	0	5	0	0	0	0	0	5	1,00,000
3	Myuda	Meghad	Mahasu Devta	Catring	3	2	0	0	5	0	0	0	0	0	5	90,000
4	Birpa	Birpa	Chalda Devta	Tent House	2	3	0	0	5	0	0	0	0	0	5	1,00,000
5	Rangau	Rangau	Naag Devta	Catring	0	0	0	0	0	3	2	0	0	5	5	1,00,000
6	Myuda	Myuda	Bajgi	Vadya Yantra	5	0	0	0	5	0	0	0	0	0	5	1,00,000
7	Dhaurapudiya	Dhaurapudiya	Kali Mata	Catring	0	0	0	0	0	5	0	0	0	5	5	1,00,000
8	Lakhamandal	Lakhamandal	Devi Maa	Catring	3	0	0	0	3	2	0	0	0	2	5	1,00,000
9	Khatuwa	Khatuwa	Parvati Devi	Catring	0	1	4	0	5	0	0	0	0	0	5	1,00,000
10	Kandoibondur	Kandoi bondur	Jagriti	Flour Mill	0	0	0	0	0	5	0	0	0	5	5	1,00,000
11	Lakhamandal	Lakhamandal	Bhairav Devta	Tent House	3	2	0	0	5	0	0	0	0	0	5	1,00,000
12	Rangau	Rangau	Naag Devta	Tent House	0	0	0	0	0	3	2	0	0	5	5	1,00,000
13	Bijnu	Bijnu	Narsingh Devta	Catring	0	5	0	0	5	0	0	0	0	0	5	1,00,000
14	Manuwa	Manuwa	Peer Devta	Catring	0	0	0	0	0	5	0	0	0	5	5	1,00,000
15	Manuwa	Manuwa	Mahasu Devta	Tent House	0	5	0	0	5	0	0	0	0	0	5	1,00,000
16	Punah Pokhri	Punah Pokhri	Vikas	Catring	0	5	0	0	5	0	0	0	0	0	5	1,00,000
17	Kunna	Kunna	Ujjawal	Tent House	4	0	0	0	4	1	0	0	0	1	5	1,00,000

SN	Name of GP	Name of RV	Name of Group	Activity	No. of Members										Grant Alloted	
					Male Members					FemaleMembers						Total
					SC	ST	OBC	GEN	Tot.	SC	ST	OBC	GEN	Tot.		
18	Sidibadkoti	Sidibadkoti	Parvati	Vadya Yantra	5	0	0	0	5	0	0	0	0	0	5	1,00,000
Total					35	23	4	0	62	24	4	0	0	28	90	17,90,000
Unit Sahiya, Dehradun Division																
1	Ara	Ara	Khushi	Tent House	0	0	0	0	0	3	2	0	0	5	5	1,00,000
2	Vyasnahri	Vyasnahri	Sanskritik	Musical Instruments	6	0	0	0	6	0	0	0	0	0	6	1,00,000
3	Timra	Timra	Devbhoomi	Tent House	0	2	0	0	2	1	2	0	0	3	5	1,00,000
4	Bansar	Amraya	Silgur Devta	Goat Rearing	0	0	0	0	0	5	0	0	0	5	5	1,00,000
5	Bansar	Dudhau	Vaishno Devi	Catring	0	0	0	0	0	0	6	0	0	6	6	1,00,000
6	Panjiya	Chapnu	Vaishno Devi	Tent House	0	0	0	0	0	7	0	0	0	7	7	1,00,000
7	Dilau	Dilau	Bhirudi	Tent House	0	0	0	0	0	5	0	0	0	5	5	1,00,000
8	Maletha	Maletha	Devchetna	Vadya Yantra	5	0	0	0	5	0	0	0	0	5	5	1,00,000
9	Haripur	Haripur	Laxmi mata	Catring	0	0	0	0	0	3	0	2	0	5	5	90,000
10	Jhutaya	Nichiya	Mahasu Devta	Tent House	0	0	0	0	0	1	4	0	0	5	5	1,00,000
11	Panjiya	Panjiya	Peer Devta	Catring	0	0	0	0	0	5	0	0	0	5	5	1,00,000
12	Vyasbhood	Vyasbhood	Saksham	Bag Making	0	0	0	0	0	5	0	0	0	5	5	1,00,000
13	Maletha	Dunwa	Kavya	Catring	0	0	0	0	0	2	3	0	0	5	5	1,00,000
14	Ubhreu	Ubhreu	Ram Leela	Tent House	2	3	0	0	5	0	0	0	0	5	5	1,00,000
15	Ubhreu	Ubhreu	Kali Mata	Catring	0	0	0	0	0	0	5	0	0	5	5	1,00,000
16	Tipau	Tipau	Jan Chetna	Catring	5	0	0	0	5	0	0	0	0	5	5	1,00,000
17	Supau	Supau	Tomar Club	Catring	2	0	0	0	2	3	0	0	0	3	5	1,00,000
18	Supau	Supau	Peer Devta	Vadya Yantra	2	0	0	0	2	3	0	0	0	3	5	1,00,000
19	Jhutaya	Nichiya	Vaishno Devi	Catring	2	1	0	0	3	1	1	0	0	2	5	1,00,000
Total					24	6	0	0	30	44	23	2	0	69	99	18,90,000
Total (Dehradun Division – 54 VGs)					107	38	4	0	149	85	38	2	0	125	274	53,70,000
PAURI DIVISION																
Unit Kandalinadi, Pauri Division																
1	Saknoli	Saknoli	Dhol Damau Samuh	Dhol Damau	5	0	0	0	5	0	0	0	0	5	5	50,000
2	Beenagad	Beenagad	Jai Nanda Devi	Tent House	0	0	0	3	3	0	0	0	4	4	7	75,000
Total					5	0	0	3	8	0	0	0	4	4	12	1,25,000
Unit Santoligad, Pauri Division																
1	Maldbada	Maldbada	Jai Mata Di	Catring	0	0	0	2	2	0	0	0	5	5	7	62,000
Total					0	0	0	2	2	0	0	0	5	5	7	62,000
Total (Pauri Division – 3 VGs)					5	0	0	5	10	0	0	0	9	9	19	1,87,000
TEHRI DIVISION																
Unit Kempty, Tehri Division																
1	Buradi	Thal	Bhadraj Devta	Band Party	5	0	0	0	5	0	0	0	0	5	5	62,000.00
Total					5	0	0	0	5	0	0	0	0	5	5	62,000
Unit Nainbag, Tehri Division																
1	Khaskoti	Khaskoti	Jay Nag Devta	Tent House	0	0	0	0	0	1	0	9	0	10	10	1,00,000
2	Matli	Keth	Jay Ma Kali	Tent House	0	0	0	0	0	0	0	10	0	10	10	1,00,000
3	Tator	Tator	Jay Nag Devta	Flour Mill	5	0	0	0	5	4	0	0	0	4	9	80,000
4	Dakrol	Saltwar	Jay Kul Devta	Tent House	0	0	5	0	5	1	0	0	0	1	6	1,00,000
5	Birod	Birod	Jai Mahasu	Tent House	2	0	10	0	12	0	0	0	0	0	12	1,00,000
6	Bistonsi	Bistonsi	Jay Duleswar Devta	Tent House	1	0	5	0	6	0	0	3	0	3	9	1,00,000
7	Matli	Matli	Jay Nag devta	Flour Mill	0	0	0	0	0	2	0	8	0	10	10	80,000
8	Ghodakuri	Ghodakuri	Nag Devta	Tent House	0	0	4	0	4	0	0	2	0	2	6	1,00,000
9	Khairad	Khairad	Jay Kul Devta	Tent House	2	0	5	0	7	0	0	3	0	3	10	1,00,000

SN	Name of GP	Name of RV	Name of Group	Activity	No. of Members										Grant Alloted	
					Male Members					FemaleMembers						Total
					SC	ST	OBC	GEN	Tot.	SC	ST	OBC	GEN	Tot.		
10	Mair	Mair	Jay Ma Durga	Catring	0	0	4	0	4	0	0	4	0	4	8	80,000
11	Tator	Chilamu	Bhadraj Devta	Tent House	0	0	3	0	3	0	0	2	0	2	5	1,00,000
Total					10	0	36	0	46	8	0	41	0	49	95	10,40,000
Unit Thatyur, Tehri Division																
1	Bichu	Bichu	Krishna	Flour Mill	0	0	1	0	1	0	0	7	0	7	8	80,000
2	Gaid	Gaid	Bhadraj	Band Party	5	0	0	0	5	0	0	0	0	0	5	62,000
3	Chanadgaon	Chanadgaon	Gorja	Tent House	1	0	2	0	3	0	0	2	0	2	5	1,00,000
4	Tewa	Tewa	Arjun	Band Party	5	0	0	0	5	0	0	0	0	0	5	62,000
5	Kyarsi	Kyarsi	Mahasu	Tent House	2	0	4	0	6	0	0	0	0	0	6	1,00,000
6	Kheda	Kheda Malla	Bharva Devta	Band Party	5	0	0	0	5	0	0	0	0	0	5	62,000
7	Kandajakh	Kandajakh	Deepak Band Baja	Band Party	5	0	0	0	5	0	0	0	0	0	5	62,000
8	Mawana	Mawana	Nag Devta	Tent House	0	0	7	0	7	0	0	0	0	0	7	1,00,000
9	Mawana	Kolti	Mahasu Devta	Band Party	5	0	0	0	5	0	0	0	0	0	5	62,000
10	Shirsh	Shirsh	Shiv Band Party	Band Party	5	0	0	0	5	0	0	0	0	0	5	62,000
11	Kyari	Kyari	Divya	Catring	0	0	0	0	0	0	0	5	0	5	5	80,000
Total					33	0	14	0	47	0	0	14	0	14	61	8,32,000
Total (Tehri Division – 23 VGs)					48	0	50	0	98	8	0	55	0	63	161	19,34,000
Grand Total (All Four Division – 81 VGs)					160	38	54	8	260	93	38	57	11	199	459	75,91,000

ANNEXURE - 2**List of User Groups**

S.No	Activity	Name of GP	Name of Tok	No. of Farmers	Account Opened	Amount Deposited in Bank (in Rs.)
PMU (MWS) RAIPUR						
1	Water Lifting Solar Pump	Dharkot	Kuthar	15	Yes	21,000
2	Irrigation Tank	Sindhwal Gaon	Sindhwal Gaon (Dhaksari)	7	Yes	1,500
3	Irrigation Tank	Sindhwal Gaon	Sindhwal Gaon	5	Yes	1,000
4	Irrigation Tank, HDPE Pipeline	Uppertalai	Tangoligarh	5	Yes	8,000
5	Irrigation Tank, HDPE Pipeline	Uppertalai	Uppertalai	17	Yes	1,700
6	HDPE Pipeline	Sindhwal Gaon	Farti	6	Yes	800
7	Irrigation Tank, HDPE Pipeline	Uppertalai	Chittod	10	Yes	2,200
8	Irrigation Tank, HDPE Pipeline	Nahikala	Sateli	3	Yes	2,200
9	HDPE Pipeline	Uppertalai	Tangoligarh (Garh)	5	Yes	8,000
10	Village pond	Nahi Kala	Nahi Kala	4	Under Process	
11	Irrigation Tank, HDPE Pipeline	Haldwadi	Haldwadi	5	Under Process	
Total				82		46,400
PAURI DIVISION						
Unit Kandalinadi						
1	Irrigation Gool	Saknoli	Saknoli	10	Yes	2,954
2	Irrigation Gool	Bhaduli	Bhaduli	8	Yes	2,663
3	Pipe Line	Ghandiyal	Knoth	5	Yes	16,768
4	Irrigation Gool	Ghandiyal	Chhimlidang	10	Yes	1,205
5	Power Tiller	Ghandiyal	Chhimlidang	6	Yes	1,500
6	Water lifting pump (Electric)	Ghandiyal	Chhimlidang	6	Yes	1,510
7	Irrigation Gool	Bhedgaon	Koyal gaon	14	Yes	1,500
8	Pipe Line	Sanglakoti	Sanglakoti	7	Yes	4,633
9	Pipe Line	Bagrigad	Matgal	6	Yes	1,617
10	Pipe Line	Bagrigad	Matgal	6	Yes	1,617
11	Irrigation Gool	Borgaon	Borgaon	8	Yes	3,565
12	Pipe Line	Bhairgaon	Bhairgaon	7	Yes	2,400
13	Irrigation Tank	Pokhara	Pokhara	5	Yes	1,100
14	Power Tiller	Mailgaon	Mailgaon	5	Yes	1,250
15	Irrigation Channel	Bhaduli	Bhaduli	5	Under Process	
16	Pipe Line	Bagdigad	Bagdigad	8	Yes	1,934
17	Irrigation Channel	Beenamalli	Beenamalli	6	Under Process	
18	Irrigation Tank	Paand	Talai Bhisoda	5	Under Process	
Unit Patisain						
19	Village pond	Ida malla	Ida malla	14	Yes	3,400
20	Irrigation Tank	Malai	Markhola	6	Yes	8,000
21	Solar Pump	Kagthun	Kagthun	16	Yes	21,533
22	Solar Pump	Uchchakot	Uchchakot	30	Yes	1,690
23	Irrigation Gool	Kulasu	Kulasu	7	Yes	6,800
24	Power Tiller	Kulasu	Kulasu	29	Yes	20,316
25	Power Tiller	Jaintoli malli	Jaintoli malli	20	Yes	11,284

S.No	Activity	Name of GP	Name of Tok	No. of Farmers	Account Opened	Amount Deposited in Bank (in Rs.)
26	Irrigation Tank	Malai	Kundoli	6	Yes	450
27	Irrigation Tank/Gool	Malai	Malai	5	Under Process	
28	Village Pond	Naw	Naw	6	Yes	4,564
29	Pipe Line	Naw	Nagroli	12	Under Process	
30	Pipe Line	Gwad Talla	Thapli Talli	7	Yes	5,459
31	Irrigation Tank	Patal goonth	Patal goonth	10	Yes	1,893
32	Irrigation Tank	Chhama Bada	Chhama Bada	5	Yes	3,019
33	Irrigation Tank/Pipe Line	Jaintoli Talli	Jaintoli Talli	8	Yes	2,000
34	Village Pond	Kulasu	Kulasu	10	Yes	2,210
35	Power Tiller	Kathuli	Amothagoonth	6	Yes	13,509
36	Irrigation Tank/Pipe Line	Jaintoli malli	Jaintoli malli	16	Yes	1,040
37	Irrigation Tank	Bharpur	Molkhal	7	Yes	3,000
38	Tractor	Chumasudhar	Chumasudhar	12	Yes	4,000
39	Irrigation Tank	Ida malla	Seela	7	Yes	2,000
40	Irrigation Tank	Molthi Talli	Kabra Akra	5	Under Process	
41	Irrigation Tank	Tachwad	Tachwad	10	Under Process	
42	Irrigation Tank/ Pipe Line	Jaintoli Talli	Dewal Talla	5	Under Process	
Unit Santoligad						
43	Village Pond	Salan	Salan	15	Yes	14,000
44	Irrigation tank	Dweela Talla	Dweela Talla	10	Yes	4,950
45	Irrigation tank	Gadari	Gadari malli	5	Under Process	
46	Irrigation tank	Gadari	Gadari talli	14	Under Process	
47	Irrigation tank/Gool	Rainsoli Talli	Rainsoli Malli	6	Yes	5,700
48	Irrigation tank	Rainsoli Talli	Gokheda	7	Yes	1,557
49	Irrigation Tank	Rainsoli Talli	Khandoda	9	Yes	1,000
50	Irrigation Tank	Gadari	Gadari Pokhardhar	10	Yes	10,000
51	Irrigation Tank	Gadari	Gadari Dhadhanidhar	6	Yes	7,000
52	Irrigation Tank	Guradmalla	Guradmalla	4	Yes	2,400
53	Irrigation Tank	Latibo	Latibo	10	Yes	3,436
54	Irrigation Tank	Nai	Nai	12	Under Process	
55	Irrigation Channel	Rainsoli Talli	Gokheda	7	Under Process	
56	Irrigation Channel	Gadari	Gadari	8	Under Process	
57	Irrigation Tank	Jhalpani	Jhalpani	14	Under Process	
Total				523		2,12,426
TEHRI DIVISION						
Unit Kempty						
1	Irrigation Gool	Banglo ki Kandi	Banglo ki Kandi	5	Yes	500
2	Irrigation Gool	Rayat Gaon	Rayat Gaon	10	Yes	500
3	Irrigation Tank	Rayat Gaon	Rayat Gaon	10	Under Process	
4	Village Pond	Sartali	Sartali	6	Under Process	
5	Irrigation Channel	Bail	Bail	16	Under Process	
6	Village Pond	Dwargarh	Dwargarh	7	Under Process	
7	Irrigation Tank	Pali	Pali	12	Under Process	
8	Irrigation Channel	Parogi	Parogi	10	Under Process	
9	Irrigation Channel	Bhediyani	Gaonkhet	13	Under Process	
10	Irrigation Tank with Channel	Bhediyani	Gaonkhet	8	Under Process	
11	Irrigation Channel	Timliyal Gaon	Kanda	13	Under Process	
Unit Nainbag						
12	Irrigation Tank	Bamangaon	Bamangaon	5	Under Process	
13	Irrigation Tank	Bamangaon	Bamangaon	5	Under Process	

S.No	Activity	Name of GP	Name of Tok	No. of Farmers	Account Opened	Amount Deposited in Bank (in Rs.)
14	Irrigation Gool	Gharada	Gharada	8	Under Process	
15	Irrigation Gool	Gharada	Jhangeri	6	Under Process	
16	Irrigation Tank	Khasaunsi	Khasaunsi	5	Yes	1,000
17	Irrigation Tank	Khasaunsi	Khasaunsi	5	Under Process	
18	Irrigation Tank	Myani	Myani	6	Yes	1,000
19	Irrigation Tank	Myani	Myani	5	Under Process	
20	Irrigation Tank	Sendul	Sendul	5	Yes	500
21	Irrigation Tank	Sendul	Sendul	6	Yes	500
22	Irrigation Tank	Sendul	Sendul	6	Under Process	
23	Irrigation Tank	Srikot	Srikot	5	Under Process	
24	Irrigation Channel	Bishtonsi	Aindi	5	Yes	1,700
25	Irrigation Tank	Khairad	Khairad	3	Yes	500
26	Irrigation Channel	Bishtonsi	Bishtonsi	5	Yes	1,000
27	Irrigation Channel	Ghodakhuri	Ghera	5	Under Process	
28	Irrigation Tank	Khadaksari	Chhanigaon	6	Yes	6,000
29	Irrigation Tank	Khadaksari	Chhanigaon	5	Under Process	
30	Irrigation Tank	Khadaksari	Hadiyagaon	5	Yes	1,000
31	Irrigation Tank	Khadaksari	Hadiyagaon	6	Yes	1,000
32	Irrigation Channel	Tator	Tator	5	Yes	5,000
33	Irrigation Tank	Tator	Tator	7	Yes	5,000
34	Irrigation Tank	Tikri	Tikri	6	Under Process	
35	Irrigation Tank	Masras	Masras	20	Yes	3,600
	Irrigation Tank	Masras	Masras			
	Irrigation Tank	Masras	Masras			
	Irrigation Tank	Masras	Masras			
Unit Thatyur						
36	Irrigation Gool	Auntad	Auntad	14	Under Process	
37	Irrigation Tank	Auntad	Auntad	14	Under Process	
38	Irrigation Tank	Bhuyansari	Bhuyansari	5	Under Process	
39	Irrigation Tank	Bichhu	Bichhu	5	Under Process	
40	Irrigation Tank	Bichhu	Bichhu	5	Under Process	
41	Village Pond	Bichhu	Bichhu	8	Under Process	
42	Irrigation Tank	Chamasari	Chamasari	9	Yes	3,300
43	Irrigation Tank	Chamasari	Chouthi	9	Yes	1,450
44	Irrigation Gool	Khyarsi	Khyarsi	16	Under Process	
45	Irrigation Tank	Khyarsi	Khyarsi	6	Under Process	
46	Irrigation Tank	Kimoi	Kimoi	5	Under Process	
47	Irrigation Tank	Kimoi	Kimoi	6	Under Process	
48	Irrigation Gool	Kyari	Kyari	11	Under Process	
49	Irrigation Tank	Lalotana	Lalotana	11	Under Process	
50	Irrigation Tank	Takarna	Takarna	6	Yes	1,000
51	Irrigation Gool	Tewa	Tewa	6	Under Process	
52	Irrigation Gool	Tewa	Tewa	16	Under Process	
53	Irrigation Channel	Bangaar	Bangaar	5	Under Process	
54	Irrigation Tank (Pipline)	Chamasari	Chouthi	10	Yes	1,500
55	Irrigation Tank	Gaid	Gaid	5	Under Process	
56	Irrigation Tank	Gaid	Gaid	5	Under Process	
57	Irrigation Channel	Lalotana	Lalotana	10	Under Process	
58	Irrigation Tank	Lalotana	Lalotana	7	Under Process	
59	Irrigation Tank	Lalotana	Tikri	7	Yes	1,500
60	Irrigation Tank	Bangar	Bangar	6	Under Process	

S.No	Activity	Name of GP	Name of Tok	No. of Farmers	Account Opened	Amount Deposited in Bank (in Rs.)
61	Irrigation Tank	Bhuyansari	Bhuyansari	4	Under Process	
62	Pipe Line	Bichhu	Bichhu	6	Yes	14,500
63	Pipe Line	Bichhu	Bichhu	7	Yes	18,000
64	Pipe Line	Bichhu	Bichhu	7	Under Process	
65	Irrigation Tank	Chamasari	Chouthi	6	Yes	5,000
66	Irrigation Channel	Kheda	Chakpot	7	Under Process	
67	Irrigation Channel	Kyari	Kyari	8	Under Process	
68	Irrigation Tank	Moldhar	Moldhar	8	Yes	5,000
69	Irrigation Tank	Muglodi	Muglodi	5	Under Process	
70	Irrigation Channel	Papra	Papra	10	Under Process	
71	Irrigation Tank	Tewa	Tewa	4	Under Process	
72	Irrigation Tank	Muglodi	Arseenama Tok (RC-1)	5	Yes	1,500
73	Irrigation Tank	Muglodi	Mugdaname Tok (RC-2)	5	Yes	1,000
74	Irrigation Tank	Muglodi	Dangurname Tok (RC-3)	5	Yes	1,000
75	Irrigation Tank	Muglodi	Neenakhala Tok	5	Under Process	
76	Irrigation Tank	Muglodi	Kotanama Tok	5	Yes	1,000
77	Irrigation Tank	Bhuyansari	Bhuyansari	5	Under Process	
78	Irrigation Channel	Bangaar	Sunau	5	Under Process	
79	Irrigation Channel	Bangaar	Saudi	5	Under Process	
80	Irrigation Tank	Bangaar	Bangaar	5	Under Process	
81	Irrigation Channel	Bangsheel	Bangsheel	10	Yes	6,000
82	Irrigation Channel	Lagdasu	Lagdasu	6	Under Process	
83	Irrigation Tank	Lagdasu	Lagdasu	10	Yes	500
84	Irrigation Channel	Mawana	Mawana	13	Under Process	
85	Irrigation Tank	Mundni	Mundni	10	Yes	500
86	Irrigation Tank	Mundni	Mundni	6	Yes	500
87	Irrigation Tank	Mundni	Mundni	6	Yes	500
88	Irrigation Tank	Mundni	Mundni	5	Yes	500
89	Irrigation Channel	Tewa	Ghattugad	5	Under Process	
90	Irrigation Tank	Agyarna	Dibba	5	Yes	500
91	Irrigation Channel	Sheersh	Mathamali	5	Yes	500
Total				660		94,050
DEHRADUN DIVISION						
Unit Chakrata						
1	Irrigation Tank	Birmou	Darda	6	Yes	600
2	Irrigation Tank	Birmou	Adhani tok	5	Yes	750
3	Irrigation Tank	Tungra	Daulani	8	Yes	700
4	Irrigation Tank	Tungra	Satka Tok	6	Yes	750
5	Irrigation Tank	Mohna	Kapana Chhani	15	Yes	450
6	Irrigation Tank	Kurad khanad Sichad	Kyarkuli	8	Yes	650
7	Irrigation Tank	Baniyana	Upli Kuniya	5	Yes	550
8	Irrigation Tank	Baniyana	Kuweke	6	Yes	450
9	Irrigation Tank	Baniyana	Baniyana	7	Yes	350
10	Irrigation Tank	Baniyana	Baniyana	6	Yes	550
11	Irrigation Tank	Baniyana	Dhara Chhani	6	Yes	650
12	Irrigation Tank	Baniyana	Dhara Chhani	7	Yes	750
13	Irrigation Tank	Baniyana	Jewawa khadd	6	Yes	850
14	Irrigation Tank	Majhgaon	Pilyana tok	7	Yes	450
15	Irrigation Tank	Majhgaon	Gijhla tok	6	Yes	500
16	Irrigation Tank	Mohana	Kapana channi hrijan basti	5	Yes	600

S.No	Activity	Name of GP	Name of Tok	No. of Farmers	Account Opened	Amount Deposited in Bank (in Rs.)
17	Irrigation Tank	Mohana	Korua tok	5	Yes	650
18	Irrigation Tank	Mohana	Gwasha pul tok	5	Yes	750
19	Village Pond	Baniyana	Bandara tok	6	Yes	600
20	Village Pond	Majhgaon	Bagna tok	5	Yes	500
21	Irrigation Tank	Samog	Panga chhani	4	Yes	500
Unit Kwansi						
22	Irrigation Channel	Chultad	Navri Tok	5	Yes	1,100
23	Irrigation Tank	Lakhamandal	Sera tok-I	5	Yes	1,400
24	Irrigation Tank	Lakhamandal	Sera tok-II	5	Yes	900
25	Irrigation Tank	Punah pokhri	Gharat tok	5	Yes	1,200
26	Irrigation Tank	Punah pokhri	Tikri Chani	5	Yes	1,300
27	Irrigation Tank	Punah pokhri	Chamiyava tok	5	Yes	1,500
28	Irrigation Tank	Punah pokhri	Chilogi	5	Yes	1,500
29	Irrigation Tank	Punah pokhri	Riyadi	5	Yes	1,300
30	Irrigation Tank	Kadichama gatha	Sakrani	5	Yes	1,000
31	Irrigation Tank	Kadichama gatha	Lamdokari	5	Yes	1,050
32	Irrigation Tank	Kadichama gatha	Para	5	Yes	1,100
33	Irrigation Tank	Kadichama gatha	Kanota	5	Yes	1,200
34	Irrigation Tank	Kadichama gatha	Dalka	5	Yes	1,400
35	Irrigation Tank	Kadichama gatha	Upla pora	5	Yes	1,100
36	Irrigation Tank	Kadichama gatha	Kariya	5	Yes	1,200
37	Irrigation Tank	Kadichama gatha	Gada tok	5	Yes	1,350
38	Irrigation Tank	Kadichama gatha	Kalmoi naya ganv	5	Yes	1,250
39	Irrigation Tank	Kadichama gatha	Fednu	5	Yes	1,400
40	Irrigation Tank	Chultad	Navri Tok	5	Yes	1,500
41	Irrigation Tank	Kunna	KaFalti- I	5	Yes	1,250
42	Irrigation Tank	Kunna	KaFalti- II	5	Yes	1,150
43	Irrigation Tank	Rangeu	Dharkot	6	Yes	1,500
44	Irrigation Tank	Rangeu	Dharkot-I	6	Yes	500
45	Irrigation Tank	Rangeu	Dharkot-II	5	Yes	500
46	Irrigation Tank	Rangeu	Sawra	7	Yes	500
47	Irrigation Tank	Rangeu	Nandkiya Dang	7	Yes	700
48	Irrigation Tank	Chultad	Narvri toak-II	6	Yes	1,550
49	Irrigation Tank	Kandoi bondur	Navri tok-I	5	Yes	1,300
50	Irrigation Tank	Kandoi bondur	Navri tok-II	5	Yes	500
51	Irrigation Tank	Kandoi bondur	Gadia Tok	5	Yes	800
52	Irrigation Tank	Kandoi bondur	Chopda Tok	5	Yes	600
53	Irrigation Tank	Sidibarkioti	Navri	6	Yes	1,000
54	Irrigation Tank	Sidibarkioti	Padoli	5	Yes	900
55	Irrigation Tank	Sidibarkioti	Ninra Tok	5	Yes	600
56	Irrigation Tank	Sidibarkioti	Hadada	5	Yes	500
57	Irrigation Tank	Gothad	Pitrada	5	Yes	800
58	Irrigation Tank	Gothad	Jaikundi	5	Yes	800
59	Irrigation Tank	Gothad	Gothad	5	Yes	800
60	Village Pond	Kunna	Nichali Dundki	6	Yes	800
61	Irrigation Pipe Line	Kandoi Bondur	Navri tok I	5	Yes	1,300
62	Irrigation Pipe Line	Chultad	Nijurka	5	Yes	700
63	Irrigation Pipe Line	Chultad	Rathu	5	Yes	700
64	Irrigation Pipe Line	Rangeu	Upla Pachada to Paliya sera	5	Yes	500
65	Irrigation Pipe Line	Lakhamandal	Sera Tok II	5	Yes	500
66	Village Pond	Kandoi Bondur	Gadia Tok	5	Yes	600

S.No	Activity	Name of GP	Name of Tok	No. of Farmers	Account Opened	Amount Deposited in Bank (in Rs.)
67	Irrigation Tank	Myuda	Kedavaka	5	Yes	900
68	Irrigation Tank	Myuda	Gadad Tok	5	Yes	800
69	Irrigation Tank	Birpa	Karoda Tok	5	Yes	500
70	Irrigation Tank	Birpa	Kyar Koti	5	Yes	500
71	Irrigation Tank	Birpa	Kandidhar	5	Yes	500
72	Irrigation Tank	Birpa	Khobakhadd	5	Yes	500
73	Irrigation Tank	Birpa	Baghna	5	Yes	500
74	Irrigation Channel	Manuwa	Karoda Tok	5	Yes	1,000
Unit Sahiya						
75	Irrigation Channel	Maletha	Luhawana	10	Yes	800
76	Irrigation Channel	Maletha	Turad	12	Yes	800
77	Irrigation Channel	Byasbhood	In Village	15	Yes	15,000
78	Irrigation Pipe Line	Sureu	Chargad Tok	25	Yes	800
79	Irrigation Pipe Line	Chandeu	Kyarkuli Tok	22	Yes	800
80	Irrigation Pipe Line	Chandeu	Ayarachhani	30	Yes	800
81	Irrigation Tank	Maletha	Dharya tok	4	Yes	700
82	Irrigation Tank	Maletha	Moni tok	6	Yes	1,000
83	Irrigation Tank	Maletha	Khnode tok	5	Yes	800
84	Irrigation Tank	Maletha	Kunna tok	5	Yes	1,000
85	Irrigation Tank	Maletha	Kharya Tok	5	Yes	800
86	Irrigation Tank	Ara	tripta tok	5	Yes	1,300
87	Irrigation Tank	Ara	Mayika Kheda	5	Yes	1,000
88	Irrigation Tank	Ara	Tikri Kheda	6	Yes	1,300
89	Irrigation Tank	Khraya	Tilyari tok	5	Yes	
90	Irrigation Tank	Khraya	Kharya Dhar	8		3,500
91	Irrigation Tank	Khraya	Bauti chhani	9		
92	Irrigation Tank	Ubhreu	Bagi tok	7	Yes	1,000
93	Irrigation Tank	Ubhreu	Ghighari tok	6		
94	Irrigation Tank	chandeu	Kyarkuli Tok	6	Yes	800
95	Irrigation Tank	Dilau	Chhedi	4		
96	Irrigation Tank	Dilau	Khadka	5	Yes	1,000
97	Irrigation Tank	Dilau	Kaniyara	5		
98	Irrigation Tank	Dilau	Sunog	5		
99	Irrigation Tank	Timra	Nova chani	6	Yes	1,100
100	Village Pond	Maletha	Khanoda Tok	5	Yes	800
101	Village Pond	chandeu	Kuna Khopda	6	Yes	1,000
Total				640		99,000
Grand Total				1905		4,51,876

* * * * *