

Uttarakhand Decentralized Watershed Development Project (GRAMYA) Phase-II



FNGO - GARHWAL



Annual Report

6TH YEAR

APR. 2020 - MAR. 2021



Submitted to



WATERSHED MANAGEMENT DIRECTORATE
Indira Nagar Forest Colony, Dehradun, Uttarakhand

Submitted by



SOCIETY OF PEOPLE FOR DEVELOPMENT (SPD)
90, Mayur Vihar, Sahasradhara Road, Dehradun (Uttarakhand)

Contents

PAGES

ABBREVIATIONS

Executive Summary	01-04
1. Qualitative Review :	
 Social Aspects of the Project (2019-20)	05-12
I. Background	05
II. Project Development Objective	06
III. Result Framework	07
IV. Project Components	07
V. Safeguard Policies Applicable to the Project	07
VI. Role of FNGO.....	09
2. Scope of Services :	
 Physical Progress Report for FY 2018-19.....	13-17
3. Qualitative Review of Institutions	
 in Project Area.....	18-41
I. Social and Institutional Aspects of the Project.....	18
II. Water and Watershed Management Committees (WWMCs) & Revenue Village Committees (RVCs).....	18
III. Village Motivators	19
VI. Women Aam Sabhas.....	20
V. Vulnerable Individuals and Groups.....	23
VI. User Groups	35
VII. SOCIAL AUDIT - Participatory Monitoring & Evaluation	38

4. FNGO Assistance in Other Activities42-51

5. Project Highlights52-55

ANNEXURES :

I. List of Vulnerable Individual and Vulnerable Groups56

**II. Status of remaining Women Proposals which can not be
addressed67**

Abbreviations

ESMF	Environmental Social Management Framework
FIG	Farmer Interest Group
FNGO	Field Non-Governmental Organization
GP	Gram Panchayat
GPWDP	Gram Panchayat Watershed Development Plan
GoUK	Government of Uttarakhand
HH	House Hold
HIG	High Income Group
LIG	Low Income Group
WAS	Women Aam Sabha
MIG	Medium Income Group
PME	Participatory Monitoring & Evaluation
PMU	Project Management Unit
PRA	Participatory Rural Appraisal
RV	Revenue Village
RVC	Revenue Village Committee
SPD	Society of People for Development
VG	Vulnerable Group
WMD	Watershed Management Directorate
WWMC	Water & Watershed Management Committee
UG	User Group



Executive Summary

EXECUTIVE SUMMARY

1. Social and Institutional Aspects of the Project:

For better planning and Implementation of works under GPWDP, Revenue Village Committee (RVCs) has been formed in each Project villages across all the four divisions.

2. Water and Watershed Management Committees (WWMCs) & Revenue Village Committees (RVCs):

In the Project GPs, out of 203 GPs, a total of 197 WWMCs were formed which is 97% of total WWMC to be formed in project area and out of 368 RVCs a total of 356 were formed which is 97% of total RVCs to be formed in the project area.

3. Village Motivators:

Total 377 Village Motivators have been appointed in four Divisions.

4. Women Aam Sabhas:

❖ Participation of Women in Implementation of AWP:

During this fiscal, the FNGO conducted 351 women Aam Sabhas in the Round-I. The representation of households by women in these meetings was 52% while during Round-II, 348 Women Aam Sabhas were organized where the representation of households by women was 53%.

❖ Progress of Women's Proposals:

Against total 2620 women proposals raised in WAS meetings conducted during the process for preparation of GPWDPs, 2040 proposals were incorporated in the respective GPWDPs of these Gram Panchayats. All the proposals have been addressed in case of PMU, Raipur, whereas in case of Pauri Division, 1 proposal that cannot be addressed has been left out. Overall, 2517 proposals have been addressed across all the divisions. Of the remaining, 1 proposal will be addressed during the FY 2021-22. However, 102 proposals cannot be addressed through the Project as the structures/ activities proposed under these proposals either already

exist in the village or cannot be addressed as the basic resources such as water source/ Panchayat land does not exist in the village.

5. Vulnerable Individuals and Groups:

During this financial year (2020-21), total 377 Individual and 21 Group IGAs were supported under the project benefitting 486 vulnerable households. A total of 486 vulnerable beneficiaries were funded with Rs. 1,35,66,310.00 for establishing their IGAs during the year 2020-21.

❖ Vulnerable Individuals:

Progress : Subsequent to Social Mobilization of vulnerable households, the FNGO team facilitated the process and identified and prepared proposals for 377 Vulnerable Individuals across all the four divisions against a target of 430 Vulnerable Individual beneficiaries.

Gender-wise Analysis of Vulnerable Individuals: This year FNGO financed 377 Individual beneficiaries of which 121 were female beneficiaries from vulnerable households.

Social Category-wise Analysis of Vulnerable Individual Beneficiaries: Social Category-wise analysis shows that out of total 377 VIs, respectively 187, 42 and 46 belong to SC, ST and OBC category.

Sectoral Analysis of Vulnerable Individuals: Going by sectoral progress of Vulnerable Individuals, 69% have opted for livestock activities, such as, Milch Animal, Goat Rearing, Poultry and Mule, for their alternative livelihood. These being the traditional livelihood activities, the people appear to show interest them.

❖ Vulnerable Groups

Progress: Project had set the target of 60 Vulnerable Groups (VGs) across all the four Divisions. However, against the target only 21 groups could be formed.

Gender-wise Analysis: Going by divisions, Pauri has topped the list of women participants in Vulnerable Group with 71% women members, followed by 62% in Tehri.

Social Category-wise Analysis of Vulnerable Individuals: Analysing Social Category-wise, out of total 109 vulnerable individual beneficiaries, respectively, 39, 7 and 19 belong to SC, ST and OBC category.

Sectoral Analysis of Vulnerable Groups and their Participation in the Project: Mushroom, Catering, Tent House and Slipper remain the activity of major choice by most of the groups with 33%, 24%, 19 and 19%, respectively opting for these activities.

❖ Cumulative Progress of Vulnerable Individuals and Groups:

Overall Progress of Vulnerable Groups/Individuals:

A total of 2,676 Individual IGAs and 272 Group IGAs have been supported under the Project benefitting 4,229 households. A total grant of Rs. 10,15,76,390.00 has been distributed to vulnerable households till 31st March 2021. In case of Vulnerable Individuals, Rs. 6,55,88,180.00 has been invested on 2,299 members by the end of March 2020, across all the Divisions. The average amount invested on each Individual beneficiary comes to Rs. 28,529.00.

Similarly, in the case of 272 Group IGAs which were funded from the Project to the tune of Rs 2,40,61,900.00 till March 2021 benefitting overall 1553 members.

6. User Groups:

With a view to promoting the concept for maintenance and upkeep of assets created by the project in the villages, 56 User groups were formed during the financial year ending 31st March 2021 in addition to 519 groups formed till the previous year across all the four divisions. Thus, the total number of User Groups formed under the project in four divisions of Garhwal Region has reached 575.

Total Rs. 33,11,112.00 have been deposited into User Group accounts till financial year ending 31st March 2021 with Tehri Division topping the list with Rs. 15,39,986.00.

7. Social Audit - Participatory Monitoring & Evaluation

During FY 2020-21 PME Round-6, 203 PMEs meeting were to be conducted in the Project villages across all the divisions. However, against the said figure only 194 meetings could be held.

8. FNGO Assistance in Other Activities

- Assistance Provided in Trainings like bamboo craft, food processing, poultry farming, mushroom cultivation, etc.
- FNGO conducted survey to collect information related to migrants returned during lockdown with the support of Village Motivators. Main objective of the survey was to find out the possibilities of self-employment for these migrants.
- Assistance in Organisation of HARELA
- Assistance in Organisation of Animal Health Camp
- Field Visit of WMD officials
- Generated awareness regarding Covid-19 pandemic
- Awareness Generation towards Green Fodder
- Assistance in Exposure Tour
- Distribution of Paddy Seeds
- Mass Artificial Insemination (MAI)
- Assistance in Organizing Exhibition/Stall



Annual Progress Report

(Apr. 2020 - Mar. 2021)

1.

Qualitative Review : Social Aspects of the Project (2020-21)



(I) Background:

In the State of Uttarakhand water, agriculture, forestry, energy, checking the incidence of migration and increasing employment are some of the issues which form the core strategy for future growth. Over three-fourth of the total population in the state depends upon agriculture for its livelihood and most of the landholdings are small and scattered. Poverty is even worse in mountain areas of the state where around 38.5 percent of the population is living below the poverty line (Source: Project Operation Manual, UDWDP Phase II). Uttarakhand Decentralized Watershed Management Project (UDWDP) Phase II is being implemented by the Gram Panchayats since July 2014. UDWDP Phase II hired Society of People for Development (SPD) as FNGO in four divisions of Garhwal region, namely, Pauri, Tehri, Dehradun and PMU (MWS), Raipur w.e.f. March 2015.

Focus of the project is to develop and enhance productivity of rainfed areas by adopting participatory watershed management approach in 203 Gram Panchayats (GP) and 402 Revenue Villages (RV) in these four Divisions of Garhwal region spread over 6 Development Blocks of 3 districts having the problem of soil erosion, poverty and lack of infrastructure facilities. The intervention area covers over 30 Micro Watersheds (MWS) in Tehri, Pauri, Dehradun and PMU MMWS in Raipur division. As per the baseline survey conducted in 2015, there are 18403 households across these four divisions of which 7062 households are in Tehri Division, 5165 in Pauri Division, 5481 in Dehradun Division and 695 in PMU MMWS, Raipur.

(II) Project Development Objective:

The Project Development Objective (PDO) is to improve the productivity potential of natural resources and rainfed agriculture with participation of communities in selected microwatersheds in the State of Uttarakhand.

The Project implementation envisages a decentralized and participatory approach with financial autonomy to the PRIs which are legal institutions under 76th amendment. Focus of the Project is to enhance community participation in watershed development and management with a view to improving and strengthening administrative capacities of GPs for efficient delivery system. Institution building at the community level is the prime focus of the Project with FNGO forming various small community groups for smooth functioning of the Project at village and GP level ensuring equitable participation by all groups, especially the landless and women who rely disproportionately on common-pool resources for fodder, fuel and other forest products. CBOs in the Project area have been consolidated and strengthened through various capacity development initiatives involving trainings, exposure visits and workshops.

Developing backward and forward linkages between the farmers and market, the FNGO has facilitated the capacity development plan for various community groups such as FIGs, UGs, VGs, and FFs of Gramya-I. While developing backward and forward linkages, FNGO facilitated awareness generation and information dissemination on improved varieties of seeds, demonstration of technology and conducting market survey products of FIG across all the four Divisions. To improve the sale of their products, the FNGO mobilized and motivated the farmers and ensured their participation in various exhibitions for display of their products at stall for sale. These exhibitions help them in providing them a platform display, sale branding of their products as also help inculcating in them businessmanship besides

developing their understanding on market demand and pricing of products. These platforms have been instrumental in opening up new avenues of livelihood for the village community.

(III) Result Framework:

The achievement of project development objective will be determined through the following key indicators using baseline survey data conducted during the first year, with that of mid-term assessment and final evaluation:

- Improved natural resources conservation (NRC) outcomes in target MWS
- Increased productivity of arable land
- Percentage increase in income through project intervention.
- Direct project beneficiaries

(IV) Project Components:

- Social Mobilization and Participatory Watershed Planning
- Watershed Treatment and Rainfed Area Development
- Enhancing Livelihood Opportunities
- Project Management

(V) Safeguard Policies Applicable to the Project:

(i) Environmental Assessment:

During the planning phase of the Project, FNGO has facilitated the process and experts discussed on the basis of its social and environmental impacts of activities which were proposed by the villagers. It helped to ensure the environmental and social soundness and sustainability of investment project. The result of that they supported integration of environmental and social aspects of project in the decision-making process during the preparation of GPWDPs. When implementing the AWP, the social and environmental aspect of activities were kept in mind.

(ii) Natural Habitats:

Promoting environmentally sustainable development by supporting the protection, conservation, maintenance, and rehabilitation of natural habitats and their functions have been the key intervention areas of the project. To achieve this, the FNGO and MDT teams discussed the benefits of environmentally sustainable activities at RV level during the PRA exercise to prioritize the problems and priorities of village

community. This facilitated the process for implementation of AWP across all the four Divisions.

(iii) Pest Management:

This focused on minimizing and managing the environmental and health risks associated with indiscriminate use of pesticides and promote and support safe, effective, and environmentally sound pest management methods. FNGO and MDT teams regularly motivated households on use of compost and vermi compost in the fields. To achieve this objective, trainings and exposure visits to the sites where farmers are using bio fertilizers and bio pests were facilitated. Various farmers have adopted the bio pest methods for control of insecticides.

(iv) Physical Cultural Resources (PCR):

Assisting in preserving PCR and in averting their destruction or damage is an important activity of the project. PCR includes resources of archeological, paleontological, historical, architectural, religious (including graveyards and burial sites), aesthetic, or other cultural significance.

(v) Involuntary Resettlement:

The project also focuses on avoiding or minimizing involuntary resettlement and, where this is not feasible, assist displaced persons in improving or at least restoring their livelihoods and standards of living in real terms relative to pre-displacement levels or to levels prevailing prior to the beginning of project implementation, whichever is higher.

(vi) Indigenous People:

Designing and implementing projects in a way that fosters full respect for indigenous peoples' dignity, human rights, and cultural uniqueness so that they (1) receive culturally compatible social and economic benefits, and (2) do not suffer adverse effects during the development process. To sensitize indigenous people, the FNGO team facilitated the process for transhumant population and provided support in organizing camps for this purpose. The transhumant population or Gujjar stayed in Thatyur, Nainbag, Aglar bridge, Vikas Nagar and Sahiya during their movement.

(vii) Forest:

The project is dedicating to Realizing the potential of forests to reduce poverty in a sustainable manner. The application and mitigation of all the safeguard policies are

covered in the Environmental & Social Management Framework (ESMF) applicable to the Project.

(VI) Role of FNGO:

The Field NGO is playing a significant role in implementing participatory watershed development projects in planning, implementation, monitoring and evaluation activities of the project. Field NGO (FNGO) ensured and facilitated the participation of village communities in project activities. There is social structure, attitude and dynamics prevalent in the community for participation in implementation of participatory project. The FNGO successfully filled this gap by providing support of qualified and professional staff in the project villages in Garhwal region in Gramya-II. The main role of FNGO in Uttarakhand Decentralized Watershed Development Project Gramya-II is as follows:

(i) Participatory Watershed Development planning & Implementation:

Uttarakhand Decentralized Watershed Development Project (UDWDP) Gramya-II is a community demand driven project. Therefore, the FNGO contacted and mobilized the villagers and generated awareness among them by disseminating information on project activities through rapport building; awareness generation meetings; personal interactions; printed material on UDWDP; workshops; trainings and exposure visits within and outside the state across all the four Divisions, namely, Dehradun, Tehri, Pauri and PMU MMWS in Raipur.

(ii) PRA, Awareness Building and Community Mobilization:

After creating a conducive environment at the village level, the FNGO facilitated the process of PRA and preparation of GPWDPs. FNGO initiated the process of Participatory Rural Appraisal under which various PRA exercises were conducted for identification of their problems to enable participatory bottom up planning process with technical support by MDT. Plans were collected from the RVCs and the same were approved in case of 203 GPWDPs. Due to some reciprocal dispute among the villagers, the GP could not taken up under the Project earlier. This year FNGO with MDT support has initiated PRA exercise for planning and preparation of GPWDP. Proposals have been collected and screened as per the norms of ESMF and incorporated into the GPWDP. The GPWDP has thus been prepared and approved. Women Aam Sabha has been organised and their proposals have also been incorporated in the GPWDP. Wealth ranking of households has been done by the FNGO and plan for vulnerable households has been prepared in accordance with the

demand of vulnerable households. Tent house has been proposed by the VG for alternative livelihood of group members. The FNGO field staff along with MDT members are disseminating project related key information amongst the community and encourage them for active participation in implementation of GPWDP as well as in identification of vulnerable households using wealth ranking data of the village. Apart from this, the vulnerable households who did not show inclination to work in groups have been selected as individual beneficiaries for grant under Vulnerable Group Fund (VGF). Vulnerable households have been organized into groups by the FNGO field team and have facilitated initiation of their income generating activity. Further, the FNGO also generated awareness as to the need for soil conservation, water resource management, ESMF and other NRM interventions across all the four Divisions, i.e., Dehradun, Tehri, Pauri and PMU, MMWS, Raipur of Grahwal region.

(iii) Gender Issues:

FNGO team mobilized the local community, especially women folk, and discussed with them the diverse issues related to project. As a result of mobilization, women and men equally participated in meetings and other project related activities. Regular efforts and contacts with the community members has resulted in building up of trust between project staff and community helping in strengthening of project implementation process. Consequent upon awareness generation activities, women have developed an understanding about project activities and have build up a confidence in them, thus enabling them have their say regarding project activities and interventions. As a result of rapport building among project staff and the community, the FNGO field staff has been able to promote institution building at GP and RV level with the formation of several groups as per project requirements.

Addressing gender issues by promoting women participation in project activities had been the key focus area of project interventions, which has been well addressed by the FNGO by ensuring more than 50% representation of households by women in WAS and other project meetings. To begin with, owing to regular persuasion by the FNGO field staff, women started participating in village level meetings and gradually they began to participate in discussions and made proposals for being incorporated in GPWDP. Mobilization of women had been constantly taken care of by the project field team thus encouraging the women to participate in project meetings, trainings, workshops and exposure tours. Participation of women in project meetings, which initially stood at less than 5% in WAS meetings, has reached more than 50% in terms of representation of households. As a matter of fact, the participation of women in WAS and other project meetings is between 35 to 40

percent, whereas going by representation of households by women in these meetings, the same had been around 60% during the year 2020-21. This has been invariably maintained in the project meetings, be it WAS, AWP or PME meetings.

FNGO, SPD is providing services in the project areas under the social component in Garhwal region and covered 203 Gram Panchayats and 402 Revenue Villages. Besides this A team of social staff from Project Director Level to unit level and mobilizing the villagers. And doing work as integral part of Multidisciplinary Team (MDT) in close cooperation in each Division.

(iv) Development and Capacity Building of Local Institutions:

In addition to this, FNGO organized women into groups all across the four Divisions and assisted in the conduction of women Aam Sabha in each Revenue Villages of the project. During the planning phase of Gramya II, the women Aam Sabha in the four Divisions was organised on monthly basis and their proposals were taken in the general meetings of women. After scrutiny of proposals in accordance with the norms of ESMF and demands of the women as well as the villagers (in case of fodder plantation), these proposals were incorporated in the Annual Work Plan of respective Gram Panchayat. Besides these, FNGO team also worked for institutional building and assisted in the formation of User groups for maintenance of water structures constructed by GP.

(v) Sustainability of Institutions:

During the year 2020-21, the FNGO team worked towards ensuring sustainability of Institutions. Various groups such as VGs, UGs, FIGs and FFs of Gramya II, were formed in all four Divisions. The FNGO team assisted in organizing vulnerable households into groups to initiating alternative income generating activities and assisted in maintaining their records. Similarly, in case of User Groups, the FNGO team motivated the User Group members to deposit their contribution for maintenance of water structures for their long term sustainability.

(vi) Micro Credit and Development of Micro Enterprises:

FNGO keeps on motivating the Vulnerable Groups and Individual beneficiaries on regular basis to run their IGAs and save money from their earnings after bearing their family expenses. Some of the VGs have deposited their earnings made from their collective IGAs into their groups accounts. Beside, FIGs have been formed at the Revenue Village levels for promoting various agricultural activities.

FNGO motivated and mobilized these groups for savings and generated the corpus fund of FIGs with contribution by members. The FNGO also took the initiative towards developing banking habits among FIG members (FIGs) with the help of their corpus fund. Various FIGs are involved in micro loaning on minimal interest rates. The interest rates to be charged from the members have been decided by the group members themselves.

Similarly, in the case of User Groups, FNGO field staff supervise their record keeping during their monthly meetings and motivate them to deposit their contributions into User Group accounts.

(vii) Networking and Market Linkages:

FNGO team also facilitated the process for marketing of products prepared by the groups to enable them fetch a better price. Various FIGs across the four Divisions are engaged in producing pickles, Juice, Sauce, Ghee and value addition of local products like pulses etc. and selling them in the market.

(viii) Process Documentation:

To assess the impact of project interventions, the FNGO team captured the data from various project activities like compost making, vegetable cultivation, poultry, dairy farming, plantation and documented them as case studies and success stories. During the year, a number of case studies were documented and published in the monthly progress reports from time to time.

(ix) MIS Handling:

Management Information System is a crucial component of the project. FNGO team maintained the records of data regarding social mobilization of various activities at their office in the form of reports, presentation and case studies.

2.

Scope of Services : Physical Progress Report for FY 2020-21

Social Mobilization, Institution Building and Enhancing Livelihood Opportunities

D	Deliverables	Target/ Number	Achievements/ Remarks
D1	Meetings, PRA, GPWDP and WAS		
A1	i) Social Mobilization, Rapport building and Awareness generation in Project area. ii) Baseline survey in GP Mothi of Kwansi unit	203 GPs 402 RVs	<ul style="list-style-type: none"> FNGO staff facilitated meetings, workshops and visits in all 203 Project GPs and ensured implementation of their AWP.
A2	Total Households 18403 and households under wealth ranking in all four Divisions	203 GPs 402 RVs	<ul style="list-style-type: none"> Pauri – 5165 HHs, (A Category 1007 (19.50%), B Category 2083 (40.33%) and C Category 2075 (40.17%) Tehri – 7062 HHs. A Category 1259 (17.68%), B Category 2718 (38.49%) and C Category 3085 (43.68%) Dehradun- 5481 HHs. A Category 1070 (20%), B Category 1768 (32%) and C Category 2643 (48%) PMU, MMWS, Raipur- 695 HHs. A Category 170 (24.46%), B Category 272 (39.14%) and C Category 253 (36.40%)
A3	Ensuring participation of women in programmes and management of project activities through organization of Women Aam Sabhas in their respective RVs.	203GPs 402 RVs	<ul style="list-style-type: none"> Two Women Aam Sabhas in each RV is mandatory across all the four Divisions of Garhwal region. Overall repersentation of households during Round-1 was 52% and attendance of women was 29% across the four Divisions. During Round-2, repersentation of households was 53% with 30% women attendance. As a rule, only one woman

D	Deliverables	Target/ Number		Achievements/ Remarks
				participates in WAS from one HH. The percentage of women attending WAS indicates only adult women, leaving out girls and older women. Thus, the percentage of women attendance remains low as against HHs represented by women.
A4	Participation of women in Gram Sabha Meetings (i) Total Gram Sabha Meetings held (ii) Percentage of women attending Gram Sabhas Meetings	203 GPs	402 RVs	<ul style="list-style-type: none"> During this financial year (2020-21), 361 open Meetings of Gram Sabha were held in 203 GPs across the four Divisions. In Dehradun Division 127 Gram Sabha Meetings were held in total 56 GPs under the project with 47% attendance of women. In Pauri Division 94 open Meetings of Gram Sabhas were held during the year in 62 project GPs with 63% participation of women. Similarly, in PMU, MMWS, Raipur 10 Open Meetings were held during this financial year in 7 GPs of the project. Attendance of women in these meetings was 86%. In Tehri Division 130 open Meetings of Gram Sabhas were held in 78 project GPs during FY 2020-21 with 43% of women participating in these meetings.
D2 Vulnerable Households				
A5	In identification of vulnerable households in the villages through participatory approach, maximum coverage is given to the poorest of the poor {Vulnerable Individuals (VI)} who are assisted in selection of suitable IGA for their alternative livelihood	377 Nos. out of Target of 430	203 GPs & 402 RVs	<ul style="list-style-type: none"> FNGO facilitated the process for Identification of Vulnerable households in Project RVs benefitting total 377 households during the year 2020-21 across the four Divisions. Achievement in coverage of poorest of poor households under Vulnerable Individuals was 80% against the given target for the year.
A6	Identification of vulnerable households in the villages through participatory approach	21 No. out of Target	203 GPs & 402 RVs	<ul style="list-style-type: none"> During the financial year 2020-21, the target was set up for formation of 80 Vulnerable Groups (VGs).

D	Deliverables	Target/ Number		Achievements/ Remarks
	and facilitating their organisation into Vulnerable Groups (VG)} and assisting in selection of suitable IGA for their alternative livelihood	of 60		<p>FNGO team explored the possibilities for formation of VGs in various RVs where vulnerable households were Identified. It was observed that people generally do not show much interest in collective working and prefer working individually. However, a few HHs who volunteered to work collectively were formed in groups.</p> <ul style="list-style-type: none"> • Thus, total 21 Vulnerable Groups were formed across four Divisions during the year against the target of 80. Due to low potential for collective working, the target for formation of VGs was revised downwards. • In all the four Divisions, 2,676 Vulnerable Individual HHs have benefited from VG Fund till March 2021. • By the end of March 2021, 272 VGs were formed in all the four Divisions benefitting 1553 HHs from this activity. • In all the four Divisions, 4229 HHs were benefitted.
D3 User Groups (UG) & Maintenance Fund				
A7	Assisting in formation of User Groups (UGs) with MDT in project location where water structures are constructed by the GP under GPWDP	-	-	<ul style="list-style-type: none"> • FNGO team mobilized and motivated the user community enjoying the benefits of water bodies constructed during the year (2020-21). As a result of mobilization, 56 new User Groups were formed during the year for maintenance of these water structures in all the four Divisions. • Thus, the total number of User Groups formed in the four Divisions is 575 benefitting 4033 HHs till March 2021.
A8	(i) Facilitating UGs for developing and adopting byelaws of UGs (ii) Assisting in opening of bank accounts of UGs in			<ul style="list-style-type: none"> • FNGO team assisted UGs in all the four divisions in preparation of byelaws for smooth functioning. • After framing of byelaws, 56 newly formed User Groups opened their

D	Deliverables	Target/ Number		Achievements/ Remarks
	<p>nearby Bank</p> <p>(iii) Motivating and mobilizing UGs for depositing their contribution in joint O&M Bank accounts for maintenance of water structures</p>			<p>joint accounts in the nearby Bank.</p> <ul style="list-style-type: none"> By the end of financial year 2020-21, all the divisions put together, the total amount available in User Group accounts is Rs. 33,11,112.00 which is 14% increase from previous financial year 2020-21 i.e. 25,63,777.00. The fund will be utilized in maintenance of water bodies after withdrawal of the Project.
D4	Capacity Building of CBOs			
A9	<p>(i) Assisting MDT in preparation of capacity building plan for VGs, UGs and FIGs</p> <p>(ii) Providing technical support and training to User Groups</p>	-	-	<ul style="list-style-type: none"> FNGO team assessed the training needs of VGs, UGs and FIGs for effective functioning and prepared capacity building plan for these groups and facilitated in conducting regular meetings, recording, checking, management of group fund, collection of contribution and depositing the same into groups' accounts. Assisted in trainings and exposure tours organised for VGs, UGs, FIG members.
A10	Social Audit using Participatory Monitoring & Evaluation (PME) Tools			
	<p>(i) Facilitating in conduction of PMEs in Project GPs</p> <p>(ii) Providing feedback on PMEs conducted in Project GPs</p>	203 GPs	203 GPs	<ul style="list-style-type: none"> During this year, the PME Round-5 was conducted in 194 GPs out of 203 GPs across all the four Divisions. In Round-6 PME in GPs Samog, Kandichamagatha & Timra of Dehradun Division and Khas Kudaun, Maugi & Kandajakh of Tehri Division and Bamoli, Chhambada and Malkot of Pauri Division could not be conducted due to some reasons. During these PME meetings, the Community checked the planning, implementation, handling of funds, procurement and maintenance of assets. The purpose of monitoring and evaluation by the stakeholders was to check that the planned interventions are being executed as

D	Deliverables	Target/ Number		Achievements/ Remarks
				per the intended objectives. <ul style="list-style-type: none">• Community took corrective actions wherever the work was not found in line with the intended objective.

3.

Qualitative Review of Institutions in Project Area

(I) Social and Institutional Aspects of the Project:

A decentralized approach towards Planning, Implementation and Monitoring of the Project and setting up of Gram Panchayat as main institution is the key feature of the Project. For better planning and Implementation of works under GPWDP, Revenue Village Committee (RVC) has been formed in each Project village across all the four divisions.

(II) Water and Watershed Management Committees (WWMCs) & Revenue Village Committees (RVCs):

With the swearing in of newly elected Gram Pradhans, new Gram Panchayats have already taken shape in all the units of the Division. Gram Panchayats being the implementing agencies for Watershed Development Plan, their orientation towards implementation of Gram Panchayat Watershed Development Plan (GPWDP) becomes mandatory.



FNGO Facilitators provided support in constitution of WWMCs and RVCs in the project area, as a result of which, out of 203 GPs, a total of 197 WWMCs were formed which is 97% of total WWMCs to be formed in project area. In remaining 6 GPs WWMCs were not formed due to some reasons, like in Pauri Division, the seat of Gram Pradhan in GPs Chhama Bada and Bamoli were reserved for SC candidate but since no SC candidate is available in the village the election could not be held. Similarly, in Tehri Division, Gram Pradhan election was not held in GP Kandajakh and in Dehradun Division, there was some dispute among villagers in GP Samog, Kandichamagatha and Timra

Overall status for formation of WWMCs and RVCs in project area is as follows...

SN	Name of the Unit	No. of GPs	Target	Committee Formed till 31.3.2021	
				No.	%age
Status for Formation of WWMCs					
1.	Pauri Division	62	62	60	97%
2.	PMU (MWS) Raipur	07	07	07	100%
3.	Tehri Division	78	78	77	99%
4.	Dehradun Division	56	56	53	95%
Grand Total		203	203	197	97%
Status for Formation of RVCs					
1.	Pauri Division	62	129	124	96%
2.	PMU (MWS) Raipur	07	23	23	100%
3.	Tehri Division	78	141	137	97%
4.	Dehradun Division	56	75	72	96%
Grand Total		203	368	356	97%

During FY 2020-21, FNGO Facilitators provided support in constitution of RVCs in the project area and out of 368 RVCs, a total of 356 have been formed which is 97% of total RVCs to be formed in the project area.

(III) Village Motivators:

One-woman Motivator is designated in each Revenue village, except in case of uninhabited Revenue Villages. Thus, the total number of Village Motivators in four Divisions is 377. The role of these Village Motivators is to mobilize the village community, especially women, and ensure their strong participation in Project activities at their village through Women Aam Sabhas.



For capacity building of these Village Motivators, Pauri Division organized workshops on monthly basis with the support of FNGO Facilitators. It was observed that average 96% of Village Motivators participated in these workshops. Tehri Division also organized 3

workshops for these Village Motivators during each month of the year at their Project unit which were attended by about 85% of the Motivators. Similarly, Dehradun Division also organized 3 workshops for these Motivators in their respective Project units during each month of the year which were attended by 90% of the Motivators. PMU, Raipur organizes one workshop for Village Motivators every month and around 89% of the Motivators participate in these workshops.

SN	Division	No. of Motivators	Average Attendance in Meeting (%age)
1	Pauri Division	135	96%
2	Tehri Division	141	85%
3	Dehradun Division	78	90%
4	PMU (MWS) Raipur	23	89%
Total		377	90%

Besides this, the expectation from Woman Motivators is to facilitate the process for formation of livelihood groups comprising vulnerable households and providing all possible support to them. Although, most of the Motivators live outside the villages (other places), it has been observed that in village level programmes, meetings and visits they come to their villages and try to ensure complete participation of village communities and provide necessary support in identification and formation of livelihood groups comprising vulnerable households in the Project villages across all the Divisions.

(IV) Women Aam Sabhas:

Participation of Women in Implementation of AWP:

During this fiscal, the FNGO conducted 351 women Aam Sabha in first round in project villages across four divisions. The representation of households by women in these meetings was 52% while during Round-II, 348 women Aam Sabhas were organized where the representation of households by women was 53%. WAS has been conducted in almost all the RVs, i.e. 99 percent, during this financial year.

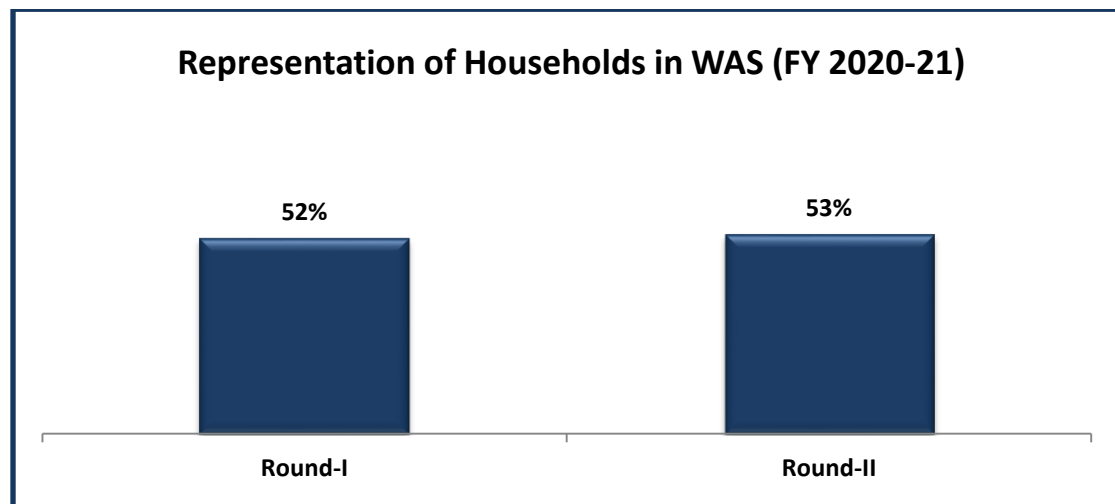
WAS, could not be conducted in any of the two rounds in some of the RVs, namely, Samog, Kandichamagatha, Timra of Dehradun Division and Gothad due to dispute among villagers. In RV Sateli of PMU (MWS), Raipur the WAS meeting could not be conducted as there are only 5 HHs in the village and they live in city most of the time.



The details of women Aam Sabhas conducted across all the four Divisions of Gramya-II, during FY 2020-21 are given in Table below:

Table-1: Status of Women Aam Sabhas conducted during Round-I & II in FY 2020-21

SN	Division	Total No. of RVs	Round-I				Round-II			
			No. of WAS Organized	No. of RVs Covered	Representation of HHs (%age)	Women Attended WAS (%age)	No. of WAS Organized	No. of RVs Covered	Representation of HHs (%age)	Women Attended WAS (%age)
1	Dehradun	75	72	72	44%	23%	71	71	48%	26%
2	Pauri	163	117	163	60%	38%	117	163	58%	36%
3	PMU (MWS)	23	21	22	49%	42%	19	22	48%	38%
4	Tehri	141	141	141	53%	29%	141	141	53%	29%
Total		402	351	398	52%	29%	348	397	53%	30%



Progress of Women's Proposals:

Against total 2620 women proposals raised in WAS meetings conducted during the process for preparation of GPWDPs, 2040 proposals were incorporated in the respective GPWDPs of

these Gram Panchayats. All the proposals have been addressed in case of PMU, Raipur, whereas in case of Pauri Division, 1 proposal that cannot be addressed has been left out. Overall, 2517 proposals have been addressed across all the divisions. Of the remaining, 1 proposal will be addressed during the FY 2021-22. However, 102 proposals cannot be addressed through the Project as the structures/ activities proposed under these proposals either already exist in the village or cannot be addressed as the basic resources such as water source/ Panchayat land does not exist in the village.

Division	Total Proposals Raised in WAS	Proposals Incorporated in GPWDP	Proposals Completed through			Remaining Proposals to be addressed in FY 2021-22		Remaining Proposals which cannot be addressed*	
			GPWDP	Convergence	Other Sources	GPWDP	Others	GPWDP	Others
Dehradun	547	321	310	15	178	0	1	9	34
Pauri	685	480	371	121	192	0	0	1	0
PMU (MWS)	187	186	133	0	54	0	0	0	0
Tehri	1201	1053	1029	33	81	0	0	14	44
Total	2620	2040	1843	169	505	0	1	24	78

* Details given in Annexure-2.

Activity-wise Break-up of Women's Proposals:

As can be seen from the table below, of the total 2620 proposals made by women, maximum related to agriculture, animal husbandry and capacity building activities. Number of activities were also focused on environmental issues, such as soil erosion, water conservation, fuel, fodder, energy conservation, etc. However, most of the proposals raised by women and incorporated into GPWDPs have been resolved.

SN	Total Proposals	Total Proposals Raised in WAS	Proposals Incorporated in GPWDP	Proposals Completed through			Remaining Proposals to be addressed
				GPWDP	Convergence	other Sources	
1	Agriculture/ Horticulture	729	581	504	16	165	44
2	Animal Husbandry	433	399	389	5	38	1
3	Basic Amenities	47	13	14	21	11	1
4	Energy Conservation	123	116	121	0	2	0
5	Environment	129	121	125	0	2	2
6	Fuel/ Fodder	142	110	83	0	52	7
7	IGA	2	2		0	2	0
8	Livelihood/ Employment	89	37	31	19	25	14
9	Rural Connectivity	167	130	120	41	4	2
10	Sanitation	56	2	2	44	9	1
11	Skill Development/ Capacity Building	242	112	36	6	173	27
12	Social	32	5	2	13	17	0
13	Soil/ Land Erosion	217	206	210	1	4	2

SN	Total Proposals	Total Proposals Raised in WAS	Proposals Incorporated in GPWDP	Proposals Completed through			Remaining Proposals to be addressed
				GPWDP	Convergence	other Sources	
14	Solar	3	3	3			0
15	Water Conservation	209	203	203	3	1	2
Total		2620	2040	1843	169	505	103

(V) Vulnerable Individuals and Groups:

During this financial year (2020-21), total 377 Individual and 21 Group IGAs were supported under the project benefitting 486 vulnerable households. A total of 486 vulnerable beneficiaries were funded with Rs. 1,35,66,310.00 for establishing their IGAs during the year 2020-21. The progress against the Indicators of Vulnerable Groups and Individuals and their livelihood activities directly contributed to the income of these Groups and Individuals. The progress of Vulnerable Group and Individual activities undertaken during this fiscal and their cumulative progress has been described below in detail.

(i) Vulnerable Individuals:

With the view to increasing participation of vulnerable households in the implementation of Project, FNGO conducted meetings of vulnerable households at village level to motivate and mobilize them to take up Income Generating Activities (IGAs) for their social and economic upliftment across all the four Divisions of Garhwal region during the financial year 2020-21.



Subsequent to Social Mobilization of vulnerable households, the FNGO team facilitated the process and identified and prepared proposals for Vulnerable Individuals across all the four divisions against the given target. These Individual beneficiaries are actively participating in other Project management activities. Division-wise details of Vulnerable Individual beneficiaries for the year are given below:

Progress of Vulnerable Individuals Financed in 2020-21

SN	Division	Target of VIs for FY 2020-21	Total VIs funded during FY 2020-21	Target Achieved (%)	Fund Granted (in Rs.)
1	Dehradun, Vikasnagar	140	145	104%	6,05,928
2	Pauri Division	150	141	94%	9,88,168
3	PMU Model MWS, Raipur	10	5	50%	1,77,030
4	Tehri, Thatyur	130	86	66%	15,39,986
Total		430	377	88%	33,11,112

Note :

1. In case of **Pauri Division**, some of the beneficiaries were given a grant of Rs. 40,000/- with a view to promoting improved variety of cattle. Thus, financial target for the years has been achieved but there has been marginal shortfall in achieving physical target.
2. In case of **PMU (MWS), Raipur** funding of VIs has already reached saturation level and there are hardly any eligible households for being funded. Hence, there is a shortfall in achievement of target.
3. In **Tehri Division**, the physical target for selection of vulnerable could not be achieved as the budget under this head had already exhausted.

Achievement: This year the target under the Vulnerable Individuals for all the four Divisions was fixed at 430 for the year. During the financial year 2020-21, despite coronavirus pandemic, the FNGO succeeded in achieving 88% of its target for funding under Vulnerable Grant Fund and a total of 377 Vulnerable Individual Beneficiaries received funding through their respect Gram Panchayats and initiated their IGAs.

(a) Gender-wise Analysis of Vulnerable Individuals:

Promoting women participation in decision making process in Project planning and Implementation is one of the key features of the Project. Participation of vulnerable sections of the society, especially women in all project activities is mandatory. This year, 377 Individual beneficiaries were funded through the project, of which 121 (32%) were female beneficiaries from vulnerable households.

Gender-wise detail of VIs is given in the table below....

Genderwise Status of Vulnerable Individual Beneficiaries (FY 2020-21)

Division	Total VIs	Male		Female	
		No.	%age	No.	%age
PMU, Raipur	5	5	100%	0	0%
Pauri	141	85	60%	56	40%
Tehri	86	67	78%	19	22%
Dehradun	145	99	68%	46	32%
Total	377	256	68%	121	32%

Achievement: The above table shows gender-wise analysis of vulnerable Individual beneficiaries funded during the year for initiating their alternative income generating activities. It is a significant achievement that out of total beneficiaries across all the divisions, 32% poor women were selected for being funded for establishing alternative livelihood for their families. Pauri division topped the list by financing 56 poor women which is 40% of the total 121 vulnerable Individuals funded in the Division. This is a remarkable achievement followed by 32% female beneficiaries in Dehradun Division. Tehri Division, however, reported the lowest number of female beneficiaries with 22%. However, overall funding of 32% women beneficiaries, points towards women empowerment through Gramya-II, whereby women have shown keen interest in initiating their own livelihood activities as individual beneficiaries.

(b) Social Category-wise Analysis of Vulnerable Individual Beneficiaries:

Social Category-wise analysis shows that out of total 377 VIs, respectively 187, 42 and 46 belong to SC, ST and OBC category. Social categorywise details of Vulnerable Individual Beneficiaries is given in the table below:

Social Category-wise Status of Vulnerable Individual Beneficiaries (FY 2020-21)

Division	Total VIs	SC		ST		OBC		GEN	
		No.	%	No.	%	No.	%	No.	%
PMU, Raipur	5	1	20%	0	0%	0	0%	4	80%
Pauri	141	43	30%	0	0%	0	0%	98	70%
Tehri	86	40	47%	0	0%	46	53%	0	0%
Dehradun	145	103	71%	42	29%	0	0%	0	0%
Total	377	187	50%	42	11%	46	12%	102	27%

Achievement: The above table shows Social-category analysis of vulnerable Individual beneficiaries funded during the year for initiating their alternative income generating

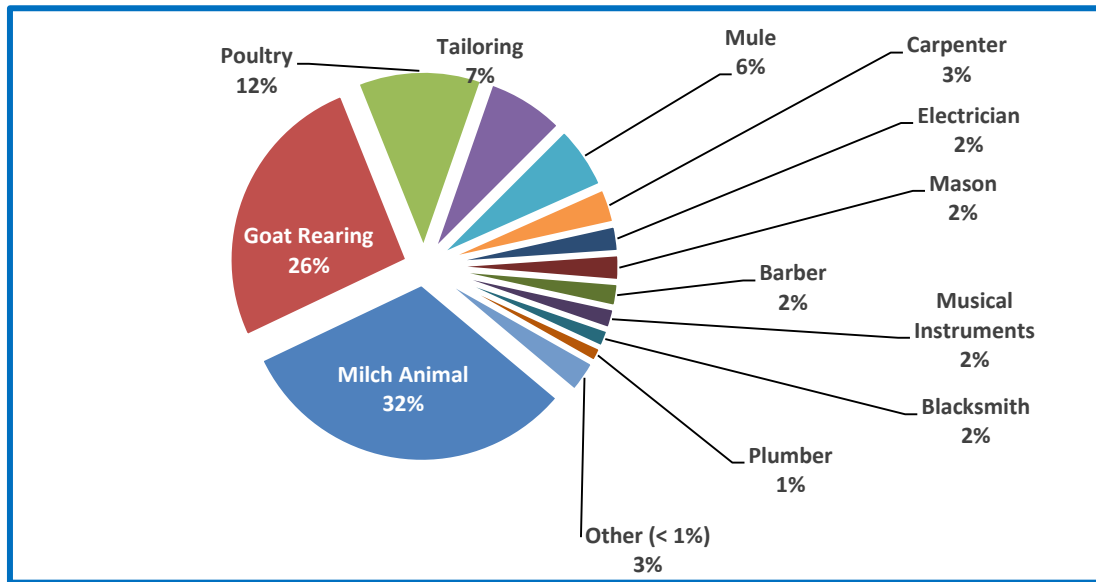
activities. It can be seen that across all the divisions 73% beneficiaries belong to SC, ST and OBC category. Dehradun Division tops the list with 103 poor SC and 42 ST, out of total 377 vulnerable Individuals, which is 50% of the total beneficiaries and this is a remarkable achievement followed by 23% poor VIs in Tehri Division. Overall funding to 73% poor and backward beneficiaries shows that the progress is in right direction.

(c) Sectoral Analysis of Vulnerable Individuals:

Going by sectoral progress of Vulnerable Individuals, 69% have opted for livestock activities, such as, Milch Animal, Goat Rearing, Poultry and Mule, for their alternative livelihood. These being the traditional livelihood activities, the people appear to show interest them. The modern technical professions are in the lower strata of IGA sectors. However, other traditional professions, such as Carpentry, blacksmithy, tailoring, barber, masonry, etc. also have a good percentage of people showing their interest in these skill based activities. Sector-wise analysis of Vulnerable Individual activities is given in the Table below:

Sector-wise Break-up of Vulnerable Individuals (FY 2020-21)

Activities	No. of Beneficiaries	Percentage (%)
Milch Animal	120	31.8%
Goat Rearing	98	26.0%
Poultry	43	11.4%
Mule	22	5.8%
Tailoring	27	7.2%
Carpentry	12	3.2%
Electrician	9	2.4%
Masonry	9	2.4%
Barber	8	2.1%
Musical Instruments	7	1.9%
Blacksmithy	6	1.6%
Plumbing	5	1.3%
General Store	2	0.5%
Saloon	1	0.3%
Cosmetic shop	1	0.3%
Flour Mill	1	0.3%
Mushroom cultivation	1	0.3%
Shoe Shop	1	0.3%
Cobbler	1	0.3%
Welding Work (Technical)	1	0.3%
Knitting	1	0.3%
Computer	1	0.3%
Grand Total	377	



(ii) Vulnerable Groups

Progress:

Just as in case of Vulnerable Individuals, FNGO field team also mobilized vulnerable households in the project villages to take up group activities for their livelihood. Project had set the target for funding of 60 Vulnerable Groups (VGs) across all the four Divisions.



FNGO teams discussed IGA options with vulnerable households in the project area. It was found that it is a bit difficult to identify likeminded people to form groups of vulnerable households to take up income generating activities collectively. However, the FNGO team made its best efforts in this direction motivating and mobilizing the eligible households to come together to establish collective business ventures. The success was achieved with the formation of only 21 vulnerable groups against the annual target of 60, which falls much below the target. The details of vulnerable groups who received funds under Vulnerable Grant Fund are given below:

Status of Fund Released to Vulnerable Groups for the Year 2020-21

SN	Division	Target of VGs for FY 2020-21	Total VGs Funded during FY 2020-21	Target Achieved	Fund Granted (in Rs.)
1	PMU Model MWS, Raipur	0	-	-	-
2	Pauri Division	20	12	60%	8,00,000
3	Tehri, Thatyur	10	5	50%	4,40,000
4	Dehradun, Vikasnagar	30	4	13%	4,00,000
Total		60	21	35%	16,40,000

Note :

1. In Dehradun Division, Vikasnagar the target for formation of groups could not be achieved as most of the beneficiaries do not have PAN cards which is essential for opening of bank accounts. Moreover, in case of 5 approved proposals only 4 could be funded as the financial budget had already exhausted.
2. The main reason for non-achievement of target in case Vulnerable Groups in all the Divisions had been the reluctance of people to work in Groups. People prefer to work individually.

Achievements: The above table shows the progress and achievement against the funding of Vulnerable Groups during the year 2020-21. The achievement against this component of the project is not very encouraging and shows only 26% achievement of target for the year. It was observed that people generally do not show much interest in collective working and prefer working individually. However, a few HHs who volunteered to work collectively were formed into groups.

(a) Gender-wise Analysis:

As enumerated earlier, the activities being implemented by Gramya-II show the empowerment of women with more and more women coming forward to take up income generating activities either individually or collectively. As in the case of Vulnerable Individuals, women in Vulnerable Group activities have also shown remarkable turnout with 61 women (56%) participating in collective income generating activities out of total 109 vulnerable group beneficiaries across four project divisions. Division-wise, Pauri has topped the list of women participants in Vulnerable Group with 71% women members, followed by 62% in Tehri. The higher incidence of men migration in Pauri District could be one valid

reasons in case of women taking the lead in income generating activities. In Dehradun Division, agriculture had been the major source of household income, but the scenario seems to have changed in the recent past with several families migrating to the plains in search of jobs and education for their children, thus weakening of interest in agriculture activities. Thus, several women seem to have come forward to take up alternative livelihood for generating cash income for their households. Catering and tent house are the major focus activities in case of group ventures providing good source of collective livelihood to vulnerable women. This has also helped the women to overcome their hesitation in taking up alternative income generating activities. Details of gender-wise analysis across four Divisions of the Project are given in the table below:

Gender status of Vulnerable Groups (FY 2020-21)

Division	Total VGs	Male		Female	
		No.	%age	No.	%age
Dehradun	20	20	100%	0	0%
Pauri	63	18	29%	45	71%
Tehri	26	10	38%	16	62%
Total	109	48	44%	61	56%

(b) Social Category-wise Analysis of Vulnerable Individuals:

Analysing Social Category-wise, it can be seen that out of total 109 vulnerable individual beneficiaries, respectively, 39, 7 and 19 belong to SC, ST and OBC category. Social categorywise details of VIs is given in the table below:

Social Category-wise Breakup of Vulnerable Groups (FY 2020-21)

Division	Total VGs	SC		ST		OBC		GEN	
		No.	%	No.	%	No.	%	No.	%
Dehradun	20	13	65%	7	35%	0	0%	0	0%
Pauri	63	19	30%	0	0%	0	0%	44	70%
Tehri	26	7	27%	0	0%	19	73%	0	0%
Total	109	39	36%	7	6%	19	17%	44	40%

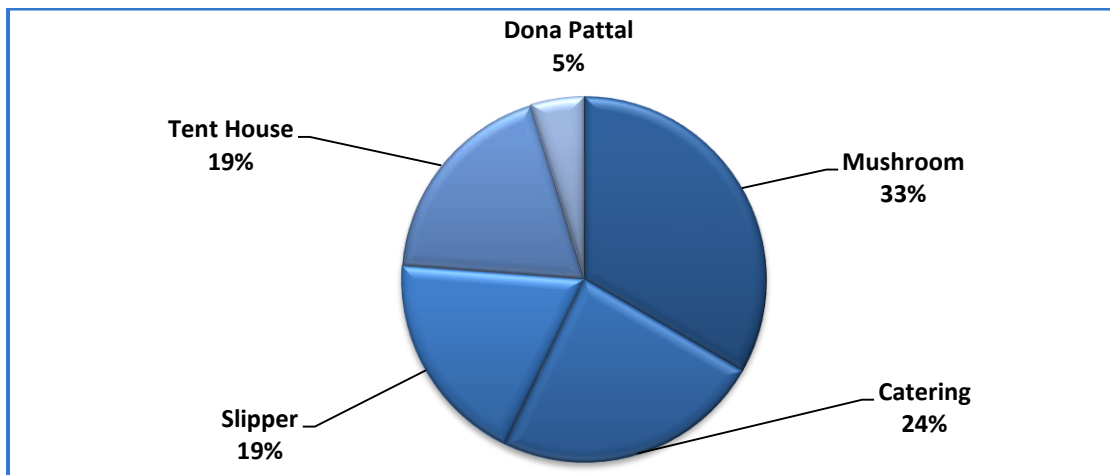
The above table shows Social-categorywise breakup of vulnerable Group beneficiaries funded during the year for initiating their alternative income generating activity. It is a significant achievement that out of total 109 beneficiaries across all the divisions, 60% belong to SC, ST and OBC category selected for being funded for establishing alternative livelihood for their families.

(c) Sectoral Analysis of Vulnerable Groups & their Participation in the Project:

In case of activities initiated with project support from venerable grant fund by Vulnerable Groups in the project area, Mushroom Cultivation and Catering remains the major activity of choice by most of the groups with 33% and 24%, respectively opting for these activities. This is due to the absence of such facilities in the villages and its demand potential during marriage season. This is followed by another preferred option of Slipper making, Tent House and *Dona Pattal*, which again has a potential during marriage season, with respectively 19%, 19% and 5%, groups opting for the same. The details of sector-wise analysis of group activities for the year (2020-21) have been given in table below:

Activity	No.	%age
Mushroom Cultivation	7	33%
Catering	5	24%
Slipper	4	19%
Tent House	4	19%
Dona Pattal	1	5%
Grand Total	21	

Detailed List of Vulnerable Individuals and Groups is given at Annexure 1A & 1B.

**(iii) Cumulative Progress of Vulnerable Individuals and Groups:****(a) Socio-economic Profile of Households:**

During last four years (from April 2015 to March 2021), Vulnerable Groups/Individuals have become a big economic force in the Project villages across the four project Divisions. According to the baseline information of PRA during planning phase and GPWDP of 203 GPs of four Divisions, there are 18403 households. To assess the socio-economic status of these households, wealth ranking was done by the community members during PRA who

categorized these households into three Income Groups, i.e. Higher Income Group (HIG), Middle Income Group (MIG) and Lower Income Group (LIG). The criteria for determination of the Income Groups was decided by the community and was village and locality specific.

As a result of Wealth Ranking in all the RVs (Revenue Villages) of 203 Gram Panchayats (GPs), 8056 households were found to be in Lower Income Group across all four Divisions, i.e., 2075 Pauri (40.17%), 3085 Tehri (43.68%), 2643 Dehradun (48.22%) and 253 PMU, Raipur (36.40%). In Dehradun Division, majority of households were living under poverty conditions whereas this figure was the lowest in case of PMU, Raipur.

Similarly, in case of Higher Income Group, PMU, Raipur at 24.46% households has the largest percentage of this category, with Tehri being the lowest with 17.83%. Whereas, Pauri and Dehradun Divisions have 19.50% and 19.52% Higher Income Group households, respectively. The Middle Income Group stood at 37.17% in all the four divisions put together with 6841 households in this category. Details of three economic categories of households across the four Divisions are given in the table below:

Economic Profile of Households

Division	Total HHs	Higher Income Group	%age of Group	Middle Income Group	%age of Group	Lower Income Group	%age of Group
Pauri	5165	1007	19.50%	2083	40.33%	2075	40.17%
Tehri	7062	1259	17.83%	2718	38.49%	3085	43.68%
Dehradun	5481	1070	19.52%	1768	32.26%	2643	48.22%
PMU, Raipur	695	170	24.46%	272	39.14%	253	36.40%
Total	18403	3506	19.05%	6841	37.17%	8056	43.78%

(b) Details of Grant to Divorcee, Widows and Divyang Beneficiaries

While selection of vulnerable beneficiaries of the project, due care is taken to see that widows, divorcee women and divyang also have their due share and equally reap the benefits from project activities. As is clear from the table below, total 292 beneficiaries from divorcee women, widows and divyang jan category have received grant under the project as individual or member beneficiaries of the groups.

Division	Divorcee	Divyang	Widow	Total
Dehradun	3	31	22	56
Pauri	0	57	22	79
PMU (MWS)	0	25	5	30
Tehri	3	99	25	127
Total	6	212	74	292

(c) Overall Progress of Vulnerable Groups/Individuals:

Main focus of the Project is on socio-economic upliftment of 8056 households which were identified in the Lower Income Group (LIG) under the Project through PRA across four Divisions during planning phase. Hence the, FNGO focused its attention on involving these households in Income Generating Activities which are economically viable and locally feasible and also beneficial for their families. A total of 2,676 Individual IGAs and 272 Group IGAs have been supported under the Project benefitting 4,229 households. A total grant of Rs. 10,15,76,390.00 has been distributed to vulnerable households till 31st March 2021.

In case of Vulnerable Individuals, Rs. 7,75,14,490.00 has been invested on 2,676 members by the end of March 2021, across all the Divisions. The average amount invested on each Individual beneficiary comes to Rs. 28,967.00. Some individual beneficiaries have been funded recently and their IGAs have not yet started generating income.

Similarly, 272 Group IGAs were funded from the Project to the tune of Rs 2,40,61,900.00 till March 2021 benefitting overall 1553 members. As in the case of vulnerable individuals, some vulnerable groups have also received fund and have not initiated their IGA. An average fund disbursement to Vulnerable Group and Individual households during the project period is given in the table below:

Vulnerable Individuals — Status of Fund Released up to March 2021

Division	Total no of HHs Benefitted	Total Funds Released (in Rs.)	Per Head Fund disbursement (Rs)
Dehradun	980	2,92,17,000	29,813
Pauri	679	2,03,83,800	30,020
PMU, Raipur	151	45,30,000	30,000
Tehri	866	2,33,83,690	27,002
Total	2,676	7,75,14,490	28,967

Vulnerable Groups — Status of Fund Released up to March 2021

Division	No. of Groups Benefitted	Total no of HHs benefitted	Total Funds released (in Rs.)	Per Head Fund Disbursement (Rs.)
Dehradun	129	666	1,28,20,000	19,249
Pauri	43	252	25,95,900	10,301
PMU, Raipur	14	70	14,00,000	20,000
Tehri	86	565	72,46,000	12,825
Total	272	1,553	2,40,61,900	15,494

Income Earned by Vulnerable Individual Beneficiaries

Individuals: There are total 2676 VIs in all the four Divisions, of which 2429 are engaged in IGA activities while remaining 247 of are new and have not yet initiated their income generating activity after receiving grant from the project as per the details given below:

Row Labels	Total VIs	Not yet Initiated IGA	VIs Initiated their IGA
Dehradun	980	75	905
Pauri	679	95	584
PMU (MWS)	151	0	151
Tehri	866	77	789
Total	2,676	247	2,429

Going Income-wise, in FY 2020-21, the total income earned by VIs was Rs. 4,58,68,207/- with a net profit of Rs. 1,91,98,602/- after deducting all the expenses like raw material cost, cash withdrawn for household needs, wages paid to employee, etc. Division-wise details of income and expenses is given below....

Division	No. of VIs	Income Earned	Raw Material Cost	Cash Withdrawn for HH needs	Wages Paid	Other Costs	Net Profit
Dehradun	905	1,81,71,047	7,68,905	74,10,240	1,61,600	1,88,060	96,42,242
Pauri	584	84,29,021	12,10,625	26,93,726	1,71,900	2,58,246	40,94,524
PMU (MWS)	151	28,20,397	6,000	5,28,617	13,000	40,500	22,32,280
Tehri	789	1,64,47,742	28,24,865	96,11,866	3,77,770	4,03,685	32,29,556
Total	2,429	4,58,68,207	48,10,395	2,02,44,449	7,24,270	8,90,491	1,91,98,602

Activity-wise analysis of Income of Vulnerable Individuals (FY2020-21)

The data for vulnerable individual beneficiaries was also analysed to see the income generation in different activities. As it can be seen from table given below that total 2429 VIs generated an overall Average Annual Income of Rs. 29,038/- and Average Annual Saving of Rs. 12,154/- which is quite encouraging and provides a great relief during pandemic period.

Activity-wise detail of income earned by Vulnerable Individuals (FY2020-21)

Row Labels	Total VIs	Month Operational	Income Earned	Expenses	Net Saving	Avg. Annual Income #	Avg. Annual Saving *	Live-stock
Handicraft	1	10	1,42,400	68,300	74,100	1,70,880	88,920	
New Tech. Enterprises	61	534	23,73,241	15,06,655	8,66,586	53,331	19,474	
Food Stall	2	10	43,000	35,600	7,400	51,600	8,880	
Shop	21	190	7,81,307	5,88,882	1,92,425	49,346	12,153	
Traditional	391	3,598	1,34,72,343	86,24,335	48,48,008	44,933	16,169	25

Row Labels	Total VIs	Month Operational	Income Earned	Expenses	Net Saving	Avg. Annual Income #	Avg. Annual Saving *	Live-stock
Service	72	670	22,24,029	12,36,972	9,87,057	39,833	17,679	
Tailoring/ Knitting	184	1,794	40,95,337	23,26,974	17,68,363	27,394	11,829	
Livestock Activities	1,692	12,117	2,27,08,150	1,22,61,637	1,04,46,513	22,489	10,346	7252
Farmbased Activities	5	32	28,400	20,250	8,150	10,650	3,056	
Grand Total	2,429	18,955	4,58,68,207	2,66,69,605	1,91,98,602	29,038	12,154	7,277

Average Annual Income = (Income Earned / Month Operational) x 12 months

*Average Annual Savings = (Net Saving / Month Operational) x 12 months

As seen from the above table, Handicraft is top on the list with Average Annual Income of Rs. 1,70,880/- followed by New Technical Enterprises, Food Stall, Shop, Traditional activities, etc. However, the livestock activity is also being considered as a good income activity as 7,277 livestock are yet to be sold.

The average annual income of Rs. 29,038.00 of the vulnerable beneficiaries satisfies the condition as given in para 37 (c) of Project Appraisal Document, which provides for annual average income of Rs. 15,880.00 per beneficiary.

Income Earned by Vulnerable Groups

There are total 272 VGs in all the four Division and 260 are engaged in IGA activities while remaining 12 are new and have not yet initiated their income generating activity after receiving grant from the project, as per the details given in the table below:

Row Labels	Total VGs	Not yet Initiated IGA	VGs Initiated their IGA
Dehradun	129	2	127
Pauri	43	6	37
PMU (MWS)	14	0	14
Tehri	86	4	82
Total	272	12	260

Similarly, in case of VGs, in FY 2020-21, the total income earned was Rs. 39,98,387/- with a net profit of Rs. 21,76,538/- after deducting all the expenses towards raw material cost, cash withdrawn for household needs, wages paid to employee, etc. Division-wise details of income and all the expenses is given below....

Division	No. of VGs	Income Earned	Raw Material Cost	Cash Withdrawn for HH needs	Wages Paid	Other Costs	Net Profit
Dehradun	127	11,92,700	40,200	2,73,500	5,000	12,900	8,61,100
Pauri	37	7,36,932	89,100	1,05,800	0	1,500	5,40,532

Division	No. of VGs	Income Earned	Raw Material Cost	Cash Withdrawn for HH needs	Wages Paid	Other Costs	Net Profit
PMU (MWS)	14	4,41,325	0	51,300	0	39,650	3,50,375
Tehri	82	16,27,430	1,00,450	9,85,049	84,300	33,100	4,24,531
Total	260	39,98,387	2,29,750	14,15,649	89,300	87,150	21,76,538

Activity-wise analysis of Income of Vulnerable Groups (FY2020-21)

The data for vulnerable individual beneficiaries was also analysed to see income generation by different activities. As it can be seen from table given below that total 251 VGs generated an overall Average Annual Income of Rs. 45,700/- and Average Annual Saving of Rs. 24,794/- which is quite encouraging and provide a great relief in a period where whole world is suffering from Pandemic Covid-19.

Activity-wise detail of income earned by Vulnerable Groups (FY2020-21)

Row Labels	Total VGs	Month Operational	Income Earned	Expenses	Net Saving	Avg. Annual Income #	Avg. Annual Saving *	Live-stock
Food Processing	1	5	6,200	500	5,700	14,880	13,680	
Handicraft	4	28	37,250	13,950	23,300	15,964	9,986	
Farm-based Activities	11	124	2,25,675	62,450	1,63,225	21,840	15,796	
Service	212	714	26,67,455	15,04,299	11,63,156	44,831	19,549	
Livestock based Activities	21	142	8,39,117	1,61,250	6,77,867	70,911	57,285	440
Tailoring/ Knitting	2	20	1,58,300	57,200	1,01,100	94,980	60,660	
Grand Total	251	1,033	39,33,997	17,99,649	21,34,348	45,700	24,794	440

Average Annual Income = (Income Earned / Month Operational) x 12 months

*Average Annual Savings = (Net Saving / Month Operational) x 12 months

As seen from above table Tailoring/ Knitting is top on the list with Average Annual Income of Rs. 94,980/- followed by Livestock, Service, Farming, Handicraft and Food Processing. In addition, 440 livestock are yet to be sold.

(VI) User Groups:

The project has a mechanism of maintaining the assets, mainly water structures, created under the project, through a group of people enjoying the benefits of such assets. These groups are called User Groups, who collectively avail the benefits of these assets and contribute financially to the corpus of their group towards user charges for maintenance of their assets for its longevity and sustainability.



With a view to promoting the concept for maintenance and upkeep of assets created by the project in the villages, 56 User groups were formed during the financial year ending 31st March 2021 in addition to 519 groups formed till the previous year across all the four divisions. Apart from this, the Field team facilitated the process for opening of Bank Accounts of these User Groups and depositing their contribution in the same.

Formation of User Groups:

In addition to those previously functional 519 User Groups across the four Divisions, 56 new User Groups have been formed during the year 2020-21 for maintenance and proper use of assets created during the financial year ending 31st March 2021. Thus, the total number of User Groups formed under the project in four divisions of Garhwal Region has reached 575 with 4033 members. Cumulative progress for formation of User Groups is given in the table below:

Division	Unit	User Groups Formed Till Mar. 2020	User Groups Formed (FY 2020-21)	Cumulative Progress as on March 2021	Total Members
PMU, Raipur	Thano	14	0	14	104
Total	1 Unit	14	0	14	104
Pauri	Kandalinadi	22	0	22	150
	Patisain	27	1	28	284
	Santoligad	17	1	18	158
Total	3 Units	66	2	68	592
Tehri, Thatyur	Kempty	23	5	28	279
	Nainbag	34	7	41	440
	Thatyur	82	3	85	683
Total	3 Units	139	15	154	1402

Division	Unit	User Groups Formed Till Mar. 2020	User Groups Formed (FY 2020-21)	Cumulative Progress as on March 2021	Total Members
Dehradun, Vikasnagar	Chakrata	90	7	97	525
	Kwansi	155	29	184	935
	Sahiya	55	3	58	475
Total	3 Units	300	39	339	1935
Grand Total	10 Units	519	56	575	4033

Water Structures

As can be seen from the table below, 486 assets and 227.3 Kms. of irrigation gools and pipelines were provided under project. Among all four divisions, Dehradun Division created 247 assets and 146.05 Kms of irrigation gools and pipelines followed by Tehri, Pauri and PMU (MWS).

Status of Water Structures Created Under the Project

Structures/ Systems	Dehradun	Pauri	PMU(MWS)	Tehri	Total
Pipe Line (in Kms)	130.925	15.65	15.88	32.36	194.815
Irrigation Gool (in Kms)	15.13	5.039	0	12.317	32.486
Total (in Kms)	146.055	20.689	15.88	44.677	227.301
Electric Pump (Nos.)	0	2	0	0	2
Geo Tank (Nos.)	0	15	2	3	20
Irrigation Tank (Nos.)	230	50	10	112	402
LDPE Tank (Nos.)	0	18	0	1	19
Solar Pump (Nos.)	1	4	1	6	12
Village pond (Nos.)	16	7	1	7	31
Total (Nos.)	247	96	14	129	486

Status for Opening of Bank Accounts:

As stated earlier, the User Groups formed for use and maintenance of community assets are motivated by the FNGO field staff for making their contribution into their groups' corpus fund and ensure that the same is deposited into the bank accounts opened for the purpose. To ensure this, 58 new accounts were opened during this financial year and now total 538 bank accounts have been opened with regard to the User Groups formed till 31st March 2021. The Unit-wise details of bank accounts opened and the contributions made therein, are given in the table below.

Division	Unit	Status upto March 2021		
		No. of UGs Opened Bank Account	No. of UGs Depositing Amount	Amount Deposited in Account (in Rs.)
PMU, Raipur	Thano	14	14	1,77,030
Total	1 Unit	14	14	1,77,030

Division	Unit	Status upto March 2021		
		No. of UGs Opened Bank Account	No. of UGs Depositing Amount	Amount Deposited in Account (in Rs.)
Pauri	Kandalinadi	20	20	1,89,211
	Patisain	26	26	5,42,715
	Santoligad	13	13	2,56,242
Total	3 Units	59	59	9,88,168
Tehri, Thatyur	Kempty	25	25	3,52,050
	Nainbag	33	33	6,74,340
	Thatyur	71	71	5,13,596
Total	3 Units	129	129	15,39,986
Dehradun, Vikasnagar	Chakrata	97	97	89,000
	Kwansi	184	184	1,86,600
	Sahiya	58	58	3,30,328
Total	3 Units	339	339	6,05,928
Grand Total	10 Units	538	538	33,11,112

A total of Rs. 25,63,777/- was contributed user groups members upto 31st March 2020 and Rs. 7,47,335/- was contributed during FY 2020-21 so overall Rs. 33,11,112/- have been deposited into User Group accounts till financial year ending 31st March 2021 with Tehri Division topping the list with Rs. 15,39,986.00, as per the details given in the table above.

VII) Social Audit - Participatory Monitoring & Evaluation

Uttarakhand Decentralized Watershed Development Project, Phase-2 being a community demand driven Project is implemented by Gram Panchayats, with due involvement of local communities in planning and implementation of the Project. The FNGO supports in preparation of Gram Panchayat Watershed Development Plan (GPWDP) through bottom up approach of planning and with active participation of stakeholders in their respective GPWDP planning and implementation. The Project is administered and implemented by the Gram Panchayats. Therefore, it becomes mandatory to involve wider range of stakeholders at micro level for Monitoring and Evaluation of project through a more participatory approach.

PME is an effective tool in assesment of change brought about by implementation of Project activities and is intended at involving village community in this process. Conventionally, this process was usually done by external experts in the project against set indicators. But in adoption of a complete participatory approach, this process has been introduced for complete community involvement for tracking, monitoring and evaluating the project activities. Participatory Monitoring & Evaluation (PME) is the process of social audit, which involves project beneficiaries and other stakeholders in monitoring and evaluation of

the project. The process is aimed at assessing that the planned interventions have been executed in line with the intended objectives.



Performance Review of PME Teams:

With the formation of new Gram Panchayats and CBOs (WVMCs and RVCs), steps were also taken for the formation of new PME teams in the project Gram Panchayats. As can be seen from the table below, 100% PME teams have been formed in PMU Raipur covering all the seven Gram Panchayats, followed by Dehradun (96%), Thatyur 95% and Dehradun Division, Vikasnagar (95%). Overall, PME teams have been formed for Round-6 in 96% of the Gram Panchayats across the four divisions.

Status for formation of PME Team as on 31st March 2021

S.N.	Division	Name of Unit	No of GPs	Target of PME Teams	Cumulative progress till 31 st March 2021	
					No.	%age
1.	Pauri	Patisain	21	21	19	90%
2.		Kandali Nadi	16	16	16	100%
3.		Saintoligad	25	25	24	96%
Total			62	62	59	95%

S.N.	Division	Name of Unit	No of GPs	Target of PME Teams	Cumulative progress till 31 st March 2021	
					No.	%age
1.	Tehri	Nainbag	29	29	27	96%
2.		Kempty	19	19	18	95%
3.		Thatyur	30	30	29	97%
Total			78	78	74	95%
1	PMU (MWS)	PMU, Raipur	07	07	07	100%
Total			07	07	07	100%
1.	Dehradun	Kwansi	18	18	18	100%
2.		Chakrata	18	18	17	94%
3.		Sahiya	20	20	19	95%
Total			56	56	54	96%
G. Total			203	203	194	96%

PME Methodology:

Before initiation of PME process in each GP, Gram Pradhans presented the records of GPs in front of Gram Sabha for their inspection. The Account Assistants of each Gram Panchayat presented the progress of works undertaken against the AWP's after previous Round of the PME with Audit report for the concerned financial year. Thereafter, the records regarding Project GPs were presented by Account Assistants who explained the importance of each document of Gram Panchayat being maintained by them. Formats R-1 and R-2 were shown by the Accounts Assistant and their utility was explained. R-1 is a broad report of the activity-wise monthly abstract of expenditure based on Integrated Activity Register, whereas R-2 is a monthly Beneficiary Contribution Statement. It is based on Beneficiary Contribution Register of the Gram Panchayat. Project Cash Book, Bank Pass Books, Sanction Registers, etc. were displayed of community consideration.

Progress of PME:

During FY 2020-21 PME Round-6, 203 PMEs meeting were to be conducted in the Project villages. However, against the said figure only 194 meetings could be held. The date and time for conducting PME meetings was fixed in coordination with the Gram Pradhan and prior intimation for the same was well conveyed to all the PME team members and the community at large. PME meetings were conducted in 194 GPs across four Divisions of Garhwal region like Pauri, Tehri, Dehradun and PMU, MMWS, Raipur. Disputes in several GPs of Dehradun and Tehri Divisions were settled by village community, MDT and FNGO teams. Obstacles and hurdles created amongst village communities in implementation of project activities were removed by devoting extra time. However, PME could not be conducted in three GPs, namely Samog, Unit Chakrata of Dehradun Division; Maugi Gram

Panchayat of Nainbag Unit, Tehri Division and GP Gwad Malla, Unit Santoligad, Pauri Division on account of some dispute among villagers. Details of conduction of Round-6 of PME are given in the Table below:

Division	Total GPs	PME Round-6	
		No.	%age
PMU (MWS), Raipur	7	7	100%
Pauri	62	59	95%
Tehri	78	75	96%
Dehradun	56	53	95%
Grand Total	203	194	96%

As it can be seen from table above, in 9 GPs PMEs were not conducted due to some specific reasons which are given below:

Division	Name of GP	Reason for not conducting PME Round-6
Pauri	Bamoli and Chhama Bada	Gram Pradhans have not been elected
	Malkot	Dispute among villagers
Tehri	Khaas Kudaun	No Ward Members
	Mouji	Dispute in village which has been sorted out and work started from March 2021
	Kandajakh	Gram Pradhan Seat is reserved for SC Category and no SC in Village is available. Therefore Gram Pradhan seat is vacant.
Dehradun	Samog, Kandichamagatha and Kalsi	Dispute among villagers

Sharing PME Outcomes:

Village community controlled the process for conduction of PME at GP level and result of the PME activities of entire GPs was discussed with the concerned authorities by FNGO team. Apart from this, the teams were engaged in identification of corrective measures for different activities which were implemented by the GPs till the date of PME. It was also observed that the PME teams were active in entire project GPs and focused on quality of works done under their AWP. After preparing the PME reports, the teams jointly agreed to share the results of PME with their respective DPDs for taking necessary action wherever required. Due to Covid-19 Pandemic situation, detailed report of PME Round-6 is delayed and will be submitted to the Department in coming months.

4.

FNGO Assistance in Other Activities

Trainings:

- ❖ **Bamboo craft:** Training on bamboo craft was imparted to vulnerable households in villages Kimola and Kulasum in Pauri Division. Participants of the training learned to make various bamboo items, such as, flower pots, caps, brooms, baskets, pen stands and tea trays from trainer Mr. Prem Lal. The two-day training was quite useful for the participants from income generating activity point of view. Apart from the bamboo craft training, Facilitator and project ACF also visited Kulasu and showed bamboo grove to the beneficiaries and demonstrated them the right process of cutting them for their use.
- ❖ **Food Processing Training:** During this month, trainings on juice and pickle making was imparted to villagers in Unit Santoligad by Pauri Division. Participants of the trainings learned to make juice of Bel fruit and mushroom pickle. Mr. Abhishek and Mr. Manish were the trainers. These two-day trainings were quite useful for the participants from income generating activity point of view.
- ❖ **Feedback of Participants:** Participants told that Bel fruit is available in surrounding jungles of Patisain unit. The fruit is known as Aegle marmelos in English and in Hindi it is commonly known as Bel fruit. The Bel fruit and juice is good for health and is used for relieving constipation, diarrhoea, indigestion and ulcer etc.



- ❖ **Poultry Training:** On 30th September 2020, one-day training programme on Kadak Nath species of poultry chicks was imparted to the beneficiaries of vulnerable households in the project villages of Pauri Division. Training was given by the Dr. Devaki of Department of Animal Husbandry. Dr. Devaki told the vulnerable household beneficiaries that the Kadak Nath species of poultry chicks can double the income of poor villagers. This one-day training was quite useful for the participants as they learned about rearing of a new species of poultry chicks.

Participants gave a positive feedback about the training and informed that they have learned about rearing of Kadak Nath, which is anew activity for this area and is gradually gaining popularity among non-vegetarians despite its high price.

- ❖ **Mushroom cultivation:** Green Pahari Foods Organisation imparted two days training on mushroom cultivation to the villagers in Pauri Division. Five vulnerable beneficiaries each from 6 villages, namely, Dweela Talla, Dalibau, Melgaon, Veena Malli, Odgaon and Gorly participated in the training. Since the mushroom training has been completed, the FNGO field team will prepare a proposal for these beneficiaries to work collectively for mushroom cultivation.

During the month of February 2021, FNGO teams of the Division provided support in organizing trainings on mushroom production, ginger candy and mix pickle making in villages Bhaidgaon, Borgaon, Sanglakoti, Koyalgaon, Ghandiyal, Saknoli, Melgaon, Masmoli, Mewa, Bhaduli, Naukholi, Devradi, Bagdigaad, Sileth, Matgal, Veenadhar and Ashlot Talla.



- ❖ **Assessment of Status of Poly-house Beneficiary:** A beneficiary of village Janitoli Malli, of Pauri Division, Mr. Mahipal Singh had installed a poly-house with project assistance in the year 2016. Beneficiary is cultivating high value crops in the poly-house. During this month, the beneficiary sold vegetables cultivated in his poly-house. The vegetables which were sold for Rs. 3,000.00, included cabbage 20 kg, capsicum 20 kg and cucumber 25 kg. Apart from this, the beneficiary has sold vermi compost and earned Rs. 25,500.00 from the same.
- ❖ **Mass Artificial Insemination:** Pauri Division Is continuously implementing animal breed improvement programme through Mass Artificial Insemination in the project villages. Till date, 1335 local cows have been covered under the programme, against the target of 2000 cows. During this month, 26 cows have delivered calves, out of which 23 are the female calves and 3 are male.

Migrants:

Pauri Division

- ❖ **Migrant Survey:** A number of people returned to their villages in blocks Pokhada and Ekeshwar of Pauri District during coronavirus lockdown. FNGO conducted survey to collect information related to these migrants with the support of Village Motivators. Main objective of the survey was to find out the possibilities of self-employment for these migrants.
- ❖ **Livelihood Activities for Migrants:** Migrants who intend to stay back in their villages have given preference to involve themselves in a variety of activities, such as, agriculture, cultivation of off season vegetables through poly-house, rearing of dairy cattle, Goatry, poultry, barber salon and mushroom cultivation, etc. FNGO has taken proposals from the migrants regarding the activity of their choice.
- ❖ **Meetings conducted with Migrants:** Further, a meeting was conducted by the Deputy Project Director (DPD) and FNGO Coordinator in village Dalibau with migrants and villagers to assess their demand for livelihood activity. Villagers demanded water lifting scheme, conversion of barren land into agriculture land, installation of poly houses and construction of compost pits on their lands. Women made proposals relating to drinking water and agriculture seeds.



- ❖ **Glimpse of Results:** Migrants in villages Ghandoli and Bhenti cultivated green chillies, soya beans, French beans, radish, capsicum, brinjal and okra, etc. The DPD and FNGO Coordinator also visited village Sanglakoti and observed the progress of dairy farming being run by Mahila Uthan vulnerable group. DPD provided valuable tips to the women engaged in dairy farming as regards cleanliness and hygiene of their cattle, cattle feeds, medicines etc. and also suggested that all the beneficiaries of group, provide their cow milk to the milk dairy.

PMU (MWS)

FNGO field personnel surveyed the migrants in the project area and found that 46 migrants have returned to their villages in the Division from Chandigarh, Punjab, Delhi and Maharashtra. The Team assessed the demands of migrants and it was noted that they wanted financial and technical assistance from the project on mushroom cultivation, Goatry, poultry and vegetable cultivation. Three migrants have been identified for Goatry and they have agreed to contribute 30% of the total cost of their IGA. It was decided that fund to these beneficiaries will be provided from pilot project.

Tehri Division

In the village level meetings in Parodi, Munglodi, Moldhar, Bangshil, Agyarna, Kheda Malla and Talla, Kafulta, Lalotana etc., migrants raised the issue to consider them as beneficiaries under Vulnerable Grant Fund (VGF) during discussions about the income generating activities for village poor. The criteria for selection of beneficiary households under Voluntary Grant Fund was explained to the migrants in detailed. Thereafter, the Facilitators also provided information about the government schemes which are available for migrant households through livestock department, poultry and skills development. Apart from this, the bank also provided loan for these schemes.

Harela:

- ❖ **Pauri Division:** Harela was celebrated in villages Kathuli and Amotha Gunth by planting of various tree saplings by project team and the villagers. Thereafter, a meeting was conducted in the Growth Centre at Simar Khal where progress of project village activities was reviewed by DPD along with project teams.
- ❖ **PMU (MWS):** During the month of July 2020, FNGO field teams created awareness for planting various horticulture trees under Harela. Villagers of Tangoligarh, Dharkot, Baderna Manjhla, Sangaon West and Sangaon East planted 250 fruit trees of jackfruit, lemon, and gooseberry.



- ❖ **Dehradun Division:** During this month, field teams of FNGO, Dehradun Division motivated and mobilized the local community for plantation of different kinds of fruit saplings in villages Punah-Pokhari, Bijnu, Manawa, Kandoi-Baundur and Chhultad of Kwansi unit and villages Kalsi, Vyas Naahri, Haripur and Vyasbhad of Sahiya Unit. During the occasion of Harela, villagers planted lemon saplings in each village of Sahiya and Kwansi units.



Animal Health Camp:

Animal health camp was organized by Livestock Department at Thano on 24th August 2020. The FNGO field team and Motivators motivated the villagers to attend the animal health camp. A qualified Veterinary Doctor checked the cattle of villagers and provided various necessary inputs to livestock keepers. During the camp, doctor distributed medicines related to animal diseases to villagers.



Inauguration of Growth Centre:

On 14th July 2020, **Hon'ble Chief Minister of Uttarakhand, Shri Trivendra Singh Rawat inaugurated the Growth Centre at Khyarsi village.** During the inauguration ceremony, distinguished ministers, MLAs, District Magistrate, Tehri Garhwal, Police Superintendent, Tehri, officers of various Line Departments, FNGO personnel and various Panchayat representatives were present. FNGO teams in the Division mobilized the farmers for the formation of Cooperative Society to run the Growth Centre. Various local farm products and value added products were displayed at the Growth Centre, which were liked and purchased by the dignitaries and other people. The Hon'ble Chief Minister inspected the Growth Centre, a climate resilient Sirohi breed male goat, poultry farm and planted Rudrakash tree at Growth Centre Premises to mark the occasion



Hon'ble Chief Minister Shri Trivendra Singh Rawat inaugurated the Growth Centre at Thano on 20th September 2020. During the inauguration ceremony, Hon'ble Minister of Watershed, Shri Satpal Maharaj, Vice President of Watershed, Secretary Watershed, Project Director Gramya II, Project Director (Garhwal), Deputy Project Director, PMU, Raipur and officers of Line Departments, project personnel and FNGO teams were also present on the occasion of inauguration of the Growth Centre. During inauguration, the visiting officials witnessed the activities at the Growth Centre and held discussions with the Federation office bearers of the Division.



Visit of PD, Garhwal:

On 15th July, 2020, PD, Garhwal visited GP Punah-Pokhari and reviewed the progress of Growth Centre at Gaharidhaar. During his visit to the Growth Centre at Gaharidhaar, Ms. Rupa Verma, Gram Pradhan, Punah-Pokhari; Ex. Pradhan Mr. Jagat Singh; Mr. Surat Singh; President of Cooperative Mr. Sardar Singh; President Van Panchayat Mr. Madan Singh; FNGO Coordinator, ABSO Experts and villagers were present. The villagers and FIG members explained how they have tapped water from seven natural water sources and laid HDPE pipeline which converted around 46 hectares rainfed land into irrigated agricultural land. As an impact of this irrigation facility, the farmers have diversified to cash crops in place of traditional subsistence farming practices.



Goat Breed Improvement:

A Resilient Animal Breed: To improve the breed of local goats, Kempty and Thatyur units have distributed improved breed male Sirohi goat to livestock keepers in 20 villages, namely, Bichhu, Takarna, Chadogi, Chhauti, Gaid, Kyari, Bangar, Chhanangaon, Mundari, Moldhar, Kinsu, Tewa, Auntad, Parodi, Digaun Purana, Kheda Talla, Kheda Malla, Munglodi, Papra, Shirsh, Lagdasu, Mawana, Kolti, Kimoi, Bel, Parogi, Dwargarh, Thaal, Sarab, Pali, Sartali, Kason, Ghandiyala, Bhediya, Gaonkhet, Bhatoli, Kandi Jedu Ki, Sainji, Ryatgaon, Lagwalgaon, Nautha, Banglo Ki Kandi, Nawadidhar and Tuneta etc. Apart from distribution of improved breed of Sirohi goat, FNGO and MDT members provided knowledge about this breed of goat to livestock keepers in both the units. Similarly, in Thatyur unit, FNGO teams contacted the villagers for improved breed of Sirohi goats and distributed a Sirohi goat to each village for improvement in local goat breed.

Animal Feeds: Apart from this, the FNGO teams disseminated information regarding animal nutrient feed from Khyarsi Growth Centre. Livestock keepers contacted the Growth Centre and purchased animal nutrient feed for their livestock.

COVID-19:

Mask Making for Livelihood: During the month of June 2020, vulnerable beneficiaries prepared the fabric masks in villages Digaun, Thatyur and Kakkdu. In village Digaun, Mr. Ramesh Das stitched 150 fabric masks and sold to the villagers at Rs. 25.00 per mask and earned an amount of Rs. 3,750.00 from the sale. Similarly, the Ms. Prema Devi of Thatyur stitched 80 masks and sold the same at Rs. 20.00 per mask and earned Rs. 1600.00.

Awareness activity: Mr. Sunil Kumar prepared 25 masks for free distribution to villagers. FNGO teams also generated awareness for protection against Coronavirus. The villagers were also told about use of mask and frequent hand washing practice as also regarding maintaining social distancing outside and at home.

Developing Barren Land:

In Gram Panchayat Jhalpadi, 22 households cleared the bushes from their barren land in Silakhet hamlet with the help of WWMC of Jhalpadi GP. This 200 nalis land belonging to these 22 households was lying barren for the last 20 years. In the month of November-December of 2019, the land was cleared of bushes and 1000 pits were dug for developing orchard. Project has planted 1000 fruit trees of Red wart-let species of Pear and provided plastic mulching for moisture conservation. In April 2020, 15 quintal seeds of lakadong turmeric were sown on 25 nalis of land as inter-cropping by these households. These households are happy to have converted their barren land into orchard.

Awareness Generation towards Green Fodder:

During the month of August 2020, the FNGO field teams of Nainbag unit generated awareness for plantation of Napier grass in village Ghansi, Gharada, Aindi, Bistaunsi. As a result of this, Napier Grass was planted in Ghansi village on 5 hectares of land. Similarly, Napier Grass was also planted on 2.5 hectares of land in villages Bistaunsi and Gharara. FNGO teams provided information to the community about the requirement of green fodder for cattle and its importance in improving milk quantity in cattle and its role in checking soil erosion. FNGO teams also provided information that Napier grass is an evergreen nutritious fodder for cattle. During plantation of Napier grass, village women actively participated in plantation work and took the responsibility regarding care of the grass.



Assistance in Exposure Tour:

To develop a clear understanding among farmers and office bearers of Federation, Dehradun Division organized an exposure tour to see the Growth Centre at Khyarsi village of Tehri Division, Thano and Dharkot of PMU, Raipur.

Growth Centre Thano: On the first day of the exposure tour, participants went to Thano and learned about the Growth Centre. Mr. Sarvesh explained the facilities developed in the Growth Centre, i.e. flour mill, packaging machine, grading and labelling machine and candle making equipment, etc. Thereafter, the participants visited the site of Dharkot Collection Centre where women groups are engaged in making various types of pickle and biscuits of finger millet and maize, etc.



Growth Centre Khyarsi: On second day, the participants went to village Khyarsi and observed various facilities and machines provided at the Growth Centre. They also saw, Sirohi goats, poultry farm and solar pumping scheme at Khyarsi village, etc.

Slipper Making: An exposure tour of project beneficiaries was organized on 11th September 2020 for Pauri where they saw the slipper making process as a cottage industry. This activity is very useful and feasible for the rural areas from livelihood point of view. After returning from exposure tour, proposals for two vulnerable groups in villages Uchhakot and Masmoli were made for establishing slipper making unit. Slipper making machine has already been installed in village Uchhakot and soon another unit will be set up in village Masmoli.

Ropeway, Apple Orchard and Vegetable Cultivation : In the month of February 2021, Division organized various exposure tours to Nainbag, Tehri Garhwal and Naini Danda and Pabo blocks of Pauri Garhwal from 6th to 26th February, 2021. The farmers saw the ropeway in Nainbag in Tehri Garhwal and apple orchard and vegetable cultivation in Naini Danda and Pabo blocks of Pauri Garhwal.

Nainital and KVK Dhakrani : During the month of February 2021, the Division organized exposure tours of field staff of FNGO to Nainital and KVK Dhakrani. During these exposure tours, team members learned about the advance technology in floriculture and fancy candle making. They were shown the process of candle making of various shape and sizes, such as, fruits, toys and Ganesh statue, etc. During the exposure trip to Dhakrani, Facilitators and unit staff visited KVK and observed cultivation of seasonal vegetables, line seed sowing, improved agriculture equipment like power tiller, thresher machine, power weeder, etc

5.

Project Highlights

GOAT REARING



BACKGROUND

Gram Panchayat Sainji of Tehri Division Thatyur is situated in Ringaligad Micro Watershed at a height of 1420 meters MSL around 6 kms. from Kempty Unit Office. The Gram Panchayat has a total land area of 236.143 hectares and 58 households with a population of 349 persons. Out of the total households, 8 HHs fall under vulnerable category 'C' of wealth ranking process of PRA.

PROCESS

The Household of Shri Siyaram was the one amongst 'C' category households. During initiation of the project in the year 2014-15, the name of Shri Siyaram was selected as a beneficiary under Vulnerable Grant Fund of the project. The beneficiary knew no skills and could only do a labour's work. However, he opted to undertake goat rearing as his alternative livelihood activity. Accordingly, a proposal was prepared and approved and the beneficiary was granted an amount of Rs. 29,000.00 for the purchase of goats. From this amount, the beneficiary purchased 1 buck and 4 goats and additionally, purchased 2 goats from his own resources.

INCOME

Gradually, his livestock began to grow and first time during the year 2016-17 he sold one goat for Rs.8,000.00 and purchased two goats from this amount to enhance the number of goats in his flock. The number of goats kept on growing year on year and Shri Siyaram also started some of the matured ones and ensured that his livelihood activity remains sustainable. He also kept on adding the number of goats to his flock from the money earned from the sale of goats.

He also faced several challenges in his venture by way of death of some of his goats every now and then, but he continued with his activity whole heartedly. In spite of his having sold 16 goats and death of 9 goats, he has a livestock of 24 goats with him. The details growth of his livestock is given in the table below—

SN	Beneficiary Name	No. of Members	Activity	Yearly Income	Financial Years	Livestock Sold	Livestock Died	Livestock Available at Present
1	Mr. Siyaram	05	Goat Rearing	8,000	2016-17	01	-	11
2				14,000	2017-18	02	03	
3				16,800	2018-19	02	02	
4				25,000	2019-20	03	02	
5				60,000	2020-21	10	02	
Total				1,23,800		18	09	24

During previous two years, the beneficiary has sold goats worth Rs. 25,000.00 and Rs. 60,000.00, respectively, during the financial year 2019-20 and 2020-21. Interestingly, he has till date sold goats for Rs. 1,23,800.00 during last five years and still has a livestock of 24 goats which is roughly valued at Rs.70,000/-. Presently, goat rearing is his main source of living and whenever he sells some goats he also purchases small goats to ensure sustainability of his livelihood activity. The income earned by him was mainly used on the education of his children as also to enhance his livelihood activity.

IMPACT

According to Shri Siyaram, "Now I do not have to search for wage employment anymore and can manage the needs of my family with goat rearing. I am grateful to the project for all the support."

Deveshwari Petwal

Facilitator, Kempty Unit, Tehri Division

"CARPENTRY CHANGED THE LIFE STYLE OF BENEFICIARY"

BACKGROUND:

Mr. Muna Ram is a resident of **village Maletha in Sahiya unit of Dehardun Division**. Project supported him by providing him financial support for purchase of tools and tackles for carpentry work. The beneficiary belonged to a vulnerable household and worked as a helper with other carpenter. Mr. Muna Ram has a family of 7 persons to support including his old parents. All the 7 family members were dependent on him for their needs. Despite all his efforts he was finding it difficult to make the two ends meet. Although he had the skill to work independently as a carpenter, but he had no money to purchase the tools and other equipment.

During the village level meeting conducted by project personnel in his village in 2015-16, villagers put up the name of Mr. Muna Ram for carpentry work under Vulnerable Group Fund (VGF). He also expressed his willingness to work independently as a carpenter. Carpentry was his traditional work and he had adequate skill and knowledge to take up the work.



PROCESS:

FNGO team prepared the proposal for carpentry work and submitted the same to the Division for formal approval and funding. After he approval, an amount of Rs. 30000.00 was released to him for taking up the work. After receiving the money, he purchased modern equipment required by a carpenter and started the work of making door frames, windows and wooden tables. With the increasing demand of his work, he also started making furniture, such as, double beds, dressing table, racks,sofa set, etc. This increased his income.

INCOME:

In the first two years (2016-17 and 2017-18) of initiating his livelihood activity, the beneficiary was unable to earn sufficiently from his livelihood activity, but third year onward he established his work and learned making more items to increase demand and income. This helped and gradually demand for his work started picking up which added to his income. During the current financial year (FY 2020-21), Mr. Muna Ram was able to earn Rs. 86,800.00 which is 6 times more than the income earned by him during first and second year of initiating his activity.

IMPACT

Beneficiary told that he is quite satisfied with his livelihood activity and he is able to earn sufficient money from this. **According to Mr. Munna Ram...**

This is a profitable activity for me and my family". Today, my business and furniture are popular among the villagers. Moreover, I have generated employment for my family members from this activity at my home. Now I can take better care of my family members at my home and do not have to go out of my village for employment." He shared an experience of 2019 when he fell ill and his health deteriorated badly. However, due to his savings he was able to take a good treatment. Today he has no debts and instead he has sufficient savings in his bank account.

Ms. Asha Thapa

Facilitator, Sahiya Unit,
Dehradun Division, FNGO, Garhwal



ANNEXURES

ANNEXURE -1**List of Vulnerable Individual Beneficiaries and Vulnerable Groups****(1-A) Vulnerable Individual Beneficiaries (FY 2020-21)**

S. No.	Name of the GP	Name of the RV	Name of the beneficiary	Gender	Social Category	Name of the Activity	Grant Allotted (in Rs.)
Dehradun Division							
Unit Chakrata							
1	Mehrawana	Shiwa	Puspa Devi	F	SC	Goat Rearing	30,000
2	Rikhad	Rikhad	Vishal	M	SC	Goat Rearing	30,000
3	Mindak	Mindal	Dapsu	M	SC	Milch Animal	30,000
4	Manjhgaou	Manjhgaou	Kamla Das	M	SC	Goat Rearing	30,000
5	Manjhgaou	Manjhgaou	Chaitudas	M	SC	Goat Rearing	30,000
6	Manjhgaou	Manjhgaou	Rita Davi	F	SC	Milch Animal	30,000
7	Manjhgaou	Manjhgaou	Munni Devi	F	SC	Milch Animal	30,000
8	Manjhgaou	Manjhgaou	Asoji devi	F	ST	Milch Animal	30,000
9	Manjhgaou	Manjhgaou	Kasalu	M	SC	Milch Animal	30,000
10	Thanta	Thanta	Balma devi	F	SC	Milch Animal	30,000
11	Thanta	Thanta	Salo devi	F	SC	Milch Animal	30,000
12	Thanta	Thanta	Sunni devi	F	SC	Milch Animal	30,000
13	Thanta	Thanta	Meera Devi	F	SC	Goat Rearing	30,000
14	Thanta	Thanta	Fetaru	M	SC	Goat Rearing	30,000
15	Thanta	Thanta	Munna das	M	SC	Goat Rearing	30,000
16	Jogio	Jogio	Kamla das	M	SC	Goat Rearing	30,000
17	Jogio	Jogio	Naniya Das	M	SC	Goat Rearing	30,000
18	Jogio	Jogio	Reena Devi	F	SC	Goat Rearing	30,000
19	Jogio	Jogio	Sumitra Devi	F	ST	Milch Animal	30,000
20	Jogio	Jogio	Jusuliya	M	SC	Milch Animal	30,000
21	Jogio	Jogio	Anil chauhan	M	ST	Milch Animal	30,000
22	Jogio	Jogio	Pratima devi	F	ST	Milch Animal	30,000
23	Jogio	Jogio	Reena devi	F	SC	Goat Rearing	30,000
24	Jogio	Jogio	Aanandsingh	M	ST	Goat Rearing	30,000
25	Jogio	Jogio	chammo devi	F	SC	Milch Animal	30,000
26	Jogio	Jogio	Santo Devi	F	ST	Milch Animal	30,000
27	Jogio	Jogio	Sunni das	M	SC	Milch Animal	30,000
28	Jogio	Jogio	Rajendra Joshi	M	ST	Milch Animal	30,000
29	Jogio	Jogio	Surender Singh	M	ST	Goat Rearing	30,000
30	Tungra	Tungra	Vimla devi	F	ST	Milch Animal	30,000
31	Mindal	Mindal	Kamla devi	F	SC	Goat Rearing	30,000
32	Mindal	Mindal	Sardar singh	M	ST	Goat Rearing	30,000
33	Mindal	Mindal	Pradeep	M	SC	Goat Rearing	30,000
34	Manjhgaon	Manjhgaon	Mansa devi	F	SC	Milch Animal	30,000
35	Thanta	Thanta	Guddi Devi	F	SC	Goat Rearing	30,000
36	Thanta	Thanta	Neero Devi	F	SC	Milch Animal	30,000
37	Thanta	Thanta	Dablu das	M	SC	Milch Animal	30,000
38	Thanta	Thanta	Hagadu	M	SC	Goat Rearing	30,000
39	Jogio	Jogio	Indra devi	F	ST	Milch Animal	30,000
40	Jogio	Jogio	Bindra devi	F	ST	Milch Animal	30,000
41	Jogio	Jogio	Khajan singh	M	ST	Milch Animal	30,000
42	Jogio	Jogio	Kundan Singh	M	ST	Goat Rearing	30,000

S. No.	Name of the GP	Name of the RV	Name of the beneficiary	Gender	Social Category	Name of the Activity	Grant Allotted (in Rs.)
43	Jogio	Jogio	Bhajansingh	M	ST	Milch Animal	30,000
44	Thanta	Thanta	Narendra	M	SC	Goat Rearing	30,000
45	Mohana	Mohana	Hukum Singh	M	ST	Goat Rearing	30,000
46	Mohana	Mohana	Gambhirsingh	M	ST	Milch Animal	30,000
47	Mohana	Mohana	Jaggo devi	F	ST	Milch Animal	30,000
Total							14,10,000
Unit Kwansi							
48	Kandoibondur	Kandoibondur	Basiya	M	SC	Milch Animal	30,000
49	Kandoibondur	Kandoibondur	Luskiya	M	SC	Mule	30,000
50	Kandoibondur	Kandoibondur	Virendra	M	SC	Mule	30,000
51	Lakhamandal	Lakhamandal	Suppi Devi	F	SC	Milch Animal	30,000
52	Lakhamandal	Lakhamandal	Bhajjo Devi	F	SC	Milch Animal	30,000
53	Myudha	Myudha	Subhas	M	SC	Milch Animal	30,000
54	Myudha	Myudha	Almu	M	SC	Milch Animal	30,000
55	Punah Pokhri	Punah Pokhri	Ajab Singh	M	ST	Milch Animal	30,000
56	Lakhamandal	Lakhamandal	Tek bahadur	M	SC	Milch Animal	30,000
57	Lakhamandal	Lakhamandal	Rajuli devi	F	SC	General Store	30,000
58	Bijnu	Bijnu	Yasoda	F	ST	Tailoring	30,000
59	Bijnu	Bijnu	Maddi	M	SC	Milch Animal	30,000
60	Bijnu	Bijnu	Rooplal	M	SC	Milch Animal	30,000
61	Bijnu	Bijnu	Anil	M	SC	Milch Animal	30,000
62	Rangeu	Rangeu	Bhanu	F	SC	Tailoring	30,000
63	Rangeu	Rangeu	Babli Devi	F	SC	Milch Animal	30,000
64	Myudha	Myudha	Mohan	M	SC	Carpenter	30,000
65	Myudha	Myudha	Arjun Singh	M	SC	Milch Animal	30,000
66	Myudha	Myudha	Bhopalu	M	SC	Milch Animal	30,000
67	Myudha	Myudha	Bhaktu	M	SC	Milch Animal	30,000
68	Myudha	Myudha	Bedru	M	SC	Milch Animal	30,000
69	Kandoibondur	Kandoibondur	Bhajju	M	SC	Mule	30,000
70	Punah Pokhri	Punah Pokhri	Ranbeer	M	ST	Milch Animal	30,000
71	Punah Pokhri	Punah Pokhri	Diwan Singh	M	ST	Tailoring	30,000
72	Rangeu	Rangeu	Asha Devi	F	SC	Milch Animal	30,000
73	Bijnu	Bijnu	Pream das	M	SC	Cobbler	30,000
74	Bijnu	Bijnu	Ghanshyam	M	SC	Milch Animal	30,000
75	Dhaurapudiya	Dhaurapudiya	Bhumi Devi	F	SC	Milch Animal	30,000
76	Kunna	kunna	Sundru	M	SC	Milch Animal	30,000
77	Kunna	kunna	Dabbu verma	M	SC	Milch Animal	30,000
78	Kunna	kunna	Nirmala devi	F	SC	Milch Animal	30,000
79	Punahpokhri	punahpokhri	Raniya	M	SC	Carpenter	30,000
80	Bijnu	Bijnu	km Sunita	F	SC	Tailoring	30,000
81	Manuwa	Manuwa	Bijla devi	F	SC	Milch Animal	30,000
82	Manuwa	Manuwa	Balma devi	F	SC	Milch Animal	30,000
83	Manuwa	Manuwa	Bipari devi	F	SC	Milch Animal	30,000
84	Lakhamandal	Lakhamandal	Banita devi	F	SC	Cosmetic shop	30,000
85	Dhaurapudiya	Dhaurapudiya	Bijendra singh	M	SC	Milch Animal	30,000
86	Dhaurapudiya	Dhaurapudiya	Madhu devi	M	SC	Milch Animal	30,000
87	Dhaurapudiya	Dhaurapudiya	Mahesh	M	SC	Mule	30,000
Total							12,00,000
Unit Sahiya							
88	Kharaya	Kharaya	Jalam Singh	M	ST	Goat Rearing	30,000
89	Kharaya	Kharaya	Dhaniram	M	ST	Goat Rearing	30,000
90	Kharaya	Kharaya	Mohar singh	M	ST	Milch Animal	30,000

S. No.	Name of the GP	Name of the RV	Name of the beneficiary	Gender	Social Category	Name of the Activity	Grant Allotted (in Rs.)
91	Kharaya	Kharaya	Seema Devi	F	ST	Milch Animal	30,000
92	Tilwari	Tilwari	Suman Devi	F	SC	Tailoring	30,000
93	Bansar	Bansar	Diwan Singh	M	ST	Milch Animal	30,000
94	Bansar	Amraya	Thido devi	F	SC	Milch Animal	30,000
95	Bansar	Amraya	Surat Singh	M	SC	Milch Animal	30,000
96	Bansar	Amraya	Layakram	M	SC	Milch Animal	30,000
97	Bansar	Amraya	Saru	M	SC	Goat Rearing	30,000
98	Bansar	Amraya	Khajan singh	M	SC	Milch Animal	30,000
99	Bansar	Amraya	Kesu	M	SC	Goat Rearing	30,000
100	Supau	Supau	Deepchand	M	ST	Milch Animal	30,000
101	Supau	Supau	Narayan das	M	SC	Milch Animal	30,000
102	Supau	Supau	Kasiya das	M	SC	Goat Rearing	30,000
103	Dilau	Dilau	chandu	M	SC	Milch Animal	30,000
104	Dilau	Dilau	Bablu	M	SC	Goat Rearing	30,000
105	Dilau	Sainj	Bittu	M	SC	Goat Rearing	30,000
106	Sureu	Sureu	Bijju ram	M	SC	Goat Rearing	30,000
107	Sureu	Sureu	Tola	M	SC	Milch Animal	30,000
108	Sureu	Sureu	Phisaku	M	SC	Goat Rearing	30,000
109	Vyasbhud	Vyasbhud	Sita devi	F	ST	Milch Animal	30,000
110	Vyasbhud	Vyasbhud	Phullo Devi	F	SC	Milch Animal	30,000
111	Vyasbhud	Vyasbhud	Devendra Singh	M	SC	Milch Animal	30,000
112	Tilwari	Tilwari	Nandlal	M	SC	Shoe Shop	30,000
113	Vyasbhud	Vyasbhud	Laxmi devi	F	SC	Milch Animal	30,000
114	Vyasbhud	Vyasbhud	Jadpu	M	ST	Milch Animal	30,000
115	Dilau	Dilau	Diwan Singh	M	SC	Welding Work (Technical)	30,000
116	Sureu	Sureu	Bhajju	M	SC	Goat Rearing	30,000
117	Sureu	Sureu	Kundan Singh	M	ST	Goat Rearing	30,000
118	Sureu	Sureu	Hansraj	M	SC	Goat Rearing	30,000
119	Sureu	Sureu	Baliya das	M	SC	Goat Rearing	30,000
120	Ubhreu	Ubhreu	Sushil	M	ST	Milch Animal	30,000
121	Ubhreu	Ubhreu	Katku	M	SC	Goat Rearing	30,000
122	Ubhreu	Ubhreu	Sardar Singh	M	ST	Goat Rearing	30,000
123	Ubhreu	Ubhreu	Dharm Singh	M	ST	Carpenter	30,000
124	Ubhreu	Ubhreu	Santi singh	M	ST	Milch Animal	30,000
125	Ubhreu	Ubhreu	Matwar Sharma	M	ST	Milch Animal	30,000
126	Ubhreu	Ubhreu	Baliya	M	SC	Milch Animal	30,000
127	Ubhreu	Ubhreu	Parbhudayal	M	ST	Goat Rearing	30,000
128	Ubhreu	Ubhreu	Kuwar singh	M	ST	Milch Animal	30,000
129	Maletha	Maletha	Munna ram	M	SC	Milch Animal	30,000
130	Maletha	Maletha	Ratnu	M	SC	Goat Rearing	30,000
131	Maletha	Maletha	Santan Singh	M	SC	Milch Animal	30,000
132	Maletha	Maletha	Musa	M	SC	Goat Rearing	30,000
133	Maletha	Maletha	Surat Singh	M	ST	Goat Rearing	30,000
134	Maletha	Maletha	Urmila devi	F	ST	Milch Animal	30,000
135	Vyasnahri	Vyasnahri	Amar Singh	M	SC	Milch Animal	30,000
136	Supau	Supau	Kedar Singh	M	SC	Goat Rearing	30,000
137	Supau	Supau	Haru	M	SC	Goat Rearing	30,000
138	Supau	Supau	Saiyna devi	F	SC	Milch Animal	30,000
139	Dilau	Dilau	Santa	M	SC	Goat Rearing	30,000
140	Dilau	Dilau	Aanand	M	ST	Milch Animal	30,000

S. No.	Name of the GP	Name of the RV	Name of the beneficiary	Gender	Social Category	Name of the Activity	Grant Allotted (in Rs.)
141	Kalsi	Kalsi	Rita Davi	F	SC	Milch Animal	30,000
142	Kalsi	Kalsi	Chaman das	M	SC	Goat Rearing	30,000
143	Kalsi	Kalsi	Vinita Devi	F	SC	Goat Rearing	30,000
144	Kalsi	Kalsi	Manish chauhan	M	ST	Milch Animal	30,000
145	Kalsi	Kalsi	Jagat Ram	M	SC	Mason	30,000
Total							17,40,000
Grand Total (Dehradun Division)							43,50,000
Pauri Division							
Unit Kandalinadi							
146	Bagdi gad	Bagdi gad	Pinky Devi	F	GEN	Poultry	40,000
147	Bagdi gad	Bagdi gad	Gaytri Devi	F	GEN	Poultry	40,000
148	Bhaidgaon	Bhaidgaon	Vinod Kumar	M	SC	Poultry	40,000
149	Bhaidgaon	Bhaidgaon	Kishan Chand	M	SC	Poultry	40,000
150	Beenadhar	Beenadhar	Sishupal Singh	M	GEN	Poultry	40,000
151	Pokhda	Pokhada	Hemant	M	GEN	Poultry	40,000
152	Melgaon	Melgaon	Yashpal	M	GEN	Poultry	40,000
153	Bhaduli	Bhaduli	Suresh Chandra	M	GEN	Poultry	40,000
154	Saknoli	Saknoli	Neeraj Kumar	M	GEN	Poultry	40,000
155	Borgaon	Borgaon	Sumitra Devi	F	GEN	Poultry	40,000
156	Devradi Malli	Devradi Malli	Vinod Singh	M	GEN	Poultry	40,000
157	Devradi Malli	Devradi Malli	Cheena Das	M	SC	Poultry	40,000
158	Masmoli	Masmoli	Laxmi Devi	F	GEN	Milch Animal	40,000
159	Beenadhar	Beenadhar	Laxman Singh	M	GEN	Milch Animal	40,000
160	Beenamalli	Beenamalli	Monika Devi	F	GEN	Milch Animal	40,000
161	Bagdigaad	Sileth	Kamla Devi	F	GEN	Milch Animal	40,000
162	Bhairgaon	Bhairgaon	Sampati devi	F	GEN	Milch Animal	40,000
163	Bhairgaon	Bhairgaon	Asha Devi	F	GEN	Milch Animal	40,000
164	Paand	Kasani	Bhuma Devi	F	GEN	Milch Animal	40,000
165	Paand	Naugaon	Sunita devi	F	GEN	Milch Animal	40,000
166	Paand	Naugaon	Neema Devi	F	GEN	Milch Animal	40,000
167	Pokhra	Khilasu	Beena Devi	F	GEN	Milch Animal	40,000
168	Sanglakoti	Sanglakoti	Neelam Devi	F	GEN	Milch Animal	40,000
169	Pokhada	Pokhada	Rajat Joshi	M	GEN	Computer	30,000
170	Saknoli	Saknoli	Suman Devi	F	SC	Blacksmith	20,000
171	Bhaidgaon	Bhaidgaon	Jyoti Devi	F	GEN	Tailoring	20,000
172	Beenadhar	Beenadhar	Bharosi Devi	F	GEN	Tailoring	20,000
Total							10,10,000
Unit Patisain							
173	Jaintoli Talli	Deval Malla	Shubhas Chandra	M	SC	Saloon	26,000
174	Kagthun	Kagthun	Ganeshi Devi	F	GEN	Poultry	40,000
175	Jaintoli Talli	Jaintoli Bichhli	Manju Devi	F	SC	Poultry	40,000
176	Chomasudhar	Chomasugaad	Deepak	M	SC	Barber	26,000
177	Gwad Talla	Gwad Talla	Ajendra Singh	M	SC	Poultry	40,000
178	Gwad Talla	Gwad Talla	Jitendra Singh	M	GEN	Poultry	40,000
179	Tachwar	Bounsai	Guddi devi	F	GEN	Poultry	40,000
180	Patal Goonth	Patal Khalsa	Shobha Devi	F	GEN	Goat Rearing	40,000
181	Ida Malla	Sheela	Dinesh Rawat	M	GEN	Goat Rearing	40,000
182	Ida Malla	Ida Malla	Baldev	M	GEN	Goat Rearing	40,000

S. No.	Name of the GP	Name of the RV	Name of the beneficiary	Gender	Social Category	Name of the Activity	Grant Allotted (in Rs.)
183	Ida Malla	Ida Malla	Kamla Devi	F	GEN	Goat Rearing	40,000
184	Kagthun	Kagthun	Yashoda Devi	F	GEN	Goat Rearing	40,000
185	Molthi Talli	Molthi Talli	Sangeeta Devi	F	GEN	Goat Rearing	40,000
186	Bharpoor	Peepkhola	Kumari Mati	F	GEN	Tailoring	20,000
187	Kathuli	Amohta	Dinesh	M	GEN	Poultry	40,000
188	Nav	Nagroli	Mangat Ram	M	GEN	Poultry	40,000
189	Redu	Jairal	Rani Devi	F	GEN	Poultry	40,000
190	Gorli	Chamdal	Sohan Lal	M	SC	Poultry	40,000
191	Jaintoli Talli	Deval Malla	Laxmi Devi	F	SC	Goat Rearing	40,000
192	Jaintoli Talli	Deval Malla	Beera Devi	F	SC	Goat Rearing	40,000
193	Jaintoli Talli	Deval Malla	Harendra Singh	M	SC	Goat Rearing	40,000
194	Bharpoor	Semi	Seeta	F	SC	Goat Rearing	40,000
195	Bharpoor	Semi	Sangeeta	F	SC	Goat Rearing	40,000
196	Gorli	Gorli	Rajendra Singh	M	GEN	Goat Rearing	40,000
197	Gorli	Gorli	Nirmala Devi	F	GEN	Goat Rearing	40,000
198	Gorli	Gorli	Krishna Kumar	M	GEN	Goat Rearing	40,000
199	Gorli	Gorli	Rajendra Prasad	M	GEN	Goat Rearing	40,000
200	Chaumasudhar	Chaumasudhar	Ram Chandra	M	GEN	Goat Rearing	40,000
201	Gwad Talla	Jhalpadi	Vijeshwari Devi	F	GEN	Goat Rearing	40,000
202	Patal Goonth	Patal Goonth	Lakshman Singh	M	GEN	Goat Rearing	40,000
203	Patal Goonth	Patal Goonth	Narendra Singh	M	SC	Goat Rearing	40,000
204	Nav	Nav	Jayanti Devi	F	GEN	Goat Rearing	40,000
205	Nav	Nav	Tajbar Singh	M	GEN	Goat Rearing	40,000
206	Nav	Nagroli	Surma Devi	F	SC	Goat Rearing	40,000
207	Chaumasudhar	Ukhlet	Asha Devi	F	GEN	Milch Animal	40,000
208	Chaumasudhar	Ukhlet	Sarojani devi	F	GEN	Milch Animal	40,000
209	Malai	kundoli	Munni devi	F	GEN	Milch Animal	40,000
210	Malai	kundoli	Nanda Devi	F	GEN	Milch Animal	40,000
211	Tachwar	Tachwar	Shakumbhari devi	F	GEN	Milch Animal	40,000
212	Chaumasudhar	Chaumasugad	Jagdeesh	M	SC	Carpenter	25,000
213	Chaumasudhar	Chaumasudhar	Vikram Lal	M	SC	Mule	30,000
214	Gwartalla	Gwartalla	Ankit	M	SC	Mule	30,000
215	Kathuli	Amohta	Hemanti	F	SC	Milch Animal	30,000
216	PatalGoonth	Patalgoonth	Pankaj Pandey	M	GEN	Milch Animal	30,000
217	Malai	kundoli	Rohit Singh	M	SC	Carpenter	25,000
218	Patal Goonth	Patal Khalsa	Dharam Prakash	M	GEN	Tailoring	20,000
219	Gwad Talla	Gwad Talla	Kalawati Devi	F	SC	Musical Instruments	15,000
220	Chomasudhar	Chomasugaad	Surendra Singh	M	GEN	Mule	30,000
221	Raidu	Jakholu	Ganesh Prasad	M	GEN	Flour Mill	30,000
222	Gorli	Gorli	Pabbi Devi	F	GEN	Poultry	40,000

S. No.	Name of the GP	Name of the RV	Name of the beneficiary	Gender	Social Category	Name of the Activity	Grant Allotted (in Rs.)
Total							18,17,000
Unit Santoligad							
223	Chopda	Chopda	Anil Kumar	M	GEN	Poultry	40,000
224	Chopda	chopda	Girish Kumar	M	SC	Poultry	40,000
225	Mald bada	Mald Bada	Arun Singh	M	GEN	Poultry	40,000
226	Mald bada	Mald Bada	Jaypal Singh	M	GEN	Poultry	40,000
227	Gurad Malla	Gurad malla	Vimal singh	M	GEN	Poultry	40,000
228	Chaidhar Malla	Bijoli	Satyapal	M	GEN	Poultry	40,000
229	Salan	Salan	Sundar Singh	M	GEN	Poultry	40,000
230	Kandai	Retail	Amit Singh	M	GEN	Poultry	40,000
231	Nai	Nai	Jaspaal Singh	M	GEN	Poultry	40,000
232	Halai Malli	Halai Talli	Nandan Singh	M	GEN	Poultry	40,000
233	Syoli	Syoli	Vikesh Kumar	M	GEN	Poultry	40,000
234	Badoli	Badoli	Gopal Dutt	M	GEN	Poultry	40,000
235	Chopda	Chopda	Dinesh	M	SC	Barber	26,000
236	Rainsoli Talli	Rainsoli Talli	Kishore Kumar	M	SC	Barber	26,000
237	Binjoli	Binjoli	Vijay Kumar	M	SC	Barber	26,000
238	Gadri	Gadri	Narendra Singh	M	GEN	Goat Rearing	40,000
239	Gadri	Gadri	Jaspal Singh	M	GEN	Goat Rearing	40,000
240	Gadri	Gadri	Ram Singh	M	GEN	Goat Rearing	40,000
241	Gadri	Gadri	Vijay Singh	M	GEN	Goat Rearing	40,000
242	Gadri	Gadri	Ashok Kumar	M	GEN	Goat Rearing	40,000
243	Gadri	Gadri	Kalam Singh	M	GEN	Goat Rearing	40,000
244	Gadri	Gadri	Bachan Lal	M	SC	Goat Rearing	40,000
245	Gadri	Gadri	Balam Singh	M	GEN	Goat Rearing	40,000
246	Gadri	Gadri	Anand Singh	M	GEN	Goat Rearing	40,000
247	Gadri	Gadri	Sooma Devi	F	GEN	Goat Rearing	40,000
248	Nai	Nai	Subhas Singh	M	SC	Goat Rearing	40,000
249	Odgaon	Odgaon	Gautam Dev	M	GEN	Goat Rearing	40,000
250	Odgaon	Odgaon	Vikram Singh	M	GEN	Goat Rearing	40,000
251	Halai malli	Halai malli	Asha Ram	M	GEN	Goat Rearing	40,000
252	Halai malli	Halai malli	Satpal Singh	M	SC	Goat Rearing	40,000
253	Halai malli	Halai malli	Chandra Singh	M	SC	Goat Rearing	40,000
254	Chedhar Malla	Bijoli	Manmohan Sharma	M	GEN	Goat Rearing	40,000
255	Chedhar Malla	Chedhar Malla	Janardhan	M	SC	Goat Rearing	40,000
256	Chedhar Malla	Chedhar Malla	Dev Prasad	M	GEN	Goat Rearing	40,000
257	Kurkhyal	Toli	Dinesh Chandra	M	SC	Goat Rearing	40,000
258	Kurkhyal	Daheli	Prakash Chandra	M	SC	Goat Rearing	40,000
259	Chedhar Malla	Pali malla	Pradeep Lal	M	SC	Goat Rearing	40,000
260	Bhenti	Bhenti	Suresh Chandra	M	SC	Goat Rearing	40,000
261	Halai Malli	Halai Malli	Madan Singh	M	SC	Goat Rearing	40,000
262	Jhalpadi	Jhalpadi	Ashish	M	GEN	Mushroom	28,000
263	Gadri	Gadri	Savitri devi	F	GEN	Tailoring	20,000
264	Gadri	Gadri	Harendra Singh	F	SC	Electrician	25,000

S. No.	Name of the GP	Name of the RV	Name of the beneficiary	Gender	Social Category	Name of the Activity	Grant Allotted (in Rs.)
265	Bijoli	Binjoli	Deepa Devi	F	SC	Milch Animal	40,000
266	Kurkhyal	Kurkhyal	Narendra Singh	M	GEN	Milch Animal	40,000
267	Kurkhyal	Talagal	Manmohan	M	GEN	Milch Animal	40,000
268	Kurkhyal	Kurkhyal	Asha Devi	F	GEN	Milch Animal	40,000
269	Kurkhyal	Kurkhyal	Roshni Devi	F	GEN	Milch Animal	40,000
270	Kurkhyal	Kurkhyal	Rameshwari devi	F	GEN	Milch Animal	40,000
271	Jhalpadi	Jhalpadi	Puran Singh	M	GEN	Milch Animal	40,000
272	Jhalpadi	Jhalpadi	Vijay Singh	M	GEN	Milch Animal	40,000
273	Bhadmoli	Khatigaon	Padma Devi	F	GEN	Milch Animal	40,000
274	Bhadmoli	Khatigaon	Kuwari Devi	F	GEN	Milch Animal	40,000
275	Bhadmoli	Simalgaon	Dhaneshwari devi	F	GEN	Milch Animal	28,000
276	Nai	Nai	Bhaga Devi	F	GEN	Milch Animal	40,000
277	Bondar	Bondar	Harpal Singh	M	GEN	Milch Animal	40,000
278	Bondar	Bondar	Mohit Dhasmana	M	GEN	Milch Animal	40,000
279	Odgaon	Khankar	Reena Devi	F	SC	Milch Animal	40,000
280	Salan	Salan	Jaspal	M	GEN	Milch Animal	40,000
281	Latibo	Latibo	Madan Lal	M	SC	Musical Instruments	20,000
282	Gurad Talla	Gawdigaon	Mohan Lal	M	SC	Musical Instruments	20,000
283	Syoli	Marda Mahadev	Chetan Lal	M	SC	Musical Instruments	20,000
284	Kurkhyal	Kurkhyal	Kalpa Devi	F	SC	Blacksmith	20,000
285	Latibo	Latibo	Vimla Devi	F	GEN	Goat Rearing	40,000
286	Odgaon	Odgaon	Jasoda Devi	F	GEN	Tailoring	19,000
Total							23,58,000
Grand Total (Pauri Division)							51,85,000
PMU (MWS), Raipur							
287	nahikala	Sateli	Rukamdas	M	SC	Musical Instruments	30,000
288	nahikala	Sateli	Jaiprakash	M	GEN	Goat Rearing	30,000
289	Sangaon	Sangaon	Gajendra Singh	M	GEN	Milch Animal	30,000
290	Sangaon	Sangaon	Roshan Singh	M	GEN	Goat Rearing	30,000
291	Dharkot	Katkot Khurd	Madho Ram	M	GEN	Goat Rearing	30,000
Total							1,50,000
Tehri Division							
Unit Kempthy							
292	Tunetha	Tunetha	Gabbu	M	SC	Barber	27,000
293	Tunetha	Tunetha	Dev singh	M	OBC	Mason	15,000
294	Tunetha	Tunetha	Lakhma devi	F	OBC	Goat Rearing	29,000
295	Tunetha	Tunetha	Sobat singh	M	OBC	Carpenter	25,000
296	Bhatoli	Bhatoli	Mijan singh	M	OBC	Tailoring	26,000
297	Banlo ki kandi	Banlo ki kandi	Ranbeer singh	M	OBC	Tailoring	26,000
298	Banlo ki kandi	Banlo ki kandi	Surendar singh	M	OBC	Tailoring	26,000
299	Buradi	Buradi	Sunil	M	OBC	Plumber	27,000
300	Buradi	Buradi	Vijendar	M	OBC	Tailoring	26,000

S. No.	Name of the GP	Name of the RV	Name of the beneficiary	Gender	Social Category	Name of the Activity	Grant Allotted (in Rs.)
301	Buradi	Buradi	Ajay lal	M	OBC	Electrician	29,950
302	Buradi	Buradi	Ramesh lal	M	SC	Mason	15,000
Total							2,71,950
Nainbag Unit							
303	Srikot	Srikot	Shakal Chand	M	OBC	Mule	30,000
304	Srikot	Srikot	Gudmohan	M	OBC	Mule	30,000
305	Srikot	Srikot	Sudama Devi	F	OBC	Mule	30,000
306	Srikot	Srikot	Sardsar Singh	M	OBC	Mason	15,000
307	Srikot	Srikot	Balam	M	SC	Mason	15,000
308	Bistonsi	Bistonsi	Mohan Chand	M	OBC	Plumber	27,000
309	Saindul	Saindul	Ghenta	M	OBC	Poultry	25,000
310	Saindul	Saindul	Devender	M	OBC	Plumber	27,000
311	Saindul	Saindul	Anil	M	OBC	Electrician	29,950
312	Saindul	Saindul	Manoj	M	SC	Mason	15,000
313	Saindul	Saindul	Pyaray lal	M	OBC	Poultry	25,000
314	Saindul	Saindul	Vimla devi	F	OBC	Tailoring	26,000
315	Ram purNigyna	Ram purNigyna	Rupo Devi	F	SC	Blacksmith	25,000
316	Ram purNigyna	Ram purNigyna	Mussa	M	SC	Poultry	25,000
317	Ram purNigyna	Ram purNigyna	Barfiya	M	SC	Poultry	25,000
318	Ram purNigyna	Ram purNigyna	Syana devi	F	SC	Electrician	29,950
319	Ram purNigyna	Ram purNigyna	Roshn lal	M	SC	Mason	15,000
320	Basangaon	Basangaon	Soban das	M	SC	Barber	27,000
321	Khairad	Khairad	Rekha devi	M	SC	Tailoring	26,000
322	Tatoar	Tatoar	Amma devi	F	OBC	Poultry	25,000
323	Tatoar	Tatoar	Parbha devi	F	SC	Poultry	25,000
324	Tatoar	Tatoar	Samsher	M	OBC	Plumber	27,000
325	Tatoar	Tatoar	Dhyanu devi	F	SC	Mason	15,000
326	Tatoar	Tatoar	Sunita devi	F	SC	Tailoring	26,000
327	Tatoar	Tatoar	Shila devi	F	OBC	Tailoring	26,000
328	Tatoar	Tatoar	Sushama devi	F	SC	Poultry	25,000
329	Tatoar	Tatoar	Reetu	F	SC	Tailoring	26,000
Total							6,62,900
Thatyur Unit							
330	Lagdashu	Lagdashu	Isha Devi	F	OBC	General Store	30,000
331	Lagdashu	Lagdashu	Mastu Das	M	SC	Musical Instruments	30,000
332	Parodi	Parodi	Gorav lekhawar	M	OBC	Electrician	29,950
333	Parodi	Parodi	Padam das	M	SC	Tailoring	26,000
334	Parodi	Parodi	Piryanka devi	F	SC	Tailoring	26,000
335	Parodi	Parodi	Moni	M	SC	Mule	30,000
336	Channagaun	Channagaun	Arjun singh	M	OBC	Plumber	27,000
337	Channagaun	Channagaun	Bindra devi	F	OBC	Milch Animal	30,000
338	Channagaun	Channagaun	Rajesh singh	M	OBC	Electrician	29,950
339	Channagaun	Channagaun	Partap singh	M	OBC	Poultry	25,000
340	Bhuyansari	Bhuyansari	Dhumi	M	SC	Carpenter	25,000
341	Bhuyansari	Bhuyansari	Vikram	M	SC	Blacksmith	25,000

S. No.	Name of the GP	Name of the RV	Name of the beneficiary	Gender	Social Category	Name of the Activity	Grant Allotted (in Rs.)
342	Bhuyansari	Bhuyansari	Dhyanchand	M	SC	Electrician	29,950
343	Thatyur	Thatyur	Sumer singh	M	OBC	Electrician	29,950
344	Thatyur	Thatyur	Savitri devi	F	OBC	Knitting	20,710
345	Thatyur	Thatyur	Jaybeer singh	M	SC	Goat Rearing	29,000
346	Lalotana	Lalotana	Rijmohan	M	OBC	Electrician	29,950
347	Lalotana	Lalotana	Vikaram	M	SC	Blacksmith	25,000
348	Lalotana	Lalotana	Amit	M	SC	Barber	27,000
349	Lalotana	Lalotana	Reeta devi	F	OBC	Milch Animal	30,000
350	Thik	Thik	Bhrat singh	M	SC	Tailoring	26,000
351	Thik	Thik	Nirmala devi	F	OBC	Tailoring	26,000
352	Thik	Thik	Anita devi	F	SC	Poultry	25,000
353	Thik	Thik	Umed	M	SC	Mason	15,000
354	Thik	Kinsu	Vijay singh	M	OBC	Mule	30,000
355	Thik	Odarsu	Jagat singh	M	OBC	Mule	30,000
356	Thik	Odarsu	Dayal singh	M	OBC	Tailoring	26,000
357	Gaid	Gaid	Guddu singh	M	OBC	Mule	30,000
358	Gaid	Gaid	Mohan singh	M	OBC	Mule	30,000
359	Gaid	Gaid	Vikaram	M	OBC	Mule	30,000
360	Gaid	Gaid	Dinesh singh	M	OBC	Mule	30,000
361	Bangshil	Bangshil	Santo devi	M	SC	Goat Rearing	29,000
362	Moldhar	Moldhar	Kishna	M	SC	Carpenter	25,000
363	Moldhar	Moldhar	Rosan das	M	SC	Musical Instruments	15,000
364	Moldhar	Moldhar	Chintamadi	M	OBC	Tailoring	26,000
365	Moldhar	Moldhar	Narendar	M	OBC	Mule	30,000
366	Bangar	Soudi	Sachhu	M	SC	Carpenter	25,000
367	Bangar	Soudi	Vikram	M	SC	Carpenter	25,000
368	Bangar	Soudi	Sattu	M	SC	Tailoring	26,000
369	Sirsh	Airi	Lekhraj	M	SC	Milch Animal	30,000
370	Sirsh	Airi	Virender Lal	M	OBC	Carpenter	25,000
371	Sirsh	Airi	Dinesh Prasad	M	SC	Mule	30,000
372	Sirsh	Airi	Ravinder Lal	M	SC	Carpenter	25,000
373	Sirsh	Sirsh	Jaipal	M	SC	Blacksmith	25,000
374	Auntad	Auntad	Kuldeep	M	SC	Barber	27,000
375	Auntad	Auntad	Vimal	M	OBC	Mule	30,000
376	Auntad	Auntad	Kirtmani	M	OBC	Mule	30,000
377	Auntad	Auntad	Sachidanand	M	OBC	Mule	30,000
Total							13,06,460
Grand Total (Tehri Division)							22,41,310
TOTAL (ALL FOUR DIVISIONS)							1,19,26,310

(1-B) Vulnerable Groups (FY 2020-21)

SN	Name of GP	Name of RV	Name of Group	Activity	Gender-wise Members		Social Category-wise Members				Total Members	Grant Allotted (in Rs.)
					Male	Fem.	SC	ST	OBC	GEN		
DEHRADUN DIVISION												
Unit Kwansi												
1	Bijnu	bijnu bijnad	Shri Baba Balaknath	Catering	5	0	0	5	0	0	5	1,00,000
2	Rangau	Rangau	Kali Mata	Tent House	5	0	5	0	0	0	5	1,00,000
3	Bijnu	Bijnu	Baba shiv nath	Slipper	5	0	5	0	0	0	5	1,00,000
Unit Sahiya												
4	Sureu	Sureu	Naag Maharaj	Catering	5	0	3	2	0	0	5	1,00,000
Total					20	0	13	7	0	0	20	4,00,000
PAURI DIVISION												
Unit Kandalinadi												
1	Bhedgaon	Bhedgaon	Bhagwati	Mushroom Cultivation	0	6	0	0	0	6	6	50,950
2	Melgaon	Melgaon	Shiv Parvati	Mushroom Cultivation	1	4	1	0	0	4	5	50,950
3	Masmoli	Meva	Pragati	Slipper	0	5	3	0	0	2	5	1,00,000
4	Devradi	Devradi Malli	Devradi Devi	Mushroom Cultivation	0	5	3	0	0	2	5	40,250
5	Beena malli	Beenamalli	Pragati	Mushroom Cultivation	5	0	0	0	0	5	5	50,000
Unit Patisain												
6	Uchhakot	Uchhakot	Ekta Samooh	Slipper	0	5	1	0	0	4	5	1,00,000
7	Ida Malla	Ida Malla	Shiv Udhog Group	Dona Pattal	2	3	5	0	0	0	5	85,000
Unit Santoligad												
8	Latibo	Dalibo	Prayas	Mushroom Cultivation	1	4	0	0	0	5	5	50,950
9	Gadri	Gadri	Ujwal	Mushroom Cultivation	0	7	0	0	0	7	7	50,950
10	Dwella Talla	Dwella Talla	Mahila Uthan	Mushroom Cultivation	0	5	0	0	0	5	5	50,950
11	Halai Malli	Halai Malli	Prayas pragati Samuh	Slipper	4	1	1	0	0	4	5	1,00,000
12	Odgaon	Odgaon	Bhairavnath Devta	Tent House	5	0	5	0	0	0	5	70,000
Total					18	45	19	0	0	44	63	8,00,000
TEHRI DIVISION												
Unit Nainbag												
1	Devan	Devan	Jai Mahasu Devta	Tent House	5	0	2	0	3	0	5	1,00,000
2	Sendul	Sendul	Panch devta Vulnerable Group	Catering	0	5	0	0	5	0	5	80,000
3	Basangaon	Basangaon	Jay Dulheshvar Vulnerable Group	Catering	0	5	0	0	5	0	5	80,000
4	Birod	Birod	Jay Raghunath MaharajVulnerable Group	Catering	0	6	0	0	6	0	6	80,000

SN	Name of GP	Name of RV	Name of Group	Activity	Gender-wise Members		Social Category-wise Members				Total Members	Grant Alloted (in Rs.)
					Male	Fem.	SC	ST	OBC	GEN		
Unit Thatyur												
5	Bangar	Soudi	UMid kissan dal	Tent House	5	0	5	0	0	0	5	1,00,000
Total					10	16	7	0	19	0	26	4,40,000
Grand Total					48	61	39	7	19	44	109	16,40,000

ANNEXURE -2**Status of remaining Women Proposals which can not be addressed**

SN	Gram Panchayat	Village	Activity	Reason of Works not conducted
Dehradun Division				
Unit Chakrata				
1	Nithla	Bisoi	Forest Plantation	Afforestation work could not be undertaken due to dispute within the Panchayat.
2	Kurad Khanad	Kurad Khanad	Thresher	Agricultural Department is providing chaff cutter and thrasher machine on 50% subsidy, but women are not willing to pay even 50% contribution.
3	Nithla	Bisoi	Thresher	
4	Birmau	Birmau	Thresher	
5	Thana	Thana	Thresher	
6	Baniyana	Baniyana	Tailoring	
7	Mehrawna	Shirva	Thresher	
8	Samog	Samog	Thresher	
9	Tungra	Tungra	Nursery	
10	Kandad	Kandad	Tailoring Training	Due to busy schedule of women, training could not be imparted
11	Kandad	Indroli	Tailoring Training	
12	Kurad Khanad	Kurad Khanad	Tailoring Training	
13	Mohna	Mohna	Tailoring Training	
14	Samog	Samog	Tailoring	
Unit Kwansi				
15	Kandi Chhama Gatha	Kandi Chhama Gatha	Thresher	Agricultural Department is providing chaff cutter and thrasher machine on 50% subsidy, but women are not willing to pay even 50% contribution.
16	Kunna	Kunna	Thresher	
17	Dhaurapudiya	Dhaurapudiya	Thresher	
18	Myuda	Myuda	Thresher	
19	Lakhamandal	Lakhamandal	Thresher	
20	Bijnu	Bijnu	Rice Sheller	
21	Bijnu	Bijnu	Thresher	
22	Bijnu	Chunoti	Thresher	
23	Bijnu	Chunoti	Rice Sheller	
24	Birpa	Kandidhar	Chaffcuttter	
25	Punah Pokhri	Punah Pokhri	Rice Sheller	
26	Rangeu	Rangeu	Thresher	
27	Kunna	Kunna	Rice Sheller	
28	Manuwa	Manuwa	Culvert	Fund for construction of culvert has been diverted for irrigation tank as insisted by the villagers.
29	Gothad	Gothad	Thresher	Since there was no need for thrasher in the village, the fund available under this head has been utilized for land conservation
30	Kandi Chhama	Kandi Chhama	Culvert	Since village women insisted for drinking water, the fund available for culvert has been diverted for laying

SN	Gram Panchayat	Village	Activity	Reason of Works not conducted
	Gatha	Gatha		of pipeline
31	Dhaurapudiya	Dhaurapudiya	Chaffcuttter	Since women rejected the proposal for chaffcutter, the fund has been diverted for orchard development
Unit Sahiya				
32	Vyasbhood	Vyasbhood	Chaffcuttter	Agricultural Department is providing chaff cutter and thrasher machine on 50% subsidy, but women are not willing to pay even 50% contribution.
33	Timra	Timra	Knitting Machine	Due to busy schedule of women, training could not be imparted
34	Bansar	Amraya	Mushroom Training	
35	Bansar	Dudhau	Mushroom Training	
36	Panjiya	Panjiya	Tailoring	
37	Sakni	Alsi	Mushroom Training	
38	Jhutaya	Thureu	Tailoring	
39	Supau	Supau	Tailoring	
40	Bansar	Amraya	Tent House	Goats were given in place of tent house
41	Vyasbhood	Vyasbhood	Dairy	There is no problem in Tilwari as Dairy farm is already in existence
42	Bansar	Dudhau	Tent House	Women demanded cooking utensils in place of ten house, which has been fulfilled from Vulnerable Grant Fund
43	Panjiya	Panjiya	Knitting Machine	Women refused that there is no need for sewing machine
Tehri Division				
Unit Thatyur				
1	Papra	Papra	Irrigation Tank	Need for rain water harvesting tank was mentioned buy the villagers in place of Irrigation Tank/gool.n The work has been completed
Unit Kempty				
2	Ghandiyala	Ghandiyala	Chaffcuttter	Agricultural Department is providing chaff cutter and thrasher machine on 50% subsidy, but women are not willing to pay even 50% contribution.
3	Ghandiyala	Ghandiyala	Thresher	
4	Bhatoli	Bhatoli	Chaffcuttter	
5	Bhatoli	Banogi	Chaffcuttter	
6	Buradi	Thaal	Thresher	
7	Timliyal Gaon	Kanda	Drinking Water	
8	Banglo Ki Kandi	Banglo Ki Kandi	Tailoring	Due to busy schedule of women, training could not be imparted
9	Khanskudaun	Khanskudaun	Tailoring	
10	Rayatgaon	Rayatgaon	Tailoring	
11	Bhatoli	Bhatoli	Tailoring	
12	Buradi	Thaal	Tailoring	
13	Timliyal Gaon	Timliyal Gaon	Tailoring	
14	Timliyal Gaon	Kanda	Tailoring	
15	Timliyal Gaon	Ranogi	Tailoring	
16	Sartali	Kasaun	Tailoring	
17	Bail	Bail	Village Pond	

SN	Gram Panchayat	Village	Activity	Reason of Works not conducted
18	Nawadidhar	Nawadidhar	Drainage	the fund available under this had has been utilized for making trenches and recharge pits.
19	Nawadidhar	Thalwal Gaon	Retaining Wall	
20	Dwargarh	Dwargarh	Village Pond	
21	Rayatgaon	Rayatgaon	Irrigation Gool	Need for rain water harvesting tank was mentioned buy the villagers in place of Irrigation Tank/gool.n The work has been completed
22	Timliyal Gaon	Kanda	Fencing	Proposal cancelled.Village not in a position to undertake the work.
23	Tunetha	Tunetha	Fencing	
24	Bhediya	Bhediya	Forest Plantation	Work not completed due to non-availability of civil land for afforestation
Unit Nainbag				
25	Masaun	Sadab	Thresher	Agricultural Department is providing chaff cutter and thrasher machine on 50% subsidy, but women are not willing to pay even 50% contribution.
26	Nakot	Nakot	Rice Sheller	
27	Khairad	Khairad	Thresher	
28	Khairad	Khairad	Rice Sheller	
29	Rampur Negiyana	Rampur Negiyana	Chaffcuttter	
30	Ghodakhuri	Ghera	Rice Sheller	
31	Ghodakhuri	Ghera	Wheat Sheller	
32	Pantwadi	Kaudi	Thresher	
33	Pantwadi	Kaudi	Rice Sheller	
34	Birod	Birod	Flour Mill	
35	Masras	Masras	Rice Sheller	
36	Masras	Masras	Flour Mill	
37	Masras	Masras	Thresher	
38	Masras	Thureti	Rice Sheller	
39	Masras	Thureti	Flour Mill	
40	Masras	Thureti	Thresher	
41	Dhakrol	Saltwad	Flour Mill	
42	Dewan	Dewan	Rice Sheller	
43	Ghodakhuri	Sauntiyal Gaon	Rice Sheller	
44	Gharada	Kathyud	Rice Sheller	As more people are adopting cultivation of cash crops, demand for thrasher was replaced with individual demands.
45	Bandasari	Bandasari	Flour Mill	As water mills are available in abundance in the village, the people were motivated for using them in place of flour mill
46	Bandasari	Pavet	Flour Mill	
47	Binau	Tandwan	Retaining Wall	Dry Stone check dam constructed in place of Retaining wall repair.
48	Khaaskoti	Khaaskoti	Tailoring Center	Due to busy schedule of women, training could not be imparted
49	Khadaksari	Miriyagaon	Tailoring	
50	Pantwadi	Kaudi	Tailoring	
51	Gharada	Jhangeri	Thresher	Due to less production of wheat in the village, the demand for thrasher was cancelled and individual demands were incorporated
52	Mair	Mair	Flour Mill	Flour mill demand was cancelled as all the families

SN	Gram Panchayat	Village	Activity	Reason of Works not conducted
				were demanding individual flour mills
53	Masaun	Masaun	Flour Mill	Flour mill is already available in the village
54	Nakot	Nakot	Flour Mill	In place of flour mill and rice mill, proposals for livelihood activities of tent house and sewing machine for the vulnerable were incorporated
55	Masras	Masras	Bamboo Training	Not Viable
56	Gharada	Akhli	Rice Sheller	Proposal for catering in place of rice mill was incorporated by mutual understanding by women
57	Birod	Birod	Tailoring Center	Tailoring centre is available in nearby Jakhdhar village.
58	Khadaksari	Hadiyagaon	Tailoring Center	Tailoring centre is available in nearby Tikri village. Hence, know how about the same was given from that centre.
Pauri Division				
Unit Kandalinadi				
1	Ghandiyal	Chhimlidang	Marketing Centre	Proposal cancelled. Suitable land is not available for the activity.

